

# APPLIANCE DESCRIPTION

## 1.4 LCD general features

For the boiler technical informations refer to the section "TECHNICAL INFORMATION" to page 22.



Fig. 1.4

### KEY








RESET	The symbol indicates that the boiler can be directly reactivated by the user, by pressing the reset button
	The symbol indicates that the fault requires intervention on behalf of specialised technical assistance
	All symbols represented with lines that surround them, indicate that the symbol is flashing


### SIGNAL DISPLAYED BY THE LCD

LCD	FUNCTION
Er 01 + RESET	Lack of burner ignition on safety lockout
Er 02 + RESET	Safety thermostat intervention lockout
Er 03 + RESET	General lockout
Er 10 + RESET	Flue probe intervention lockout
Er 11 + RESET	Flame detection error

LCD	FUNCTION
Er 14 + RESET	Faulty pump or primary temperature above 105°C
Er 04 +	Faulty primary circuit (no water or absence of flow)
Er 05 +	Faulty fan control system
Er 06 +	Faulty c.h. temp. probe NTC
Er 07 +	Faulty d.h.w. temp. probe NTC
Er 08 +	Faulty external temp. probe NTC
Er 09 +	Faulty flue temp. probe NTC
Er 14 +	Absence of flow from temperature gradient (>2K/s)
Li 01	Primary circuit temp. limit during D.h.w. operation
00	Boiler Stand-By (anti-freeze protection activated)
30 °C	Boiler waiting for heat request
31 °C	Boiler in summer mode (d.h.w.). The primary circuit temperature is displayed.
32 °C	Boiler in winter mode (c.h.+ d.h.w.). The primary circuit temperature is displayed.
41 °C	Boiler on demand for d.h.w. power. The d.h.w. temperature is displayed.
34 °C	Boiler on demand for c.h. power.

## APPLIANCE DESCRIPTION

LCD	FUNCTION
	Burner ignition (spark)
0	Flame present (Burner on)
	Boiler in anti-freeze phase (bP flashing + temperature flashing)
	Boiler in antifrost phase (AF flashing + temperature flashing)
	Set c.h. (all other symbols are disabled)
	Set D.h.w. (all other symbols are disabled)
	Pump activated for the post-circulation phase (Po flashing + temperature flashing)
	Delayed burner ignition for setting the system (uu flashing + temperature flashing)

LCD	FUNCTION
	Boiler in chimney sweep functioning mode. The chimney sweep is activated by setting "parameter 09=01" and is visualised by the switching on of the hand and alternate flashing between the temperature and the communication and radiator symbol.