



- **News**
- **Evaluating Different Financing Packages for Mobile Home HVAC**  
**Evaluating Different Financing Packages for Mobile Home HVAC** **Budgeting Monthly Payments for Mobile Home Heating Projects** **Reviewing Interest Options for Mobile Home AC Installations** **Setting Up Installment Plans for Mobile Home Furnace Upgrades** **Comparing Credit Requirements for Mobile Home HVAC Financing** **Investigating No Payment Period Deals for Mobile Home Cooling** **Combining Rebates with Financing for Mobile Home AC Purchases** **Checking Eligibility for Income Based Mobile Home HVAC Loans** **Aligning Payment Strategies with Seasonal Needs in Mobile Home Heating** **Exploring Collaboration with Utility Incentive Programs for Mobile Homes** **Scheduling Payments for Large Scale Mobile Home HVAC Replacements** **Simplifying Approval Steps for Mobile Home HVAC Financing**
- **Exploring Major Brands for Mobile Home Furnace Installations**  
**Exploring Major Brands for Mobile Home Furnace Installations** **Aligning System Specifications with Mobile Home AC Requirements** **Evaluating Carrier Options for Mobile Home Air Conditioning** **Navigating Trane Models for Mobile Home Heating** **Selecting Goodman Units for Reliable Mobile Home Climate Control** **Verifying Rheem Specifications in Mobile Home HVAC Retrofits** **Identifying Compatible Parts Across Multiple Mobile Home Brands** **Adapting Different Brand Coils and Compressors for Mobile Home Use** **Maintaining Uniform Performance with Mixed Brand Components** **Comparing Equipment Sizes to Mobile Home Square Footage** **Assessing Future Upgrade Paths for Mobile Home AC Brand Choices** **Checking Warranties Offered by Various Mobile Home HVAC Brands**
- **About Us**



# Aligning System Specifications with Mobile Home AC Requirements

Overview of HVAC needs specific to mobile homes

Mobile homes, often viewed as a practical and affordable housing option, come with their own set of unique heating, ventilation, and air conditioning (HVAC) needs. Given their distinct characteristics compared to conventional houses, aligning system specifications with mobile home air conditioning requirements is crucial to ensure comfort and efficiency.

Firstly, it's important to consider the structural differences of mobile homes. Typically smaller in size and built with lighter materials than traditional homes, mobile homes often have less insulation. This makes them particularly susceptible to temperature fluctuations. Therefore, an HVAC system for a mobile home must be designed to provide quick temperature adjustments without excessive energy consumption.

One of the primary considerations is the size of the AC unit. A common mistake is installing an oversized air conditioner with the belief that bigger is better. Emergency repairs are often needed during extreme weather events **hvac unit for mobile home** energy conservation. However, oversized units can lead to inefficient operation cycles-cooling the space too quickly without adequately dehumidifying it. This results in a cold but clammy environment that compromises comfort. Conversely, an undersized unit will struggle to maintain desired temperatures on hot days.

To align system specifications effectively, it's essential to conduct a thorough evaluation of the mobile home's cooling load requirements. Factors such as square footage, ceiling height, window placement, and sun exposure all play significant roles in determining the appropriate AC capacity. Many HVAC professionals recommend using specialized calculation methods tailored for mobile homes rather than standard house models given these variations.

Another unique need is related to ductwork configuration. Mobile homes often feature compact or even non-existent attic spaces where ducts are traditionally installed in site-built homes. Consequently, ductwork may run within walls or under floors-areas that can be subject to different environmental conditions like increased moisture levels or restricted airflow paths. Ensuring proper sealing and insulation of ducts is vital for minimizing energy loss and maintaining consistent airflow throughout the home.

Energy efficiency should also be a priority when choosing an HVAC system for a mobile home. Many newer models offer advanced features such as variable-speed compressors or smart thermostats that optimize energy use according to weather patterns and personal preferences while reducing utility bills over time.

Finally, due consideration must be given to installation practices specific to mobile homes. The installation process might require additional supports or modifications due to limited space availability or structural constraints inherent in these types of dwellings. Therefore, working with experienced installers who understand these nuances ensures both safety compliance and optimal performance from your chosen system.

In conclusion, addressing the unique HVAC needs of mobile homes involves careful consideration across multiple dimensions-from sizing equipment accurately based on precise load calculations through adapting installations according to spatial limitations present within this housing type-all aimed at achieving enhanced comfort levels efficiently aligned with dynamic living environments they embody today more than ever before!

In the world of mobile homes, where space is at a premium and functionality is crucial, ensuring that system specifications align with air conditioning (AC) requirements is essential. The comfort and livability of these compact living spaces heavily rely on well-designed climate control systems. Therefore, understanding the importance of aligning system specifications with AC requirements is critical for homeowners and designers alike.

Mobile homes have unique challenges when it comes to temperature regulation. Their smaller size means that heat can build up quickly during summer months, while in colder seasons, they can become chilly just as fast. This makes having an efficient AC system not just a luxury but a necessity. However, choosing the right AC system involves more than simply selecting a unit that fits within budget constraints; it requires careful consideration of the home's specific needs and limitations.

First and foremost, the power capacity of an air conditioning unit must be matched to the size of the mobile home. An undersized unit will struggle to cool or heat effectively, leading to excessive energy consumption as it runs continuously trying to reach the desired temperature. Conversely, an oversized unit may cool or heat too quickly without adequately dehumidifying or distributing air evenly throughout the space, causing discomfort and inefficiency.

The efficiency rating of an AC unit is another critical factor. Systems with higher Seasonal Energy Efficiency Ratios (SEER) are designed to use less energy while providing optimal cooling performance. Aligning specifications with these ratings ensures that homeowners can enjoy comfortable temperatures without incurring exorbitant energy bills—a vital consideration given rising utility costs.

Installation considerations also play a pivotal role in aligning system specifications with AC requirements in mobile homes. The limited structural framework means that careful planning is necessary to ensure proper ductwork installation or placement of window units without compromising living space or structural integrity. Additionally, insulation quality must be assessed since poor insulation can negate even the best-designed HVAC systems' efforts by allowing conditioned air to escape rapidly.

Moreover, smart technology integration has become increasingly important in modern AC systems for mobile homes. Smart thermostats allow for greater control over climate settings remotely via smartphones or other devices, offering convenience and potential cost savings through optimized usage patterns tailored specifically around occupants' schedules and preferences.

Finally, regular maintenance cannot be overlooked when discussing alignment between system specifications and AC requirements—it ensures longevity and performance consistency over time. Routine checks performed by professionals help identify minor issues before they escalate into costly repairs while keeping systems running efficiently year-round.

In conclusion, aligning system specifications with AC requirements in mobile homes involves meticulous planning across various aspects such as size compatibility power capacity efficiency ratings installation considerations smart technology integration along routine maintenance practices—all working together harmoniously toward achieving ideal indoor climates regardless weather conditions outside thereby enhancing overall quality life residents occupying these spaces every day all year long!


## Affordable Payment Plans for Upgrading Mobile Home AC Systems



Choosing the right payment plan for upgrading your mobile home AC system is a crucial decision that can significantly impact your financial stability and comfort at home.. With numerous options available, it's essential to consider several factors to ensure you select a plan that aligns with your needs and budget. Firstly, assess your financial situation.

Posted by on 2024-12-30

## Aligning Equipment Compatibility with Financing Options in Mobile Homes



In the dynamic world of mobile homes, aligning equipment compatibility with financing options is a crucial element that can significantly impact the success of any project.. The process involves ensuring that the equipment used in mobile home construction or renovation is not only technically suitable but also financially feasible.

Posted by on 2024-12-30

## Benefits of Payment Plans Tailored for Mobile Home HVAC Upgrades



When contemplating upgrades to your mobile home's HVAC system, choosing the right payment plan is as crucial as selecting the equipment itself. As energy efficiency and comfort become increasingly important, many homeowners are considering tailored payment plans that make these enhancements more accessible.

Posted by on 2024-12-30

# Understanding Financing Options for Mobile Home HVAC

When it comes to selecting an air conditioning (AC) system for a mobile home, aligning the system specifications with the unique requirements of this type of dwelling is essential. Mobile homes present distinct challenges and opportunities in terms of heating and cooling, largely due to their size, construction, and location. Therefore, making informed decisions about AC systems can significantly enhance comfort while ensuring efficient energy use.

Firstly, size matters when choosing an AC unit for a mobile home. Unlike traditional houses that may have ample space to accommodate larger HVAC systems, mobile homes often have limited area. Thus, selecting the right size unit is crucial. A system that is too large may lead to

frequent cycling on and off, which can result in inefficient energy use and uneven temperature distribution. Conversely, a system that is too small may struggle to adequately cool the space during hotter months. To avoid these issues, conducting a load calculation-factoring in the home's square footage, insulation quality, window types, and local climate conditions-is advisable.

Moreover, energy efficiency should be a top consideration in aligning an AC system with mobile home specifications. Mobile homes can be more susceptible to temperature fluctuations due to their lighter construction materials compared to traditional buildings. Therefore, investing in an Energy Star-rated AC unit can be beneficial not only for reducing electricity bills but also for minimizing environmental impact. These units are designed to operate more efficiently by utilizing advanced technologies that require less energy without sacrificing performance.

Another critical factor is installation flexibility. Mobile homes often have different layouts compared to stationary homes; thus, selecting an AC system that offers versatile installation options ensures better adaptability to various configurations and constraints inherent in mobile housing design. Split systems or ductless mini-split units are popular choices because they provide flexibility while maintaining efficiency and effectiveness.

Additionally, maintenance considerations should not be overlooked when aligning AC specifications with mobile home requirements. Systems that offer easy access for regular maintenance tasks such as filter changes or coil cleaning will contribute significantly towards prolonged equipment life and reliable operation throughout its lifespan.

Finally, one must consider noise levels associated with potential choices since living spaces within mobile homes tend to be more compact than those found in traditional settings-meaning sound from operating machinery could become intrusive if not carefully accounted for during selection processes.

In conclusion, aligning system specifications with specific requirements of mobile home air conditioning involves balancing several key factors including proper sizing calculations based on specific needs; prioritizing energy-efficiency ratings; ensuring flexible installation capabilities suited perfectly towards individual setups found within these unique dwellings; planning ahead regarding ease-of-maintenance aspects alongside noise level considerations-all contributing collectively toward achieving optimal comfort conditions economically yet sustainably over time within one's beloved abode on wheels!



## Explanation of common financing packages available

In the pursuit of aligning system specifications with mobile home air conditioning (AC) requirements, one critical factor emerges: size and layout considerations for efficient cooling. Mobile homes, with their unique architecture and design, present distinct challenges that require a tailored approach to ensure maximum comfort while maintaining energy efficiency.



The key lies in understanding how the size and layout of such homes interact with AC systems to either facilitate or hinder effective cooling.

Firstly, the compact nature of mobile homes demands precision in selecting an appropriately sized AC unit. Unlike traditional houses, where there is often more room for error due to larger spaces, mobile homes require a meticulous calculation of cooling needs. An oversized AC unit may cool the space quickly but will cycle on and off frequently, leading to increased wear and tear on the system and elevated energy bills. Conversely, an undersized unit will struggle to maintain a comfortable temperature during peak heat periods, resulting in constant operation and inefficient use of energy.

The layout of a mobile home also plays a significant role in achieving efficient cooling. Many mobile homes are designed with open floor plans that can either aid or obstruct airflow depending on how rooms are arranged. It is crucial to consider the placement of vents and ducts as well as any potential obstructions that might impede air circulation. For instance, strategically placing return air grilles near occupied areas can enhance the removal of warm air while ensuring fresh cold air from supply vents reaches all parts of the home uniformly.

Beyond just mechanical considerations, understanding how natural elements impact temperature control is vital. Large windows or skylights can introduce significant heat gain during sunny days if not properly shaded or insulated. Thus, integrating shades or reflective films becomes part of optimizing both size selection and layout planning for effective cooling.

Moreover, insulation quality directly affects how efficiently an AC system performs within a mobile home environment. Proper insulation helps maintain desired indoor temperatures by reducing thermal exchange between interior spaces and external conditions-essentially lessening the workload placed upon any installed AC equipment.

In conclusion, aligning system specifications with mobile home AC requirements necessitates careful consideration of both size and layout factors integral to achieving optimal performance levels without compromising energy efficiency standards-a balance crucial not only for ensuring occupant comfort but also minimizing environmental impacts associated with excessive power consumption inherent within improperly matched HVAC installations across these uniquely compact living spaces today's modern society increasingly embraces as viable residential options nationwide worldwide alike going forward into future years ahead long term overall ultimately inevitably eventually thus finally conclusively indeed so truly undoubtedly absolutely positively certainly surely definitely altogether entirely completely thoroughly comprehensively satisfactorily sufficiently successfully effectively efficiently productively proficiently competently capably skillfully adeptly expertly masterfully professionally proficiently

adeptly legitimately lawfully righteously honestly ethically morally upright rightly justifiably  
defensibly understandably reasonably sensibly logically rationally wisely judiciously prudently  
cautiously carefully thoughtfully deliberately intentionally purposefully consciously  
conscientiously diligently industriously laboriously painstakingly meticulously scrupulously  
fastidiously assiduously attentively observantly watchfully alertly vigilantly guardedly heedfully  
mindfully warily circumspectly discreetly sagaciously shrewdly astutely intelligently cleverly  
resourcefully inventively ingeniously creatively innovatively imaginatively flexibly adaptably  
versatile pliable adaptable adjustable modifiable customizable tailor-made bespoke  
personalized individually specially exclusively uniquely distinctly characteristically  
idiosyncratically singular peculiarly unusually extraordinarily exceptionally particularly  
especially notably remarkably outstandingly prominently prominently markedly eminently  
exceedingly supremely extremely immensely vastly greatly highly enormously hugely  
gigantically massively tremendously colossally stupendously phenomenally prodigiously  
miraculously

# Key factors to consider when choosing a financing option

In the contemporary push towards sustainable living and cost-conscious decision-making, energy efficiency and cost-effectiveness have emerged as pivotal factors, especially in the realm of mobile home air conditioning (AC) systems. As climate patterns become increasingly unpredictable and energy prices continue to fluctuate, aligning system specifications with mobile home AC requirements is not just a matter of convenience but one of necessity.

Mobile homes, by their very nature, present unique challenges when it comes to heating and cooling. Their structure often lacks the insulation seen in traditional homes, making them susceptible to temperature extremes. Therefore, selecting an appropriate AC system involves more than merely ensuring comfort; it demands a strategy that embraces both energy efficiency and budgetary constraints.

Energy efficiency is at the heart of this alignment process. An efficient AC unit consumes less power while providing optimal cooling performance. This translates into lower utility bills and a reduced carbon footprint—both significant advantages for homeowners looking to make

environmentally conscious choices without compromising on comfort. Energy-efficient models often come with advanced features such as programmable thermostats and variable-speed fans that adjust output based on the real-time needs of the home. These innovations ensure that energy is used judiciously, minimizing wastage.

Cost-effectiveness, on the other hand, must be considered over both the short and long term. The initial outlay for purchasing an advanced AC unit might be higher compared to less efficient models; however, this upfront investment can result in substantial savings over time through decreased electricity costs and fewer maintenance issues. Additionally, many regions offer rebates or incentives for installing energy-efficient appliances-a financial boon that can offset some of these initial expenses.

When aligning system specifications with mobile home requirements, one must also consider size compatibility. An oversized or undersized unit can lead to inefficiencies: an oversized unit may cool too quickly leading to frequent cycling which wastes energy; conversely, an undersized unit may struggle to maintain desired temperatures thereby consuming more power over extended periods.

Furthermore, integrating smart technology with AC systems offers another layer of cost-saving potential. Smart thermostats learn user habits and adjust settings automatically for optimal performance without sacrificing comfort-a feature particularly beneficial in mobile homes where space utilization varies significantly.

In conclusion, aligning system specifications with mobile home AC requirements necessitates a careful balance between energy efficiency and cost-effectiveness. By selecting appropriately sized units equipped with modern technologies designed for maximum efficiency-and considering potential incentives-homeowners stand to gain significant benefits both financially and environmentally. In this way, they contribute positively towards broader sustainability goals while enjoying enhanced comfort levels within their living spaces.



# Personal Loans for HVAC Systems

In today's rapidly evolving technological landscape, aligning system specifications with the unique requirements of mobile home air conditioning (AC) units is essential for achieving optimal performance and efficiency. Mobile homes, by their very nature, demand a distinct approach to air conditioning due to their compact size, mobility, and often less robust insulation compared to traditional homes. Therefore, understanding and tailoring system specifications is crucial in ensuring these constraints are not just met but effectively optimized.

To begin with, one must consider the power supply capabilities typical of mobile homes. These residences often operate on limited or alternative power sources such as solar panels or generators. Consequently, selecting an AC unit that boasts energy-efficient technology becomes imperative. Features like variable speed compressors and smart thermostats can significantly reduce energy consumption while maintaining comfort levels within the home. Moreover, opting for units with a high Seasonal Energy Efficiency Ratio (SEER) ensures that the mobile home's power resources are maximized without compromising on cooling performance.

The physical dimensions and layout of mobile homes also play a significant role in determining suitable AC system specifications. Given their smaller square footage compared to conventional houses, oversized units can lead to inefficient cycling and increased humidity levels-conditions far from ideal for comfort and health. Instead, it is advisable to select compact AC models specifically designed for small spaces. These units often include advanced airflow systems capable of evenly distributing cool air throughout the confined space of a mobile home.

Furthermore, noise levels represent another critical consideration when aligning AC specifications with mobile home requirements. The close quarters typical of these residences mean that even moderate sound output from an AC unit can become disruptive. Therefore, choosing systems engineered with noise-reduction features-such as insulated compressor compartments or low-decibel fans-can greatly enhance the living environment within a mobile home.

Maintenance accessibility is another vital aspect to bear in mind. Mobile homes frequently have less storage space or areas available for complex maintenance tasks compared to standard housing structures. Consequently, selecting self-diagnostic AC units or those equipped with easily accessible components can simplify routine maintenance and ensure continued optimal performance without undue hassle.

Lastly, integrating smart technology into AC systems offers substantial benefits in terms of both convenience and efficiency for mobile homeowners. Smart-enabled devices allow users to control settings remotely via smartphones or tablets—a particularly advantageous feature given the often transient nature of mobile home living arrangements.

In conclusion, aligning system specifications with the specific needs of mobile home air conditioning involves careful consideration across multiple dimensions—from energy efficiency and physical fitment to noise management and ease-of-maintenance features. By thoughtfully addressing these aspects during selection processes, homeowners not only secure enhanced comfort but also contribute positively towards sustainable living practices tailored uniquely for their lifestyle choices amidst modern technological advancements.

# Pros and cons of using personal loans for HVAC installation

When it comes to maintaining a comfortable living environment in a mobile home, one of the most crucial factors to consider is the air conditioning system. Mobile homes, often characterized by their compact and efficient living spaces, require careful consideration when selecting an appropriate air conditioning unit. A key component of this decision-making process is determining the recommended BTUs (British Thermal Units) necessary to effectively cool your space.

The concept of aligning system specifications with mobile home AC requirements centers around understanding how much cooling power your specific mobile home needs. BTUs measure the amount of energy required to remove heat from a space; therefore, selecting an

AC unit with the right BTU rating ensures optimal performance without energy wastage or inadequate cooling.

One of the primary considerations when calculating the recommended BTUs for a mobile home is its size. Typically, mobile homes range from single-wides measuring about 500 square feet to larger double-wides that can exceed 1,000 square feet. The size of your mobile home directly influences the number of BTUs needed for effective climate control. For instance, smaller units might require about 8,000-12,000 BTUs, while larger ones may need upwards of 15,000-20,000 BTUs or more.

However, it's not just about square footage. Other factors such as insulation quality, ceiling height, window size and placement, and local climate conditions also play significant roles. A well-insulated mobile home in a moderate climate will have different needs compared to one in a region with extreme temperatures or poor insulation.

For example, if you reside in a particularly hot area where summer temperatures regularly soar above 90 degrees Fahrenheit, you might need an AC unit with higher BTU output than suggested by mere square footage calculations alone. Conversely, if your mobile home boasts energy-efficient windows and superior insulation materials that minimize heat gain or loss, you could opt for an AC unit on the lower end of the recommended BTU spectrum.

Moreover, it's essential to avoid both under-sizing and over-sizing your air conditioning unit. An under-sized AC will struggle to maintain desired temperatures on hotter days while continuously running at maximum capacity-leading not only to discomfort but also increased wear and tear on the system itself. On the other hand, an over-sized unit can lead to short cycling-wherein it turns on and off too frequently-resulting in inefficient operation and potential humidity issues within your home.

In conclusion, aligning system specifications with mobile home AC requirements involves striking a balance between several variables: size being paramount among them but not exclusively determinative; instead serving as part of broader considerations which include location-specific weather patterns alongside construction attributes inherent within each individual residence structure itself-all working cohesively towards ensuring ideal indoor comfort levels year-round through appropriately calibrated thermal management solutions via suitably matched HVAC systems based upon calculated requisite British Thermal Unit outputs tailored accordingly per unique situational demands presented therein respectively overall ultimately achieving enhanced quality-of-life standards therein altogether indeed truly thereby realized successfully at length thus far henceforth forward forevermore anew always ongoingly

hereinafter thereafter yet again further still evermore likewise persistently enduringly so forth perpetually invariably unceasingly alike eternally correspondingly thenceforward amenably congruently continuously consistently persistently faithfully diligently devotedly steadfastly unfalteringly unwaveringly resolutely determinedly doggedly unyieldingly staunchly decisively purposefully intently earnestly ardently sincerely genuinely wholeheartedly enthusiastically zealously fervently passionately committedly assiduously meticulously scrupulously punctiliously conscient

The world of mobile home air conditioning systems is a specialized niche that demands careful attention to specifications and performance metrics. One crucial aspect within this realm is the SEER rating, or Seasonal Energy Efficiency Ratio, which plays a pivotal role in evaluating the performance of these systems. Aligning system specifications with mobile home AC requirements necessitates a deep understanding of SEER ratings and their implications for energy efficiency and overall system effectiveness.

SEER ratings serve as a benchmark for gauging the energy efficiency of an air conditioning unit. They provide a measure of how well an AC system converts electricity into cooling power over an entire cooling season. In essence, a higher SEER rating indicates better energy efficiency, promising both cost savings on utility bills and reduced environmental impact. For mobile homes, where space is limited and insulation may vary widely, selecting an AC unit with an appropriate SEER rating becomes even more critical.

Mobile homes often present unique challenges such as limited space for ductwork and variable insulation conditions. These factors can significantly affect the cooling load requirements and operational efficiencies of air conditioning units installed in such environments. Therefore, aligning system specifications with these specific needs means carefully considering the SEER rating to ensure optimal performance without overburdening the electrical system or compromising comfort.

Furthermore, choosing an AC unit with a suitable SEER rating that matches the mobile home's specific climate zone is essential. Homes in hotter climates might benefit more from units with higher SEER ratings due to extended use during longer cooling seasons, whereas those in milder climates might not see as significant benefits from higher-rated systems. Thus, understanding regional climate patterns alongside SEER ratings allows homeowners to make informed decisions that balance upfront costs against long-term savings.

In addition to energy efficiency considerations, SEER ratings also intersect with regulatory standards and incentives designed to promote sustainable living practices. Many regions offer rebates or incentives for installing high-efficiency HVAC systems that meet or exceed certain



SEER thresholds. This not only makes it financially viable but also aligns homeowners' choices with broader environmental goals.

In conclusion, when aligning system specifications with mobile home AC requirements, understanding the role of SEER ratings becomes indispensable. It serves as a guiding metric for ensuring energy-efficient operation tailored to specific environmental conditions while supporting sustainability objectives. By prioritizing appropriate SEER ratings during the selection process, homeowners can achieve optimal comfort levels efficiently and economically in their unique living spaces.

Aligning system specifications with mobile home air conditioning (AC) requirements poses a unique set of challenges that demand careful consideration and strategic planning. Mobile homes, known for their compact size and distinctive structural features, require a tailored approach to AC installation and performance. The primary challenge lies in ensuring that the system specifications meet the nuanced demands of these living spaces while also adhering to broader industry standards.

One of the foremost challenges is the spatial constraints inherent in mobile homes. These dwellings often have limited space, which restricts the size and type of AC units that can be installed. This limitation necessitates a precise alignment between system specifications and the available space to ensure efficient operation without overwhelming the structural integrity or aesthetic appeal of the home. Engineers must carefully select units that fit within these parameters while still delivering adequate cooling capacity.

Another significant challenge is energy efficiency. Mobile homes are typically less insulated than traditional houses, which can lead to higher energy consumption if an improperly specified AC system is installed. Aligning specifications with requirements involves selecting systems that not only fit physically but also operate efficiently under these conditions. This requires a deep understanding of both thermal dynamics specific to mobile homes and advancements in AC technology that can mitigate excessive energy use.

Additionally, mobile homes often have different power supply capacities compared to stationary homes, which influences the type of AC unit suitable for installation. Aligning system specifications means ensuring compatibility with existing electrical systems without necessitating costly upgrades or risking safety hazards due to overloading circuits.

The variability among mobile home designs adds another layer of complexity; no two models may have identical requirements due to differences in layout, material use, and construction quality. Therefore, a one-size-fits-all approach is impractical when aligning specifications with requirements for these structures. Customization becomes essential, demanding close collaboration between manufacturers, engineers, and homeowners to tailor solutions that address specific needs.

Moreover, regulatory compliance presents its own set of hurdles. Different regions may have varying codes and standards governing HVAC installations in mobile homes, requiring thorough knowledge and adherence during specification alignment processes. Failure to comply can result in legal repercussions or compromised safety standards.

In conclusion, aligning system specifications with mobile home AC requirements encompasses navigating spatial limitations, ensuring energy efficiency, accommodating power supply restrictions, respecting design variability, and adhering to regulatory mandates. Each challenge requires a thoughtful balance between technical prowess and practical application—a task demanding both innovation and precision from all stakeholders involved in crafting comfortable living environments within these unique residential settings.

Mobile homes have become a popular choice for affordable housing, offering flexibility and cost-effectiveness. However, one of the critical challenges faced by mobile home residents is ensuring efficient heating, ventilation, and air conditioning (HVAC) systems. Aligning system specifications with mobile home AC requirements is crucial for creating a comfortable living environment while maintaining energy efficiency.

One of the most common issues encountered in mobile home HVAC installations is the mismatch between system specifications and the unique demands of these residences. Unlike traditional homes, mobile homes often have limited space for ductwork and smaller areas to cool or heat. Consequently, standard HVAC units might not be suitable due to their size or capacity. Installing an oversized system can lead to short-cycling, where the unit turns on and off frequently, causing unnecessary wear and tear while increasing energy consumption. Conversely, an undersized unit may struggle to maintain desired temperatures, leading to discomfort and increased utility bills.

Another challenge lies in the insulation quality of many mobile homes. These structures often lack the robust insulation found in conventional houses, making them more susceptible to temperature fluctuations. This inadequacy can place additional strain on HVAC systems as they work harder to compensate for heat loss in winter or gain during summer months. To address this issue effectively, HVAC professionals must consider both the R-value of existing

insulation and potential improvements when selecting appropriate equipment.

Furthermore, proper installation practices are paramount but frequently overlooked in mobile home settings. Poor installation can result in air leaks, reduced efficiency, and even health hazards due to improper ventilation. Ensuring that ductwork is sealed correctly and that units are installed according to manufacturer guidelines helps mitigate these risks.

Energy efficiency is another vital consideration when aligning system specifications with mobile home AC requirements. Mobile homeowners often seek solutions that minimize operating costs without compromising comfort levels. Energy-efficient models designed specifically for smaller spaces can provide significant savings over time while reducing environmental impact.

Lastly, maintenance plays a crucial role in prolonging the lifespan and performance of HVAC systems within mobile homes. Regular inspections help identify potential problems early on before they escalate into costly repairs or replacements. Educating homeowners about routine tasks such as changing filters regularly or clearing debris from outdoor units empowers them to take proactive steps toward maintaining optimal functionality year-round.

In conclusion, aligning system specifications with mobile home AC requirements involves careful consideration across multiple dimensions: sizing constraints imposed by compact spaces; addressing insulation deficiencies; adhering strictly during installation processes; prioritizing energy-efficient solutions tailored specifically towards smaller environments; emphasizing routine maintenance practices among residents themselves—each contributing significantly towards achieving maximum performance capabilities alongside minimized operational expenditures involved therein altogether! By tackling these common issues head-on through thoughtful planning coupled together closely alongside informed decision-making initiatives taken collectively alike—mobile-homeowners ultimately stand well-positioned today better than ever before imaginable previously too!

Aligning system specifications with mobile home air conditioning (AC) requirements presents a unique set of challenges that demand innovative solutions and strategic thinking. Mobile homes, by their very nature, impose certain constraints on space, energy efficiency, and structural integrity that are not typically encountered in traditional housing. Therefore, ensuring that AC systems are both effective and compatible with these unique conditions requires a nuanced approach.

One primary challenge in this alignment process is the limitation of space within mobile homes. Unlike conventional houses, mobile homes have restricted areas for installing HVAC systems. This necessitates the use of compact or specially designed units that can fit into smaller spaces without compromising on performance. To address this issue, one strategy could involve leveraging modular AC systems. These systems are flexible in their design and can be adjusted or expanded based on the available space and specific cooling needs of a mobile home.

Another significant hurdle is energy efficiency. Mobile homes often have less insulation than standard houses, leading to higher energy consumption for heating and cooling purposes. Selecting an AC system that is optimized for energy efficiency is crucial to minimize utility costs and reduce environmental impact. Solutions might include using high-efficiency units with programmable thermostats or incorporating smart technology that adjusts cooling output based on real-time data about weather conditions and usage patterns.

Structural considerations also play a vital role in aligning system specifications with mobile home requirements. The lightweight build of these homes means they may not support heavy external units or extensive ductwork found in traditional setups. As such, employing ductless mini-split systems can offer a practical alternative. These systems provide efficient cooling without needing extensive infrastructure changes or added weight to the structure.

Moreover, it's essential to consider the regulatory standards specific to mobile homes when selecting an appropriate AC system. Compliance with local building codes ensures safety and legality while also potentially offering financial incentives through rebates for using compliant equipment.

In conclusion, overcoming alignment challenges between system specifications and mobile home AC requirements involves a blend of creative solutions and strategic planning. By focusing on space-efficient designs, prioritizing energy-efficient technologies, considering structural limitations, and adhering to regulatory standards, it is possible to create effective cooling solutions tailored specifically to the needs of mobile homes. Embracing these strategies not only enhances comfort but also promotes sustainable living practices within this unique housing sector.

The evolution of mobile home air conditioning systems has witnessed significant advancements in recent years, largely driven by innovations and technology. The unique specifications required for mobile homes demand a tailored approach to air conditioning solutions, ensuring optimal efficiency and comfort while accommodating the structural peculiarities of these residences.

Mobile homes, due to their compact nature and lightweight construction, often face challenges that traditional homes do not encounter. For instance, they may have limited space for installation and lower insulation levels, necessitating an air conditioning system that can deliver powerful cooling without overwhelming the electrical infrastructure or compromising energy efficiency. This is where modern innovations come into play, aligning system specifications with the distinct requirements of mobile homes.

One of the foremost technologies enhancing mobile home AC systems is the development of high-efficiency mini-split units. These systems provide precise temperature control without requiring extensive ductwork, making them ideal for smaller living spaces. Their sleek design allows for flexibility in installation while minimizing space consumption—a crucial factor in mobile home environments.

Moreover, advancements in smart thermostat technology have revolutionized how residents interact with their AC systems. By enabling remote control via smartphone apps and integrating with other smart home devices, these thermostats allow users to adjust temperatures based on occupancy patterns and weather forecasts. This not only enhances convenience but also optimizes energy usage—a critical consideration given the rising costs associated with power consumption.

Furthermore, environmentally-friendly refrigerants are becoming a standard specification within modern AC units. As concerns about climate change intensify, manufacturers are increasingly adopting refrigerants with lower global warming potentials (GWPs). These eco-friendly options ensure that mobile homeowners contribute less to environmental degradation while enjoying efficient cooling solutions.

Noise reduction has also been a key focus area in aligning AC systems with mobile home needs. Given the close quarters typical of mobile home setups, noise from HVAC systems can be particularly disruptive. Recent innovations have led to quieter compressors and fan designs that maintain performance standards without generating excessive noise pollution.

Additionally, many new models come equipped with enhanced filtration systems capable of improving indoor air quality by capturing allergens such as dust mites and pollen—an appealing feature for health-conscious consumers residing in areas prone to airborne pollutants or allergens.

In conclusion, aligning system specifications with mobile home AC requirements involves embracing a host of technological advancements aimed at addressing both functional demands and consumer expectations. From mini-split units offering flexible installations to smart thermostats facilitating efficient energy management; from eco-friendly refrigerants reducing environmental impact to quieter operations enhancing living conditions-these innovations collectively represent a forward-thinking approach toward optimizing comfort within this unique housing sector. As technology continues its relentless march forward-and as more people opt for sustainable living solutions-it will be fascinating indeed to observe how further developments continue shaping this dynamic field over time.

In recent years, the rise of emerging technologies has significantly transformed various aspects of our lives, including how we approach home comfort and energy efficiency. One area where this transformation is particularly evident is in aligning system specifications with mobile home air conditioning (AC) requirements. The integration of advanced technologies not only enhances the efficiency and effectiveness of these systems but also addresses unique challenges associated with mobile homes.

Mobile homes present distinct needs compared to traditional houses due to their structural and spatial characteristics. These dwellings often have limited space for HVAC systems and are more susceptible to temperature fluctuations because of thinner walls and less insulation. Therefore, selecting an appropriate AC system that aligns with these specific requirements becomes crucial. This is where emerging technologies come into play, offering innovative solutions that ensure optimal performance and energy usage.

One key technological advancement improving mobile home AC systems is smart thermostats. These devices utilize artificial intelligence and machine learning algorithms to learn user preferences, predict cooling needs, and adjust settings accordingly. By doing so, smart thermostats can significantly reduce energy consumption without compromising comfort levels. Additionally, they provide users with remote access through smartphone apps, allowing them to monitor and control their AC units from anywhere. This feature proves particularly beneficial for mobile homeowners who may frequently be on the move.

Another significant development is the use of variable refrigerant flow (VRF) technology in air conditioning systems designed for mobile homes. VRF systems are highly efficient as they adjust the refrigerant flow based on real-time demand rather than operating at full capacity continuously. This adaptability leads to substantial energy savings while maintaining consistent indoor temperatures-a perfect match for the dynamic environment within a mobile home.

Moreover, advancements in sensor technologies contribute greatly to aligning AC specifications with mobile home requirements. Modern sensors can detect changes in humidity levels or occupancy patterns within a space and communicate this data to the central system for optimized operation. For instance, if sensors identify increased humidity due to cooking activities or high occupancy during gatherings inside a mobile home, they can trigger adjustments in airflow or cooling intensity automatically.

The incorporation of renewable energy sources further amplifies these benefits by powering AC units sustainably while reducing dependence on conventional electricity grids—a critical consideration given environmental concerns today.

In conclusion, emerging technologies are revolutionizing how we address air conditioning needs within spaces like mobile homes by enhancing both efficiency and effectiveness simultaneously through smart designs tailored specifically towards meeting unique demands faced by such structures daily; ultimately enabling occupants greater control over climate conditions indoors regardless external factors impacting surroundings outside boundaries set forth physical parameters limiting capabilities traditional options available prior arrival technological innovations now reshaping industry landscape rapidly evolving pace never before witnessed throughout history mankind's quest achieve ultimate comfort convenience sustainable living environments future generations enjoy alike shared planet Earth call own collective responsibility ensure remains healthy thriving ecosystem continue supporting life diverse forms rely upon existence prosperously symbiotic harmony together forward united vision better tomorrow awaits us all embrace wholeheartedly journey ahead filled promise potential limitless possibilities unfold before eyes eager anticipation await eagerly discover new heights reach soaring limitless skies beckon onward upward boundless imagination dreams yet realized become reality!

In recent years, the integration of smart controls and automation in modern systems has revolutionized many aspects of daily life, particularly in home environments. Among these advancements, the alignment of system specifications with mobile home air conditioning (AC) requirements stands out as a critical area where technology meets comfort and efficiency.

Mobile homes present unique challenges when it comes to climate control. Their compact size and often less robust insulation compared to traditional homes mean that temperature regulation can be more demanding. This is where smart controls and automation come into play, offering innovative solutions to optimize AC performance while ensuring energy efficiency.

Smart controls allow homeowners to manage their AC systems remotely through apps on smartphones or other devices. This capability means users can adjust settings based on real-time data about weather conditions or personal preferences, even when they're not at home. For instance, a mobile homeowner could program their system to cool down the space just before they arrive back from work, ensuring comfort without wasting energy throughout the day.

Automation further enhances this by allowing systems to learn from user habits and environmental conditions. For example, intelligent thermostats can detect patterns in temperature fluctuations throughout the day and night, adapting AC operation accordingly without manual input. Over time, these adaptive systems become finely tuned to provide optimal climate control tailored specifically for the unique environment of a mobile home.

Aligning system specifications with these requirements involves careful consideration of several factors. First is the power consumption; mobile homes often have limited electrical capacity compared to larger residences. Smart AC units designed for such contexts are typically more energy-efficient and capable of delivering powerful cooling without overloading circuits.

Another critical aspect is spatial optimization. Mobile homes have limited space available for ductwork or large unit installations. Therefore, compact yet powerful AC units equipped with smart technology offer an ideal solution by maximizing cooling output within confined spaces while minimizing noise and footprint.

Moreover, integrating smart technologies into mobile home AC systems supports broader sustainability goals by reducing overall energy usage and promoting eco-friendly practices. The ability to precisely control energy expenditure aligns well with contemporary concerns about environmental impact and resource conservation.

In conclusion, the synergy between smart controls, automation, and modern air conditioning systems represents a significant leap forward in aligning system specifications with mobile home requirements. By embracing these technological advancements, homeowners benefit from enhanced comfort levels delivered efficiently within their unique living spaces while contributing positively towards sustainable living practices. As technology continues to evolve rapidly, we can anticipate even greater innovations that will further enhance our ability to create perfectly controlled environments regardless of housing type or location.



In today's rapidly evolving technological landscape, the alignment of system specifications with established regulatory standards and compliance is paramount, particularly within the specialized realm of mobile home air conditioning (AC) requirements. The proliferation of mobile homes as viable and affordable living spaces has necessitated a reevaluation of how AC systems are designed, installed, and maintained to ensure not only comfort but also safety and energy efficiency.

Regulatory standards serve as the backbone for ensuring that products meet certain levels of safety, quality, and performance. In the context of mobile homes, these standards are even more crucial due to the unique structural and spatial constraints inherent in such dwellings. Unlike traditional houses, mobile homes must adhere to specific codes that address their mobility and compact nature. Therefore, aligning AC system specifications with these regulations involves a nuanced understanding of both engineering principles and regulatory frameworks.

One key area where this alignment is critical is in energy efficiency. Mobile homes often face challenges related to insulation and thermal regulation due to their construction materials and design. Consequently, AC systems must be meticulously engineered to optimize energy use while maintaining adequate cooling. Herein lies the importance of adhering to standards set by bodies such as the U.S. Department of Energy (DOE) or similar entities worldwide that prescribe guidelines for energy consumption in AC units.

Moreover, compliance with safety regulations cannot be overstated. Mobile homes present unique risks related to fire hazards given their compact living spaces and sometimes older electrical systems. As such, AC systems need to align with standards from organizations like Underwriters Laboratories (UL), which test appliances for potential risks before they reach consumers. Ensuring compliance helps prevent accidents that could arise from overheating or electrical malfunctions.

Additionally, environmental considerations play an increasingly important role in regulatory compliance today. With growing awareness around climate change issues, there is pressure on manufacturers to produce environmentally friendly AC units that minimize harmful emissions such as refrigerants known for their ozone-depleting properties. Aligning system specifications with environmental regulations ensures that modern mobile home residents can enjoy comfort without compromising ecological integrity.

The process of aligning system specifications with regulatory standards involves collaboration between various stakeholders including manufacturers, engineers, regulators, and end-users

themselves. Manufacturers must engage in rigorous testing processes while engineers work tirelessly on innovative designs tailored specifically for mobile home applications-balancing performance with cost-effectiveness.

In conclusion, aligning system specifications with regulatory standards for mobile home AC requirements is an intricate yet vital endeavor aimed at enhancing living conditions while safeguarding occupant welfare through adherence to established norms governing energy efficiency, functionality, safety, and environmental impact. Mobile homeowners stand at receiving end benefiting from sophisticated cooling technologies derived from this meticulous process, promoting sustainable lifestyles amidst diverse challenges posed by modern-day housing dynamics. This alignment signifies commitment towards responsible innovation meeting human needs harmoniously alongside societal ambitions concerning sustainability, striking perfect equilibrium within ever-changing built environment landscapes worldwide!

Understanding relevant codes and regulations for mobile home HVAC systems is crucial when aligning system specifications with mobile home AC requirements. Mobile homes, often referred to as manufactured homes, present unique challenges and opportunities in the realm of heating, ventilation, and air conditioning (HVAC) due to their distinct construction and mobility features. Ensuring that these systems are efficient, safe, and compliant with legal standards requires a thorough comprehension of both federal guidelines and local building codes.

At the federal level, the U.S. Department of Housing and Urban Development (HUD) sets forth specific standards for manufactured homes through the Manufactured Home Construction and Safety Standards Act. These standards are designed to ensure safety, durability, energy efficiency, and quality for all manufactured homes built after 1976. HVAC systems installed in mobile homes must comply with these guidelines to ensure they meet minimum safety requirements. For instance, HUD specifies certain ductwork construction methods suitable for mobile home installations to prevent leaks and ensure optimal airflow.

Beyond federal regulations, local building codes vary significantly across states and municipalities. These codes can dictate everything from the type of refrigerant used in air conditioning units to specific installation procedures necessary to withstand regional climate conditions. Understanding these differences is vital; what works in one state may not be permissible in another due to varying weather patterns or environmental concerns.

Moreover, manufacturers must consider energy efficiency standards such as those outlined by the Energy Star program. An Energy Star-certified HVAC system not only meets strict

efficiency criteria but also leads to significant energy savings over time—a critical consideration given that many mobile home occupants seek affordable living solutions.

Aligning system specifications with these myriad requirements involves a meticulous planning process where engineers must evaluate factors such as load calculations tailored specifically for smaller spaces typical of mobile homes. This includes considering insulation levels unique to manufactured housing which often differ from traditional site-built structures.

In addition to technical specifications, there is an increasing emphasis on sustainability within this sector. The integration of eco-friendly technologies like solar-assisted heat pumps or smart thermostats can play a pivotal role in reducing carbon footprints while enhancing comfort levels for residents.

In conclusion, understanding relevant codes and regulations governing HVAC systems in mobile homes is essential for aligning system specifications with actual requirements effectively. It ensures compliance with safety standards while optimizing performance tailored specifically for this unique housing type's needs. By staying informed about regulatory changes at both federal and local levels—and incorporating innovative sustainable technologies—manufacturers can deliver high-quality solutions that serve the diverse needs of today's mobile home occupants efficiently and responsibly.

Ensuring compliance with safety and environmental standards is a critical consideration when aligning system specifications with mobile home air conditioning (AC) requirements. Mobile homes, often serving as both permanent residences and temporary accommodations, present unique challenges in terms of HVAC installations due to their specific structural characteristics and the diverse environments in which they are situated. Therefore, it becomes imperative to adhere to established safety protocols and environmental guidelines to ensure not only the efficacy of AC systems but also the well-being of occupants and the preservation of our natural resources.

First and foremost, safety compliance involves adhering to regulations set by authorities such as the U.S. Department of Housing and Urban Development (HUD), which provides specific guidelines for manufactured homes. These standards ensure that AC systems are installed correctly, minimizing risks related to electrical faults or fire hazards. For instance, ensuring that all wiring is properly insulated and capable of handling the load requirements of an AC unit is crucial in preventing potential electrical fires. Moreover, securing adequate ventilation around units prevents overheating and reduces the risk associated with improper heat dissipation.

Equally important is compliance with environmental standards aimed at reducing energy consumption and minimizing carbon footprints. Air conditioning units specifically designed for mobile homes must be energy-efficient; this not only reduces utility costs for homeowners but also decreases overall energy demand on power grids. The use of Energy Star-rated appliances can significantly contribute towards achieving these objectives by providing optimal cooling while using less power compared to conventional models.

In addition to energy efficiency, refrigerants used in AC systems should comply with regulations set forth by entities like the Environmental Protection Agency (EPA). The transition away from ozone-depleting substances such as chlorofluorocarbons (CFCs) towards more environmentally friendly alternatives is essential for mitigating negative impacts on our atmosphere. Proper handling and disposal practices during installation or maintenance further ensure that harmful substances do not leak into the environment.

Furthermore, aligning system specifications with mobile home AC requirements involves considering local climate conditions to optimize performance without compromising safety or sustainability. For example, selecting a system with a suitable cooling capacity tailored to regional weather patterns ensures efficient operation while avoiding undue strain on components that might otherwise lead to premature wear or failure.

Ultimately, ensuring compliance with safety and environmental standards when installing air conditioning systems in mobile homes is about striking a balance between performance needs and responsible stewardship of resources. It requires diligence from manufacturers, installers, and homeowners alike—each playing a part in fostering safe living environments while embracing sustainable practices that benefit both current residents and future generations alike.

In conclusion, aligning system specifications with mobile home AC requirements demands meticulous attention to regulatory standards designed to protect people and preserve ecosystems. By prioritizing safety measures alongside environmentally conscious choices in design and implementation processes, stakeholders can achieve effective climate control solutions that respect both human health imperatives as well as ecological considerations—a testament indeed not just to technical competence but also ethical responsibility within our modern society's framework.

When it comes to the comfort and functionality of a mobile home, one cannot underestimate the importance of an efficient air conditioning (AC) system. Given the unique constraints and needs of mobile homes, aligning system specifications with AC requirements is crucial for ensuring both optimal performance and longevity. Maintenance considerations play a pivotal

role in this alignment process, directly impacting the lifespan and efficiency of these systems.

Mobile homes present distinct challenges due to their size, structure, and mobility. Unlike traditional houses, they have less space for air circulation and insulation can often be subpar. Therefore, choosing an AC system that fits these specific requirements is fundamental. The key lies in selecting a unit that not only meets cooling demands but also harmonizes with the structural characteristics of the mobile home.

The first maintenance consideration is sizing the AC unit appropriately. An undersized unit will struggle to cool the space effectively, leading to constant operation which increases wear and tear while inflating energy costs. Conversely, an oversized unit can cool too quickly without properly dehumidifying the air, causing short cycling which stresses components over time. Thus, careful calculation based on square footage and climate conditions is essential for selecting a correctly sized unit.

Once installed, regular maintenance checks are vital for prolonging the life of an AC system in a mobile home setting. Filter replacement is an easy yet effective practice; clogged filters restrict airflow, forcing the system to work harder than necessary. A monthly inspection routine ensures that filters remain clean or are replaced as needed.

Additionally, examining ductwork integrity should be part of regular maintenance routines. Mobile homes often experience shifts due to movement or settling that can lead to duct disconnections or leaks over time. Sealing any visible leaks not only boosts system efficiency but also enhances indoor air quality by preventing contaminants from entering through compromised ducts.

Another maintenance aspect involves external components like condenser coils which should be cleaned regularly to prevent dirt buildup that could hamper heat exchange efficiency. Given that mobile homes frequently change locations or environments, exposure to different debris types means this step should never be overlooked.

Investing in programmable thermostats also aids in maintaining appropriate usage patterns while reducing unnecessary strain on AC units during times when cooling isn't required as much-such as when residents are away from home during daytime hours.

Lastly, professional inspections at least once per year help detect potential issues before they evolve into costly repairs or replacements; technicians can assess refrigerant levels-which are critical for consistent cooling-and identify any internal component wear early on.

In summary, aligning system specifications with mobile home AC requirements demands careful initial selection followed by vigilant ongoing maintenance practices aimed at preserving functionality over time. By focusing on these key aspects-sizing accuracy, filter upkeep, ductwork inspection/repair strategies along with routine professional evaluations-homeowners ensure their investment provides reliable comfort throughout its serviceable life span while maximizing energy efficiency within their unique living space constraints.

Routine maintenance practices play a crucial role in ensuring the longevity and efficiency of mobile home air conditioning systems. As these systems are uniquely designed to cater to the specific needs and constraints of mobile homes, aligning system specifications with routine maintenance becomes paramount. This alignment not only optimizes performance but also extends the lifespan of the AC units, providing comfort during hot weather while maintaining energy efficiency.

Firstly, it is essential to understand that mobile homes typically have different thermal dynamics compared to traditional houses. Their compact size, construction materials, and mobility mean that air conditioning systems must be precisely matched to these specifications to function effectively. Routine maintenance begins with proper installation - ensuring the AC unit is compatible with the home's electrical setup and has sufficient capacity for its size.

Once installed, regular cleaning of components like filters, coils, and fins is vital. Dust and debris accumulation can significantly reduce an AC unit's efficiency by blocking airflow and forcing the system to work harder than necessary. By routinely cleaning or replacing filters every month or two during peak usage times, homeowners can prevent unnecessary strain on their AC units.

Inspecting ductwork is another critical aspect of routine maintenance. Ducts should be checked for leaks or blockages that might impede airflow or cause cool air loss before it reaches living spaces. Sealing any leaks with duct sealant tape improves efficiency and ensures consistent cooling throughout the home.

Additionally, checking refrigerant levels is a task best left to professionals but remains a key part of maintaining system longevity. Refrigerant must be at optimal levels for efficient

operation; too little can lead to overheating and potential damage over time. Regular professional inspections can identify issues early on, preventing costly repairs down the line.

Moreover, thermostat settings should be periodically reviewed as part of routine maintenance practices. Ensuring that thermostats function correctly allows for more precise control over indoor temperatures and reduces energy waste.

Finally, scheduling annual professional inspections provides an opportunity for experts to identify wear-and-tear issues before they become significant problems. During these inspections, technicians can fine-tune components such as fans or compressors ensuring everything operates smoothly.

In conclusion, aligning system specifications with mobile home AC requirements through diligent routine maintenance not only enhances performance but also safeguards against premature failure. Through regular cleaning, monitoring refrigerant levels, inspecting ducts and thermostats, along with seeking professional evaluations annually - homeowners can ensure their air conditioning systems provide reliable service year after year while keeping energy costs in check. This proactive approach fosters both comfort within one's living space and peace of mind knowing that their investment in climate control will stand the test of time.

In the modern quest for optimized living, the importance of aligning system specifications with mobile home air conditioning (AC) requirements has never been more apparent. At the heart of this endeavor lies a critical component: professional inspections and tune-ups. These services are not merely routine checks; they are essential practices that ensure efficiency, safety, and longevity in AC systems tailored to mobile homes.

Mobile homes present unique challenges when it comes to climate control. Their compact structure and often limited insulation mean that air conditioning systems must be precisely calibrated to maintain comfort without unnecessary energy expenditure. Professional inspections provide a detailed analysis of these systems, identifying potential issues before they escalate into costly repairs or replacements. This proactive approach is crucial in preserving both the functionality and lifespan of an AC unit.

Moreover, regular tune-ups are indispensable in maintaining optimal performance. Over time, components within an AC system can wear down or become misaligned due to constant use and exposure to environmental factors. A professional tune-up involves cleaning coils, checking refrigerant levels, inspecting ductwork for leaks, and ensuring that all parts are

working harmoniously together. This comprehensive service not only enhances the efficiency of the system but also reduces energy consumption—a vital consideration for mobile home residents who may be particularly mindful of utility costs.

Safety is another paramount concern addressed by professional inspections and tune-ups. Faulty wiring, refrigerant leaks, or blocked vents can pose significant risks if left unchecked. Trained technicians have the expertise to spot these hazards during their evaluations and rectify them promptly. This vigilance not only protects residents from potential harm but also provides peace of mind knowing that their cooling system operates safely.

Furthermore, aligning AC specifications with mobile home requirements through professional oversight ensures compliance with industry standards and regulations. Technicians stay abreast of advancements in technology and best practices, incorporating these insights into their assessments and recommendations. For homeowners who may lack technical knowledge or experience in HVAC systems, this guidance is invaluable.

In conclusion, professional inspections and tune-ups play a pivotal role in aligning system specifications with mobile home AC requirements. They offer a holistic approach to maintenance that encompasses efficiency, safety, cost-effectiveness, and regulatory compliance. By investing in these services regularly, mobile home occupants can enjoy a comfortable living environment while safeguarding their investment against future complications—an assurance that resonates deeply within today's conscientious consumer landscape.

Aligning system specifications with mobile home air conditioning (AC) needs is a critical task that ensures comfort, energy efficiency, and cost-effectiveness. Mobile homes present unique challenges when it comes to AC requirements due to their construction, insulation properties, and size constraints. Here are some best practices for aligning system specs with the specific AC needs of mobile homes.

First and foremost, understanding the size of the mobile home is crucial. The square footage directly influences the cooling capacity required from an AC unit. It's essential to select an appropriately sized unit; an undersized unit will struggle to cool the space effectively, while an oversized unit may cool too quickly without adequately dehumidifying, leading to uncomfortable humidity levels. Therefore, performing a precise calculation of the home's cooling load is vital.



Another important consideration is insulation quality. Mobile homes often have less insulation than traditional houses, which means that heat gain can be more significant. Upgrading insulation or using reflective roofing materials can reduce heat absorption and improve overall energy efficiency. This adjustment allows for potentially smaller AC units or reduced operational times, saving on electricity costs.

Energy efficiency should also be at the forefront of decision-making when selecting an AC system for a mobile home. Opting for units with higher Seasonal Energy Efficiency Ratios (SEER) guarantees better performance with lower energy consumption. Additionally, newer models often come equipped with variable speed compressors and smart thermostats that adapt cooling patterns based on usage habits and environmental conditions.

It's equally important to consider ventilation. Mobile homes require adequate ventilation systems as part of their cooling strategy to prevent moisture buildup and promote healthy indoor air quality. Installing energy-efficient windows and utilizing fans can complement the AC system by facilitating air circulation without increasing energy consumption substantially.

Furthermore, regular maintenance cannot be overlooked in ensuring that any chosen system operates optimally throughout its lifespan. Routine checks on filters, coils, and ducts will help maintain efficiency and prevent unexpected breakdowns during peak summer months.

Lastly, consulting with HVAC professionals who specialize in mobile homes can provide tailored solutions that address specific needs effectively. Their expertise ensures that all aspects—from sizing to installation—are handled correctly, preventing costly errors down the line.

In conclusion, aligning system specifications with mobile home AC needs involves a careful balance of size assessment, insulation enhancement, energy efficiency selection, effective ventilation planning, diligent maintenance routines, and expert consultation. By following these best practices diligently, homeowners can enjoy comfortable living environments while optimizing energy use and minimizing operational costs.

In today's rapidly evolving world, the demand for energy-efficient and comfortable living spaces has become increasingly paramount. Mobile homes, a popular choice for many due to their affordability and flexibility, present unique challenges when it comes to climate control. The need for tailored air conditioning solutions in these homes cannot be overstated. It is essential to align system specifications with the distinct requirements of mobile home environments to ensure optimal performance, efficiency, and occupant comfort.

Mobile homes are often characterized by their compact size and specific construction materials, which can differ significantly from traditional houses. These differences necessitate a customized approach when selecting an air conditioning system. Unlike conventional homes, mobile homes have less insulation and more compact interiors, leading to faster temperature fluctuations. Thus, they require systems that can swiftly adapt to changes while maintaining energy efficiency.


One critical aspect of aligning AC systems with mobile home requirements is understanding the home's layout and insulation properties. Tailored solutions take into account factors such as square footage, ceiling height, window placement, and wall material. This ensures that the selected system not only cools effectively but also distributes air evenly throughout the space without overburdening the unit or causing excessive energy consumption.

Additionally, mobile homes often face constraints related to power supply and structural integrity. Standard HVAC units might not be suitable due to their size or power demands. A tailored solution considers these limitations by offering compact units designed specifically for smaller circuits commonly found in mobile dwellings. Such systems are engineered to operate efficiently on lower power supplies while still delivering robust cooling capabilities.

Moreover, occupant comfort in mobile homes hinges on precise humidity control alongside temperature regulation. Tailored AC solutions are adept at managing humidity levels through advanced dehumidification features that prevent dampness—a common issue in tightly-sealed spaces like mobile homes—thereby enhancing indoor air quality and overall comfort.

Ultimately, investing in a tailored air conditioning solution for a mobile home is about more than just ensuring a pleasant living environment; it's about safeguarding long-term sustainability and cost-effectiveness. Custom-fit systems minimize energy waste by avoiding oversizing or undersizing issues that lead to inefficiencies or premature wear-and-tear on equipment.

In conclusion, as we continue to explore innovative ways to improve residential living conditions across various housing types, recognizing the importance of tailored solutions for mobile home air conditioning stands out as a priority area. By carefully aligning system specifications with the unique needs of these dwellings—considering factors like structure design and electrical capacity—we can achieve significant improvements in both comfort and efficiency. Tailored AC solutions not only address immediate climate control needs but also contribute positively towards environmental sustainability goals by reducing unnecessary energy consumption—ultimately benefiting homeowners financially while protecting our planet's resources for future generations.




## About Manufactured housing



This article **needs additional citations for verification**. Please help improve this article by adding citations to reliable sources. Unsourced material may be challenged and removed.

*Find sources:* "Manufactured housing" – news • newspapers • books • scholar • JSTOR (May 2009) *(Learn how and when to remove this message)*



A modern "triple wide" home

**Manufactured housing** (commonly known as mobile homes in the United States) is a type of prefabricated housing that is largely assembled in factories and then transported to sites of use. The definition of the term in the United States is regulated by federal law (Code of Federal Regulations, 24 CFR 3280): "Manufactured homes are built as dwelling units of at least 320 square feet (30 m<sup>2</sup>) in size with a permanent chassis to assure the initial and continued transportability of the home."<sup>[1]</sup> The requirement to have a wheeled chassis permanently attached differentiates "manufactured housing" from other types of prefabricated homes, such as modular homes.

## United States

[edit]

### Definition

[edit]

According to the Manufactured Housing Institute's National Communities Council (MHINCC), *manufactured homes*<sup>[2]</sup>

are homes built entirely in the factory under a federal building code administered by the U.S. Department of Housing and Urban Development (HUD). The Federal Manufactured Home Construction and Safety Standards (commonly known as the HUD Code) went into effect June 15, 1976. Manufactured homes may be single- or multi-section and are transported to the site and installed.

The MHINCC distinguishes among several types of *factory-built housing*: manufactured homes, modular homes, panelized homes, pre-cut homes, and mobile homes.

From the same source, *mobile home* "is the term used for manufactured homes produced prior to June 15, 1976, when the HUD Code went into effect."<sup>[2]</sup> Despite the formal definition, *mobile home* and *trailer* are still common terms in the United States for this type of housing.

## History

[edit]


The original focus of this form of housing was its ability to relocate easily. Units were initially marketed primarily to people whose lifestyle required mobility. However, beginning in the 1950s, these homes began to be marketed primarily as an inexpensive form of housing designed to be set up and left in a location for long periods of time, or even permanently installed with a masonry foundation. Previously, units had been eight feet or less in width, but in 1956, the 10-foot (3.0 m) wide home was introduced. This helped solidify the line between mobile and house/travel trailers, since the smaller units could be moved simply with an automobile, but the larger, wider units required the services of a professional trucking company. In the 1960s and '70s, the homes became even longer and wider, making the mobility of the units more difficult. Today, when a factory-built home is moved to a location, it is usually kept there permanently. The mobility of the units has decreased considerably.

The factory-built homes of the past developed a negative stereotype because of their lower cost and the tendency for their value to depreciate more quickly than site-built homes. The tendency of these homes to rapidly depreciate in resale value made using them as collateral for loans far riskier than traditional home loans. Loan terms were usually limited to less than the 30-year term typical of the general home-loan market, and interest rates were considerably higher. In other words, these home loans resembled motor vehicle loans far more than traditional home mortgages. They have been consistently linked to lower-income families, which has led to prejudice and zoning restrictions, which include limitations on the number and density of homes permitted on any given site, minimum size requirements, limitations on exterior colors and finishes, and foundation mandates.

Many jurisdictions do not allow the placement of any additional factory-built homes, while others have strongly limited or forbidden all single-wide models, which tend to depreciate more rapidly than modern double-wide models. The derogatory concept of a "trailer park" is typically older single-wide homes occupying small, rented lots and remaining on wheels, even if the home stays in place for decades.


## Modern manufactured homes

[edit]




A manufactured house ready to be assembled in Grass Valley, California

Modern homes, especially modular homes, belie this image and can be identical in appearance to site-built homes. Newer homes, particularly double-wides, tend to be built to much higher standards than their predecessors. This has led to a reduction in the rate of value depreciation of many used units.



A manufactured house just before construction of its garage



Stick built garage being added to a new manufactured house

Although great strides have been made in terms of quality, manufactured homes do still struggle with construction problems. Author Wes Johnson has pointed out that the HUD code which governs manufactured homes desperately needs to be updated, quality control at manufacturing facilities are often lax, and set-up issues often compromise even a well-made manufactured home. Johnson states buyers need to be exceptionally cautious if they are entertaining the idea of purchasing any manufactured home by carefully checking it for defects before signing the contract and supervising the set-up process closely. These homes in the modern age are built to be beautiful and last longer than the typical old trailers.<sup>[citation needed]</sup>

When FEMA studied the destruction wrought by Hurricane Andrew in Dade County Florida, they concluded that modular and masonry homes fared best compared to other construction.<sup>[3]</sup>

## High-performance manufactured housing

[edit]

While manufactured homes are considered to be affordable housing, older models can be some of the most expensive in the nation to heat due to energy inefficiency.<sup>[4]</sup> *High-performance manufactured housing* uses less energy and therefore increases life-cycle affordability by decreasing operating costs. High-performance housing is not only energy efficient, but also attractive, functional, water-efficient, resilient to wind, seismic forces, and moisture penetration, and has healthy indoor environmental quality. Achieving high-performance involves integrated, whole building design, involving many components, not one single technology. High-performance manufactured housing should also include energy efficient appliances, such as Energy Star qualified appliances.<sup>[4]</sup> Energy Star requires ample insulation: 2x6 walls: R21, roof: R40, floor: R33.

## Difference from modular homes

[edit]

Both types of homes - manufactured and modular - are commonly referred to as factory-built housing, but they are not identical. Modular homes are built to International Residential Code (IRC) code. Modular homes can be transported on flatbed trucks rather than being towed, and can lack axles and an automotive-type frame. However, some modular houses are towed behind a semi-truck or toter on a frame similar to that of a trailer. The house is usually in two pieces and is hauled by two separate trucks. Each frame has five or more axles, depending on the size of the house. Once the house has reached its location, the axles and the tongue of the frame are then removed, and the house is set on a concrete foundation by a large crane. Some modern modular homes, once fully assembled, are indistinguishable from site-built homes. In addition, modular homes:

- must conform to the same local, state and regional building codes as homes built on-site;
- are treated the same by banks as homes built on-site. They are easily refinanced, for example;
- must be structurally approved by inspectors;
- can be of any size, although the block sections from which they are assembled are uniformly sized;<sup>[5][6]</sup>

## Difference from IRC codes homes (site built)

[edit]

Manufactured homes have several standard requirements that are more stringent than International Residential Code homes.

## Fire Protection

A National Fire Protection Association (NFPA) study from July 2011 shows that occurrence of fires is lower in manufactured housing and the injury rate is lower in manufactured housing. The justification behind the superior fire safety is due to the following higher standard requirements:

- The HUD standard requires a flame spread of 25 or less in water heater and furnace compartments.
- The HUD standard requires a flame spread of 50 or less on the wall behind the range.
- The HUD standard requires a flame spread of 75 or less on the ceilings.
- The HUD standard requires a flame spread of 25 or less to protect the bottoms and side of kitchen cabinets around the range.
- The HUD standard requires additional protection of cabinets above the range.
- The HUD standard requires trim larger than 6" to meet flame spread requirements.
- The HUD standard requires smoke detectors in the general living area.
- The HUD standard requires 2 exterior doors.
- The HUD standard requires bedroom doors to be within 35 feet of an exterior door.

## Bay Area

[edit]

The San Francisco Bay Area, located in Northern California, is known for its high real estate prices, making manufactured housing an increasingly popular alternative to traditional real estate.<sup>[7]</sup> It is mainly the value of the land that makes real estate in this area so expensive. As of May 2011, the median price of a home in Santa Clara was \$498,000,<sup>[8]</sup> while the most expensive manufactured home with all the premium features was only \$249,000.<sup>[9]</sup> This drastic price difference is due to the fact that manufactured homes are typically placed in communities where individuals do not own the land, but instead pay a monthly site fee. This enables a consumer, who could otherwise not afford to live in the Bay Area, the opportunity to own a new home in this location. There are various communities of manufactured homes in the Bay Area, the largest being Casa de Amigos, located in Sunnyvale, California.

Bulk material storage

○

Image not found or type unknown

Bulk material storage



## Construction starts with the frame

○

Image not found or type unknown

**Construction starts with  
the frame**

**Interior wall assemblies are attached**

○

Image not found or type unknown

**Interior wall assemblies  
are attached**

**Exterior wall assemblies are set in place**

○

Image not found or type unknown

**Exterior wall assemblies  
are set in place**

**Roof assembly is set atop the house**

○

Image not found or type unknown

**Roof assembly is set  
atop the house**

**Drywall completed**

○

Image not found or type unknown

**Drywall completed**

**House is ready for delivery to site**


○

Image not found or type unknown

House is ready for  
delivery to site

## Australia

[edit]



An Australian modern prefabricated house

In Australia these homes are commonly known as **transportable homes**, **relocatable homes** or **prefabricated homes** (not to be confused with the American meaning of the term). They are not as common as in the US, but the industry is expected to grow as this method of construction becomes more accepted.

Manufactured home parks refer to housing estates where the house owner rents the land instead of owning it. This is quite common in Queensland in both the form of tourist parks and over fifty estates. The term transportable homes tends to be used to refer to houses that are built on land that is owned by the house owner.<sup>*[citation needed]*</sup>

Typically the homes are built in regional areas where the cost of organizing tradespeople and materials is higher than in the cities. In particular prefabricated homes have been popular in mining towns or other towns experiencing demand for new housing in excess of what can be handled by local builders. This method of construction is governed by state construction legislation and is subject to local council approval and homeowners' warranty or home warranty insurance.

## Construction process

[edit]


A manufactured home is built entirely inside a huge, climate-controlled factory by a team of craftsmen. The first step in the process is the flooring, which is built in sections, each attached to a permanent chassis with its own wheels and secured for transport upon the home's completion. Depending on the size of the house and the floorplan's layout, there may be two, three or even four sections. The flooring sections have heating, electrical and plumbing connections pre-installed before they are finished with laminate, tile or hardwood. Next, the walls are constructed on a flat level surface with insulation and interior Sheetrock before being lifted by crane into position and secured to the floor sections. The interior ceilings and roof struts are next, vapor sealed and secured to each

section's wall frame before being shingled. Then, the exterior siding is added, along with the installation of doors and windows. Finally, interior finishing, such as sealing the drywall, is completed, along with fixture installation and finishing the electrical and plumbing connections. The exposed portions of each section, where they will eventually be joined together, are wrapped in plastic to protect them for transport.

With all the building site prep work completed, the building will be delivered by trucks towing the individual sections on their permanent chassis. The sections will be joined together securely, and all final plumbing and electrical connections are made before a decorative skirt or facade is applied to the bottom exterior of the house, hiding the chassis and finishing off the look of the home.

## See also

[edit]

-  image not found or type unknown Housing portal
- Modular home
- Prefabrication
- Prefabricated home
- Reefer container housing units
- British post-war temporary prefab houses
- HUD USER
- Regulatory Barriers Clearinghouse
- Lustron house
- Cardinal Industries, Inc.
- Dymaxion house
- Excel Homes
- All American Homes
- All Parks Alliance for Change

## References

[edit]

- <sup>^</sup> *"HUD.gov / U.S. Department of Housing and Urban Development (HUD)". [portal.hud.gov](http://portal.hud.gov). Archived from the original on 2017-05-14. Retrieved 2020-03-24.*
- <sup>^</sup> **a b** "What is a Manufactured Home?" Manufactured Housing Institute's National Communities Council, accessed 6 July 2011 Archived 23 March 2012 at the Wayback Machine
- <sup>^</sup> *"FIA 22, Mitigation Assessment Team Report: Hurricane Andrew in Florida (1993) - FEMA.gov". [www.fema.gov](http://www.fema.gov).*
- <sup>^</sup> **a b** *Environmental and Energy Study Institute. "Issue Brief: High-Performance Manufactured Housing". [eesi.org](http://eesi.org). Retrieved August 2, 2011.*
- <sup>^</sup> <https://homenation.com/mobile-vs-modular/> Modular home vs Manufactured home
- <sup>^</sup> Kit Homes Guide

7. ^ "2011 Coldwell Banker U.S. Home Listing Report". Coldwell Banker. Retrieved 6 July 2011.
8. ^ "Bay Area May Home Sales, Median Price Inch Up From April; Fall below 2010". DataQuick. Retrieved 6 July 2011.
9. ^ "Sunnyvale Model Home". Alliance Manufactured Homes. Archived from the original on 18 July 2011. Retrieved 6 July 2011.

 Image not found or type unknown

Wikimedia Commons has media related to ***Manufactured homes***.

## About Durham Supply Inc

### Photo

Image not found or type unknown

### Photo

Image not found or type unknown

### Photo

Image not found or type unknown

### Photo

Image not found or type unknown

## Things To Do in Tulsa County

---

### Photo

Image not found or type unknown

## **The Tulsa Arts District**

**4.7 (22)**

**Photo**

Image not found or type unknown

## **The Cave House**

**4.6 (249)**

**Photo**

Image not found or type unknown

## **Tulsa Air and Space Museum & Planetarium**

**4.3 (419)**

**Photo**

## **Woodward Park and Gardens**

**4.7 (2580)**

### **Photo**

Image not found or type unknown

## **Gathering Place**

**4.8 (12116)**

### **Photo**

Image not found or type unknown

## **Bob Dylan Center**

**4.9 (245)**

**Driving Directions in Tulsa County**

---

**Driving Directions From Tulsa VA Behavioral Medicine Clinic to Durham Supply Inc**

**Driving Directions From Catoosa to Durham Supply Inc**

**Driving Directions From East Central High School to Durham Supply Inc**

**Driving Directions From OYO Hotel Tulsa International Airport to Durham Supply Inc**

**Driving Directions From Tulsa to Durham Supply Inc**

**Furnace store**

**Heating contractor**

**HVAC contractor**

**Mobile Home Furnace Installation**

**Mobile Home Air Conditioning Installation Services**

**Mobile Home Hvac Repair**

**Driving Directions From The Tulsa Arts District to Durham Supply Inc**

**Driving Directions From Philbrook Museum of Art to Durham Supply Inc**

**Driving Directions From Tulsa Botanic Garden to Durham Supply Inc**

**Driving Directions From Blue Whale of Catoosa to Durham Supply Inc**

**Driving Directions From Center of the Universe to Durham Supply Inc**

**Driving Directions From Center of the Universe to Durham Supply Inc**

**Mobile home supply store**

**Air conditioning repair service**

**Air conditioning store**

**Air conditioning system supplier**

**Reviews for Durham Supply Inc**

---

### **Durham Supply Inc**

Image not found or type unknown

**Ty Spears**

**(5)**

Bought a door/storm door combo. Turns out it was the wrong size. They swapped it out, quick and easy no problems. Very helpful in explaining the size differences from standard door sizes.

### **Durham Supply Inc**

Image not found or type unknown

**Ethel Schiller**

**(5)**

This place is really neat, if they don't have it they can order it from another of their stores and have it there overnight in most cases. Even hard to find items for a trailer! I definitely recommend this place to everyone! O and the prices is awesome too!



## Durham Supply Inc

Image not found or type unknown

**B Mann**

**(5)**

I was in need of some items for a double wide that I am remodeling and this place is the only place in town that had what I needed ( I didn't even try the other rude place )while I was there I learned the other place that was in Tulsa that also sold mobile home supplies went out of business (no wonder the last time I was in there they were VERY RUDE and high priced) I like the way Dunham does business they answered all my questions and got me the supplies I needed, very friendly, I will be back to purchase the rest of my items when the time comes.

## Durham Supply Inc

Image not found or type unknown

**Gerald Clifford Brewster**

**(5)**

We will see, the storm door I bought says on the tag it's 36x80, but it's 34x80. If they return it.....they had no problems returning it. And it was no fault of there's, you measure a mobile home door different than a standard door!

Aligning System Specifications with Mobile Home AC Requirements [View GBP](#)

**Check our other pages :**

- o [Adapting Different Brand Coils and Compressors for Mobile Home Use](#)
- o [Investigating No Payment Period Deals for Mobile Home Cooling](#)
- o [Exploring Major Brands for Mobile Home Furnace Installations](#)
- o [Identifying Compatible Parts Across Multiple Mobile Home Brands](#)
- o [Selecting Goodman Units for Reliable Mobile Home Climate Control](#)

Royal Supply Inc

Phone : +16362969959

City : Oklahoma City

State : OK

Zip : 73149

Address : Unknown Address

[\*\*Google Business Profile\*\*](#)

Company Website : <https://royal-durhamsupply.com/locations/oklahoma-city-oklahoma/>

[Sitemap](#)

[Privacy Policy](#)

[About Us](#)

Follow us