



- **News**
- **Evaluating Different Financing Packages for Mobile Home HVAC**
Evaluating Different Financing Packages for Mobile Home HVAC **Budgeting Monthly Payments for Mobile Home Heating Projects** **Reviewing Interest Options for Mobile Home AC Installations** **Setting Up Installment Plans for Mobile Home Furnace Upgrades** **Comparing Credit Requirements for Mobile Home HVAC Financing** **Investigating No Payment Period Deals for Mobile Home Cooling** **Combining Rebates with Financing for Mobile Home AC Purchases** **Checking Eligibility for Income Based Mobile Home HVAC Loans** **Aligning Payment Strategies with Seasonal Needs in Mobile Home Heating** **Exploring Collaboration with Utility Incentive Programs for Mobile Homes** **Scheduling Payments for Large Scale Mobile Home HVAC Replacements** **Simplifying Approval Steps for Mobile Home HVAC Financing**
- **Exploring Major Brands for Mobile Home Furnace Installations**
Exploring Major Brands for Mobile Home Furnace Installations **Aligning System Specifications with Mobile Home AC Requirements** **Evaluating Carrier Options for Mobile Home Air Conditioning** **Navigating Trane Models for Mobile Home Heating** **Selecting Goodman Units for Reliable Mobile Home Climate Control** **Verifying Rheem Specifications in Mobile Home HVAC Retrofits** **Identifying Compatible Parts Across Multiple Mobile Home Brands** **Adapting Different Brand Coils and Compressors for Mobile Home Use** **Maintaining Uniform Performance with Mixed Brand Components** **Comparing Equipment Sizes to Mobile Home Square Footage** **Assessing Future Upgrade Paths for Mobile Home AC Brand Choices** **Checking Warranties Offered by Various Mobile Home HVAC Brands**
- **About Us**



Budgeting Monthly Payments for Mobile Home Heating Projects

Overview of HVAC needs specific to mobile homes

Understanding the Mobile Home HVAC System: Components and Functionality

When it comes to budgeting monthly payments for mobile home heating projects, a comprehensive understanding of the mobile home HVAC (Heating, Ventilation, and Air Conditioning) system is paramount. Mobile homes present unique challenges and opportunities in terms of heating efficiency and cost management. By breaking down the components and functionality of a typical HVAC system in a mobile home, we can better strategize on financial planning while ensuring comfort and energy efficiency.

At the heart of any HVAC system are its core components: the furnace or heat pump, ductwork, thermostat, and ventilation mechanisms. The furnace is perhaps the most critical element in colder climates as it provides the necessary warmth during winter months. Safety standards ensure proper installation and operation of HVAC systems in mobile homes **mobile home hvac system** ventilation. In some cases, homeowners may opt for a heat pump which doubles as an air conditioner during summer while providing adequate heating in milder winters. Understanding these options allows homeowners to select systems that align with their budgetary constraints without compromising on performance.

Ductwork serves as the conduit through which heated or cooled air circulates throughout the mobile home. Given that space is often limited in mobile homes compared to traditional houses, efficient duct design is crucial to minimize energy loss and ensure uniform temperature distribution. This efficiency directly impacts utility bills-an essential consideration when drafting a budget for monthly expenses.

The thermostat acts as the control center for regulating indoor temperature. Programmable thermostats offer significant savings by allowing users to set specific temperatures at different times of day, preventing unnecessary heating or cooling when occupants are away or asleep. Investing in a high-quality thermostat can be seen as an upfront cost that pays dividends over time through reduced energy consumption.

Ventilation ensures that fresh air is circulated within the living space while expelling stale air outside. Proper ventilation not only maintains indoor air quality but also prevents moisture buildup—a common issue in mobile homes that can lead to mold growth if left unchecked. Efficient ventilation systems contribute indirectly to cost savings by mitigating potential repair needs associated with poor air quality.

Incorporating these elements into your understanding allows you to make informed decisions about budgeting for your mobile home's heating project. When planning monthly payments, consider both initial installation costs and ongoing operational expenses such as energy consumption and maintenance.

It's advisable to consult professionals who specialize in mobile home HVAC systems before embarking on major installations or upgrades. These experts can offer insights into energy-efficient models eligible for rebates or tax credits, further easing financial burdens over time.

Ultimately, successful budgeting involves balancing immediate costs with long-term benefits; investing wisely today could yield substantial savings tomorrow—both financially and environmentally—while enhancing your overall living experience in your mobile home year-round.

When budgeting monthly payments for heating projects in mobile homes, understanding the factors influencing heating costs is crucial. Mobile homes, often characterized by their compact design and specific construction materials, present unique challenges and opportunities when it comes to efficient heating. Several key factors contribute to the overall cost of heating these homes, and considering them can help manage expenses effectively.

Firstly, the age and condition of a mobile home play a significant role in determining heating costs. Older mobile homes may lack modern insulation standards, leading to higher heat loss during colder months. Insufficient insulation means that more energy is required to maintain comfortable temperatures inside the home, resulting in increased utility bills. Upgrading

insulation or installing energy-efficient windows can reduce heat loss significantly and lower overall heating expenses.

The type of heating system installed is another critical factor affecting costs. Common systems include electric furnaces, gas furnaces, heat pumps, and space heaters. Each option comes with its own set of advantages and limitations in terms of efficiency and cost-effectiveness. For instance, while electric furnaces are relatively easy to install and maintain, they can be more expensive to operate compared to natural gas systems due to electricity prices. Conversely, gas furnaces might have lower operating costs but could involve higher initial installation expenses.

Geographical location also substantially impacts heating costs for mobile home residents. Areas experiencing harsher winters will naturally incur higher heating expenses as more energy is needed over extended periods to combat low outdoor temperatures. Moreover, local utility rates vary widely across regions; thus, where one lives directly influences how much one pays for energy consumption.

Additionally, personal habits and lifestyle choices significantly affect monthly payments for mobile home heating projects. Simple actions such as setting thermostats at lower temperatures when not at home or wearing warmer clothing indoors can lead to noticeable savings on energy bills over time. Implementing smart thermostats that automate temperature adjustments based on occupancy patterns can optimize energy usage efficiently.

Lastly, government policies and incentive programs may provide financial relief or support for those looking to improve their home's energy efficiency. Many states offer rebates or tax credits for adopting renewable energy sources or upgrading existing systems with more efficient alternatives. These programs not only help reduce upfront costs but also promote long-term savings through reduced energy use.

In conclusion, budgeting monthly payments for heating projects in mobile homes requires careful consideration of various factors including the home's age and insulation levels, the type of heating system used, geographical location's climate conditions and utility rates, as well as individual behavioral patterns regarding energy consumption. By addressing these aspects thoughtfully alongside taking advantage of available incentives or assistance programs where applicable-homeowners stand a better chance at managing their finances efficiently while ensuring comfort throughout colder seasons without excessive expenditure on utilities each month.


Affordable Payment Plans for Upgrading Mobile Home AC Systems



Choosing the right payment plan for upgrading your mobile home AC system is a crucial decision that can significantly impact your financial stability and comfort at home.. With numerous options available, it's essential to consider several factors to ensure you select a plan that aligns with your needs and budget. Firstly, assess your financial situation.

Posted by on 2024-12-30

Aligning Equipment Compatibility with Financing Options in Mobile Homes



In the dynamic world of mobile homes, aligning equipment compatibility with financing options is a crucial element that can significantly impact the success of any project.. The process involves ensuring that the equipment used in mobile home construction or renovation is not only technically suitable but also financially feasible.

Posted by on 2024-12-30

Benefits of Payment Plans Tailored for Mobile Home HVAC Upgrades



When contemplating upgrades to your mobile home's HVAC system, choosing the right payment plan is as crucial as selecting the equipment itself.. As energy efficiency and comfort become increasingly important, many homeowners are considering tailored payment plans that make these enhancements more accessible.

Posted by on 2024-12-30

Understanding Financing Options for Mobile Home HVAC

Setting a budget for monthly heating expenses in the context of mobile home heating projects is an essential part of financial planning and management. As living costs continue to fluctuate, maintaining control over utility expenses becomes increasingly important, particularly for mobile home residents who often face unique challenges due to the nature of their housing.

Firstly, understanding the specific needs and constraints of a mobile home is crucial. Mobile homes can be less insulated than traditional houses, meaning that they might require more

energy to maintain comfortable temperatures during colder months. This inherent characteristic makes it imperative for owners or residents to carefully assess their heating requirements before setting a budget.

To begin with, it's beneficial to conduct an energy audit. This involves evaluating the current energy consumption patterns and identifying areas where efficiencies can be improved. For instance, sealing drafts, upgrading insulation, or installing energy-efficient windows could significantly reduce heating needs. Investing in such improvements may incur upfront costs but can lead to substantial savings in the long run.

Once you have a clear understanding of your home's energy profile, it's time to consider the different types of heating systems available for mobile homes. Options might include electric heaters, propane systems, or heat pumps. Each comes with its own set of costs and benefits. For example, while electric heaters might have lower installation costs, they could result in higher electricity bills compared to propane systems.

With this information at hand, setting a realistic budget becomes feasible. Start by estimating the monthly cost based on historical data from previous years if available. Take into account any changes made during your energy audit that might influence future consumption patterns.

It's also wise to factor in potential fluctuations in fuel prices or utility rates as these can impact monthly expenses unpredictably. A contingency fund within your budget can help manage unexpected hikes without disrupting other financial obligations.

Furthermore, consider leveraging technology such as smart thermostats which allow for better control over heating schedules and temperatures when you're away from home. This not only contributes to comfort but also maximizes efficiency by reducing unnecessary usage.

Finally, reassess your budget periodically throughout the season; this ensures it remains aligned with actual consumption rather than merely projected figures. Adjustments might be necessary as weather conditions change or new efficiencies are realized through ongoing improvements around your home.

In conclusion, establishing a thoughtful budget for monthly heating expenses requires careful consideration of various factors specific to mobile homes including structural characteristics and choice of heating system alongside broader economic variables like fuel price volatility.

Through proactive management involving initial audits followed by regular monitoring and adjustments where needed; homeowners stand poised not only save money but ensure continued comfort regardless outside temperatures fluctuate wildly over winter months ahead!



Explanation of common financing packages available

Improving energy efficiency in mobile homes can significantly reduce monthly heating expenses, particularly for those on a budget. Living in a mobile home presents unique challenges when it comes to heating because these structures are often less insulated than traditional homes. However, with thoughtful planning and strategic budgeting, homeowners can enhance their mobile home's energy efficiency without breaking the bank.

Firstly, it's essential to understand where most of the heat loss occurs in a mobile home. Typically, this happens through poorly insulated walls, roofs, floors, and windows. Conducting an energy audit is a prudent first step; it helps identify specific areas where improvements can be made. Homeowners might consider consulting professionals for a comprehensive evaluation or use DIY kits for a more budget-friendly approach.

Once problem areas are identified, one effective strategy is to improve insulation. Installing additional insulation in walls and roofs can make a noticeable difference in retaining heat during colder months. Though upfront costs may seem daunting, many states offer rebates or incentives that can help offset these expenses. Moreover, upgrading to double-glazed windows is another investment that pays off over time by reducing heat loss and lowering heating bills.

Another cost-effective technique involves weather-stripping doors and windows to prevent drafts. This simple measure can significantly impact energy efficiency with minimal investment. Additionally, installing thermal curtains adds an extra layer of insulation against cold air seeping through windows.

On the technological front, investing in programmable thermostats allows homeowners to control heating schedules efficiently, ensuring that the home is only heated when necessary. Smart thermostats provide even greater savings by learning your schedule and optimizing heating patterns accordingly.

For those looking at more sustainable options within a limited budget, incorporating renewable energy sources like solar panels could eventually lead to substantial savings on electricity bills. While initial installation costs are higher, many financing options are available that allow homeowners to pay over time while benefiting from reduced energy costs immediately.

Furthermore, routine maintenance such as servicing the heating system regularly ensures it operates at peak efficiency without unnecessary strain or increased fuel consumption.

Changing filters frequently and sealing any ductwork leaks also contribute considerably to maintaining an efficient system.

In conclusion, budgeting monthly payments for mobile home heating projects requires a blend of immediate low-cost interventions and long-term investments aimed at enhancing energy efficiency. By prioritizing measures like improved insulation, smart technology adoption, regular maintenance checks, and exploring renewable energy sources when feasible—all aligned with available financial incentives—homeowners can create a comfortable living environment while managing their monthly expenditures effectively. These strategies not only relieve financial pressure but also contribute positively towards environmental sustainability goals by reducing overall energy consumption.

Key factors to consider when choosing a financing option

As the chill of winter approaches, mobile home owners across the country face the annual challenge of keeping their homes warm without breaking the bank. Heating costs can be a significant burden, particularly for those residing in mobile homes, where insulation and energy efficiency often lag behind traditional housing. Fortunately, there are cost-effective heating solutions and upgrades that can ease this financial strain while ensuring comfort during the colder months.

One of the most straightforward methods to reduce heating expenses is through improved insulation. Mobile homes are notorious for inadequate insulation, leading to heat loss and increased energy consumption. By investing in better insulation materials for walls, floors, and ceilings, homeowners can significantly enhance their home's thermal efficiency. This initial investment pays off over time by reducing the amount of energy required to maintain a comfortable temperature.

In addition to upgrading insulation, sealing drafts around windows and doors is a simple yet effective measure that can contribute to substantial savings on heating bills. Weatherstripping

and caulking are inexpensive solutions that prevent cold air from entering and warm air from escaping. These small improvements help maintain a stable indoor environment without putting unnecessary strain on heating systems.

For those looking at more comprehensive upgrades, installing energy-efficient heating systems is an excellent option. Modern systems such as heat pumps or high-efficiency furnaces may have higher upfront costs but offer considerable long-term savings through reduced energy consumption. Additionally, many regions offer rebates or tax incentives for homeowners who invest in energy-efficient appliances, further easing the financial burden.

Another innovative solution gaining popularity is utilizing alternative heating sources like pellet stoves or solar panels. Pellet stoves burn compressed wood or biomass pellets and provide efficient heat with minimal emissions. On sunny days, solar panels can capture free renewable energy to power electric heaters or support existing systems, reducing reliance on conventional fuels.

Budgeting for these projects requires careful planning but need not be overwhelming. Homeowners should start by conducting an energy audit to identify areas where improvements will have the greatest impact. Prioritizing projects based on potential savings helps allocate resources effectively over time rather than attempting all upgrades at once.

Breaking down larger investments into manageable monthly payments is another practical approach to financing these endeavors. Many manufacturers offer financing options that allow homeowners to spread out costs over several years without incurring excessive interest rates—making it easier to tackle necessary upgrades within a fixed budget.

Ultimately, exploring cost-effective heating solutions demands both strategic thinking and proactive investment decisions from mobile home owners willing to improve their living conditions while maintaining fiscal responsibility year-round—ensuring warmth doesn't come at too steep of a price tag during colder seasons ahead!



Personal Loans for HVAC Systems

Monitoring and adjusting your budget over time is a crucial aspect of managing monthly payments for mobile home heating projects. In the context of budgeting, especially for something as essential as heating, it's vital to ensure that your financial resources align with your needs and any unexpected changes. This practice not only ensures fiscal responsibility but also guarantees that you maintain comfort and efficiency in your home.

To begin with, setting up an initial budget requires a thorough understanding of both current expenses and projected costs associated with heating upgrades or maintenance in your mobile home. These could include expenses like purchasing new equipment, installation fees, and ongoing energy costs. However, once this budget is established, the real work begins: monitoring and adjusting it over time.

Regular monitoring of your budget involves tracking all related expenditures meticulously. This means keeping detailed records of bills, receipts from purchases, and any other relevant financial documents. By doing so, you'll have a clear picture of where your money is going each month and whether you are staying within the confines of your original plan.

However, budgets are not static; they should be dynamic frameworks that can adapt to changes in circumstances. Energy prices may fluctuate due to market conditions or seasonal changes which can directly impact monthly payments. Furthermore, unforeseen repairs or maintenance issues may arise requiring additional funds. It is during these times that adjusting your budget becomes necessary.

Adjusting involves reassessing current spending habits and making informed decisions about reallocating resources or cutting unnecessary costs elsewhere. For instance, if energy prices rise unexpectedly during the winter months, it might be wise to temporarily reduce expenditures on non-essential items or consider implementing more energy-efficient practices within the home to offset increased costs.


Additionally, technological advancements could present opportunities for long-term savings which necessitate upfront investment-such as installing a smart thermostat or upgrading insulation materials-which would require reconfiguring existing budgets accordingly.

In essence, effective budgeting for mobile home heating projects necessitates a proactive approach: regularly revisiting financial plans while being open to adjustments when required by external influences or personal priorities shifting over time.


By continuously monitoring spending patterns against set objectives-and making timely amendments where needed-you foster both economic stability within household finances while ensuring consistent comfort through efficient management of essential utilities like heating systems.

Ultimately then-the process isn't just about crunching numbers-but rather cultivating awareness around evolving needs so one remains adequately prepared no matter what challenges emerge ahead!


About Heating, ventilation, and air conditioning



Rooftop HVAC unit with view of fresh-air intake vent



Ventilation duct with outlet diffuser vent. These are installed throughout a building to move air in or out of rooms. In the middle is a damper to open and close the vent to allow more or less air to enter the space.



The control circuit in a household HVAC installation. The wires connecting to the blue terminal block on the upper-right of the board lead to the thermostat.

The fan enclosure is directly behind the board, and the filters can be seen at the top. The safety interlock switch is at the bottom left. In the lower middle is the capacitor.

Heating, ventilation, and air conditioning (HVAC) is the use of various technologies to control the temperature, humidity, and purity of the air in an enclosed space. Its goal is to provide thermal comfort and acceptable indoor air quality. HVAC system design is a subdiscipline of mechanical engineering, based on the principles of thermodynamics, fluid mechanics, and heat transfer. "Refrigeration" is sometimes added to the field's abbreviation as **HVAC&R** or **HVACR**, or "ventilation" is dropped, as in **HACR** (as in the designation of HACR-rated circuit breakers).

HVAC is an important part of residential structures such as single family homes, apartment buildings, hotels, and senior living facilities; medium to large industrial and office buildings such as skyscrapers and hospitals; vehicles such as cars, trains, airplanes, ships and submarines; and in marine environments, where safe and healthy building conditions are regulated with respect to temperature and humidity, using fresh air from outdoors.

Ventilating or ventilation (the "V" in HVAC) is the process of exchanging or replacing air in any space to provide high indoor air quality which involves temperature control, oxygen replenishment, and removal of moisture, odors, smoke, heat, dust, airborne bacteria, carbon dioxide, and other gases. Ventilation removes unpleasant smells and excessive moisture, introduces outside air, keeps interior building air circulating, and prevents stagnation of the interior air. Methods for ventilating a building are divided into *mechanical/forced* and *natural* types.^[1]

Overview

[edit]

The three major functions of heating, ventilation, and air conditioning are interrelated, especially with the need to provide thermal comfort and acceptable indoor air quality within reasonable installation, operation, and maintenance costs. HVAC systems can be used in both domestic and commercial environments. HVAC systems can provide ventilation, and maintain pressure relationships between spaces. The means of air delivery and removal from spaces is known as room air distribution.^[2]

Individual systems

[edit]

See also: HVAC control system

In modern buildings, the design, installation, and control systems of these functions are integrated into one or more HVAC systems. For very small buildings, contractors normally estimate the capacity and type of system needed and then design the system, selecting

the appropriate refrigerant and various components needed. For larger buildings, building service designers, mechanical engineers, or building services engineers analyze, design, and specify the HVAC systems. Specialty mechanical contractors and suppliers then fabricate, install and commission the systems. Building permits and code-compliance inspections of the installations are normally required for all sizes of buildings

District networks

[edit]

Although HVAC is executed in individual buildings or other enclosed spaces (like NORAD's underground headquarters), the equipment involved is in some cases an extension of a larger district heating (DH) or district cooling (DC) network, or a combined DHC network. In such cases, the operating and maintenance aspects are simplified and metering becomes necessary to bill for the energy that is consumed, and in some cases energy that is returned to the larger system. For example, at a given time one building may be utilizing chilled water for air conditioning and the warm water it returns may be used in another building for heating, or for the overall heating-portion of the DHC network (likely with energy added to boost the temperature).^{[3][4][5]}

Basing HVAC on a larger network helps provide an economy of scale that is often not possible for individual buildings, for utilizing renewable energy sources such as solar heat,^{[6][7][8]} winter's cold,^{[9][10]} the cooling potential in some places of lakes or seawater for free cooling, and the enabling function of seasonal thermal energy storage. By utilizing natural sources that can be used for HVAC systems it can make a huge difference for the environment and help expand the knowledge of using different methods.

History

[edit]

See also: Air conditioning § History

HVAC is based on inventions and discoveries made by Nikolay Lvov, Michael Faraday, Rolla C. Carpenter, Willis Carrier, Edwin Ruud, Reuben Trane, James Joule, William Rankine, Sadi Carnot, Alice Parker and many others.^[11]

Multiple inventions within this time frame preceded the beginnings of the first comfort air conditioning system, which was designed in 1902 by Alfred Wolff (Cooper, 2003) for the New York Stock Exchange, while Willis Carrier equipped the Sacketts-Wilhems Printing Company with the process AC unit the same year. Coyne College was the first school to offer HVAC training in 1899.^[12] The first residential AC was installed by 1914, and by the 1950s there was "widespread adoption of residential AC".^[13]

The invention of the components of HVAC systems went hand-in-hand with the Industrial Revolution, and new methods of modernization, higher efficiency, and system control are

constantly being introduced by companies and inventors worldwide.

Heating

[edit]


"Heater" redirects here. For other uses, see Heater (disambiguation).

Main article: Central heating

Heaters are appliances whose purpose is to generate heat (i.e. warmth) for the building. This can be done via central heating. Such a system contains a boiler, furnace, or heat pump to heat water, steam, or air in a central location such as a furnace room in a home, or a mechanical room in a large building. The heat can be transferred by convection, conduction, or radiation. Space heaters are used to heat single rooms and only consist of a single unit.

Generation

[edit]



Central heating unit

Heaters exist for various types of fuel, including solid fuels, liquids, and gases. Another type of heat source is electricity, normally heating ribbons composed of high resistance wire (see Nichrome). This principle is also used for baseboard heaters and portable heaters. Electrical heaters are often used as backup or supplemental heat for heat pump systems.

The heat pump gained popularity in the 1950s in Japan and the United States.^[14] Heat pumps can extract heat from various sources, such as environmental air, exhaust air from a building, or from the ground. Heat pumps transfer heat from outside the structure into the air inside. Initially, heat pump HVAC systems were only used in moderate climates, but with improvements in low temperature operation and reduced loads due to more efficient homes, they are increasing in popularity in cooler climates. They can also operate in reverse to cool an interior.

Distribution

[edit]

Water/steam

[edit]

In the case of heated water or steam, piping is used to transport the heat to the rooms. Most modern hot water boiler heating systems have a circulator, which is a pump, to move hot water through the distribution system (as opposed to older gravity-fed systems). The heat can be transferred to the surrounding air using radiators, hot water coils (hydro-air), or other heat exchangers. The radiators may be mounted on walls or installed within the floor to produce floor heat.

The use of water as the heat transfer medium is known as hydronics. The heated water can also supply an auxiliary heat exchanger to supply hot water for bathing and washing.

Air

[edit]

Main articles: Room air distribution and Underfloor air distribution

Warm air systems distribute the heated air through ductwork systems of supply and return air through metal or fiberglass ducts. Many systems use the same ducts to distribute air cooled by an evaporator coil for air conditioning. The air supply is normally filtered through air filters^[*dubious – discuss*] to remove dust and pollen particles.^[15]

Dangers

[edit]

The use of furnaces, space heaters, and boilers as a method of indoor heating could result in incomplete combustion and the emission of carbon monoxide, nitrogen oxides, formaldehyde, volatile organic compounds, and other combustion byproducts. Incomplete

combustion occurs when there is insufficient oxygen; the inputs are fuels containing various contaminants and the outputs are harmful byproducts, most dangerously carbon monoxide, which is a tasteless and odorless gas with serious adverse health effects.^[16]

Without proper ventilation, carbon monoxide can be lethal at concentrations of 1000 ppm (0.1%). However, at several hundred ppm, carbon monoxide exposure induces headaches, fatigue, nausea, and vomiting. Carbon monoxide binds with hemoglobin in the blood, forming carboxyhemoglobin, reducing the blood's ability to transport oxygen. The primary health concerns associated with carbon monoxide exposure are its cardiovascular and neurobehavioral effects. Carbon monoxide can cause atherosclerosis (the hardening of arteries) and can also trigger heart attacks. Neurologically, carbon monoxide exposure reduces hand to eye coordination, vigilance, and continuous performance. It can also affect time discrimination.^[17]

Ventilation

[edit]

Main article: Ventilation (architecture)

See also: Duct (flow)

Ventilation is the process of changing or replacing air in any space to control the temperature or remove any combination of moisture, odors, smoke, heat, dust, airborne bacteria, or carbon dioxide, and to replenish oxygen. It plays a critical role in maintaining a healthy indoor environment by preventing the buildup of harmful pollutants and ensuring the circulation of fresh air. Different methods, such as natural ventilation through windows and mechanical ventilation systems, can be used depending on the building design and air quality needs. Ventilation often refers to the intentional delivery of the outside air to the building indoor space. It is one of the most important factors for maintaining acceptable indoor air quality in buildings.


Although ventilation is an integral component of maintaining good indoor air quality, it may not be satisfactory alone.^[18] A clear understanding of both indoor and outdoor air quality parameters is needed to improve the performance of ventilation in terms of ..^[19] In scenarios where outdoor pollution would deteriorate indoor air quality, other treatment devices such as filtration may also be necessary.^[20]

Methods for ventilating a building may be divided into *mechanical/forced* and *natural* types.^[21]


Mechanical or forced

[edit]

Further information: Ventilation (architecture) § Mechanical systems



HVAC ventilation exhaust for a 12-story building



An axial belt-drive exhaust fan serving an underground car park. This exhaust fan's operation is interlocked with the concentration of contaminants emitted by internal combustion engines.

Mechanical, or forced, ventilation is provided by an air handler (AHU) and used to control indoor air quality. Excess humidity, odors, and contaminants can often be controlled via dilution or replacement with outside air. However, in humid climates more energy is required to remove excess moisture from ventilation air.


Kitchens and bathrooms typically have mechanical exhausts to control odors and sometimes humidity. Factors in the design of such systems include the flow rate (which is a function of the fan speed and exhaust vent size) and noise level. Direct drive fans are available for many applications and can reduce maintenance needs.

In summer, ceiling fans and table/floor fans circulate air within a room for the purpose of reducing the perceived temperature by increasing evaporation of perspiration on the skin of the occupants. Because hot air rises, ceiling fans may be used to keep a room warmer in the winter by circulating the warm stratified air from the ceiling to the floor.

Passive

[edit]

Main article: Passive ventilation



Ventilation on the downdraught system, by impulsion, or the 'plenum' principle, applied to schoolrooms (1899)

Natural ventilation is the ventilation of a building with outside air without using fans or other mechanical systems. It can be via operable windows, louvers, or trickle vents when spaces are small and the architecture permits. ASHRAE defined Natural ventilation as the flow of air through open windows, doors, grilles, and other planned building envelope penetrations, and as being driven by natural and/or artificially produced pressure differentials.^[1]

Natural ventilation strategies also include cross ventilation, which relies on wind pressure differences on opposite sides of a building. By strategically placing openings, such as windows or vents, on opposing walls, air is channeled through the space to enhance cooling and ventilation. Cross ventilation is most effective when there are clear, unobstructed paths for airflow within the building.

In more complex schemes, warm air is allowed to rise and flow out high building openings to the outside (stack effect), causing cool outside air to be drawn into low building openings. Natural ventilation schemes can use very little energy, but care must be taken to ensure comfort. In warm or humid climates, maintaining thermal comfort solely via natural ventilation might not be possible. Air conditioning systems are used, either as backups or supplements. Air-side economizers also use outside air to condition spaces, but do so using fans, ducts, dampers, and control systems to introduce and distribute cool outdoor air when appropriate.

An important component of natural ventilation is air change rate or air changes per hour: the hourly rate of ventilation divided by the volume of the space. For example, six air changes per hour means an amount of new air, equal to the volume of the space, is added every ten minutes. For human comfort, a minimum of four air changes per hour is typical, though warehouses might have only two. Too high of an air change rate may be uncomfortable, akin to a wind tunnel which has thousands of changes per hour. The highest air change rates are for crowded spaces, bars, night clubs, commercial kitchens at

around 30 to 50 air changes per hour.[²²]


Room pressure can be either positive or negative with respect to outside the room. Positive pressure occurs when there is more air being supplied than exhausted, and is common to reduce the infiltration of outside contaminants.[²³]

Airborne diseases

[edit]

Natural ventilation [²⁴] is a key factor in reducing the spread of airborne illnesses such as tuberculosis, the common cold, influenza, meningitis or COVID-19. Opening doors and windows are good ways to maximize natural ventilation, which would make the risk of airborne contagion much lower than with costly and maintenance-requiring mechanical systems. Old-fashioned clinical areas with high ceilings and large windows provide the greatest protection. Natural ventilation costs little and is maintenance free, and is particularly suited to limited-resource settings and tropical climates, where the burden of TB and institutional TB transmission is highest. In settings where respiratory isolation is difficult and climate permits, windows and doors should be opened to reduce the risk of airborne contagion. Natural ventilation requires little maintenance and is inexpensive.[²⁵]

Natural ventilation is not practical in much of the infrastructure because of climate. This means that the facilities need to have effective mechanical ventilation systems and or use Ceiling Level UV or FAR UV ventilation systems.



Alpha Black Edition - Sirair Air conditioner with UVC (Ultraviolet Germicidal Irradiation)

Ventilation is measured in terms of Air Changes Per Hour (ACH). As of 2023, the CDC recommends that all spaces have a minimum of 5 ACH.[²⁶] For hospital rooms with airborne contagions the CDC recommends a minimum of 12 ACH.[²⁷] The challenges in facility ventilation are public unawareness,[²⁸][²⁹] ineffective government oversight, poor building codes that are based on comfort levels, poor system operations, poor maintenance, and lack of transparency.[³⁰]

UVC or Ultraviolet Germicidal Irradiation is a function used in modern air conditioners which reduces airborne viruses, bacteria, and fungi, through the use of a built-in LED UV light that emits a gentle glow across the evaporator. As the cross-flow fan circulates the room air, any viruses are guided through the sterilization module's irradiation range,

rendering them instantly inactive.[³¹]

Air conditioning

[edit]

Main article: Air conditioning

An air conditioning system, or a standalone air conditioner, provides cooling and/or humidity control for all or part of a building. Air conditioned buildings often have sealed windows, because open windows would work against the system intended to maintain constant indoor air conditions. Outside, fresh air is generally drawn into the system by a vent into a mix air chamber for mixing with the space return air. Then the mixture air enters an indoor or outdoor heat exchanger section where the air is to be cooled down, then be guided to the space creating positive air pressure. The percentage of return air made up of fresh air can usually be manipulated by adjusting the opening of this vent. Typical fresh air intake is about 10% of the total supply air.^{*[citation needed]*}

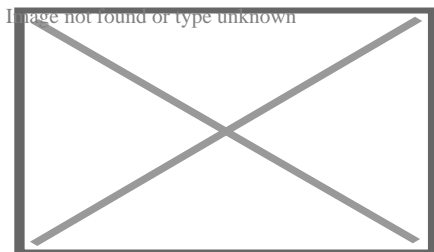
Air conditioning and refrigeration are provided through the removal of heat. Heat can be removed through radiation, convection, or conduction. The heat transfer medium is a refrigeration system, such as water, air, ice, and chemicals are referred to as refrigerants. A refrigerant is employed either in a heat pump system in which a compressor is used to drive thermodynamic refrigeration cycle, or in a free cooling system that uses pumps to circulate a cool refrigerant (typically water or a glycol mix).

It is imperative that the air conditioning horsepower is sufficient for the area being cooled. Underpowered air conditioning systems will lead to power wastage and inefficient usage. Adequate horsepower is required for any air conditioner installed.

Refrigeration cycle

[edit]

Main article: Heat pump and refrigeration cycle



A simple stylized diagram of the refrigeration cycle: 1) condensing coil, 2) expansion valve, 3) evaporating coil, 4) compressor

The refrigeration cycle uses four essential elements to cool, which are compressor, condenser, metering device, and evaporator.

- At the inlet of a compressor, the refrigerant inside the system is in a low pressure, low temperature, gaseous state. The **compressor** pumps the refrigerant gas up to high pressure and temperature.
- From there it enters a heat exchanger (sometimes called a **condensing coil** or condenser) where it loses heat to the outside, cools, and condenses into its liquid phase.
- An **expansion valve** (also called metering device) regulates the refrigerant liquid to flow at the proper rate.
- The liquid refrigerant is returned to another heat exchanger where it is allowed to evaporate, hence the heat exchanger is often called an **evaporating coil** or evaporator. As the liquid refrigerant evaporates it absorbs heat from the inside air, returns to the compressor, and repeats the cycle. In the process, heat is absorbed from indoors and transferred outdoors, resulting in cooling of the building.

In variable climates, the system may include a reversing valve that switches from heating in winter to cooling in summer. By reversing the flow of refrigerant, the heat pump refrigeration cycle is changed from cooling to heating or vice versa. This allows a facility to be heated and cooled by a single piece of equipment by the same means, and with the same hardware.

Free cooling

[edit]

Main article: Free cooling

Free cooling systems can have very high efficiencies, and are sometimes combined with seasonal thermal energy storage so that the cold of winter can be used for summer air conditioning. Common storage mediums are deep aquifers or a natural underground rock mass accessed via a cluster of small-diameter, heat-exchanger-equipped boreholes. Some systems with small storages are hybrids, using free cooling early in the cooling season, and later employing a heat pump to chill the circulation coming from the storage. The heat pump is added-in because the storage acts as a heat sink when the system is in cooling (as opposed to charging) mode, causing the temperature to gradually increase during the cooling season.

Some systems include an "economizer mode", which is sometimes called a "free-cooling mode". When economizing, the control system will open (fully or partially) the outside air damper and close (fully or partially) the return air damper. This will cause fresh, outside air to be supplied to the system. When the outside air is cooler than the demanded cool air, this will allow the demand to be met without using the mechanical supply of cooling (typically chilled water or a direct expansion "DX" unit), thus saving energy. The control system can compare the temperature of the outside air vs. return air, or it can compare the enthalpy of the air, as is frequently done in climates where humidity is more of an issue. In both cases, the outside air must be less energetic than the return air for the system to enter the economizer mode.

Packaged split system

[edit]

Central, "all-air" air-conditioning systems (or package systems) with a combined outdoor condenser/evaporator unit are often installed in North American residences, offices, and public buildings, but are difficult to retrofit (install in a building that was not designed to receive it) because of the bulky air ducts required.^[32] (Minisplit ductless systems are used in these situations.) Outside of North America, packaged systems are only used in limited applications involving large indoor space such as stadiums, theatres or exhibition halls.

An alternative to packaged systems is the use of separate indoor and outdoor coils in split systems. Split systems are preferred and widely used worldwide except in North America. In North America, split systems are most often seen in residential applications, but they are gaining popularity in small commercial buildings. Split systems are used where ductwork is not feasible or where the space conditioning efficiency is of prime concern.^[33] The benefits of ductless air conditioning systems include easy installation, no ductwork, greater zonal control, flexibility of control, and quiet operation.^[34] In space conditioning, the duct losses can account for 30% of energy consumption.^[35] The use of minisplits can result in energy savings in space conditioning as there are no losses associated with ducting.

With the split system, the evaporator coil is connected to a remote condenser unit using refrigerant piping between an indoor and outdoor unit instead of ducting air directly from the outdoor unit. Indoor units with directional vents mount onto walls, suspended from ceilings, or fit into the ceiling. Other indoor units mount inside the ceiling cavity so that short lengths of duct handle air from the indoor unit to vents or diffusers around the rooms.

Split systems are more efficient and the footprint is typically smaller than the package systems. On the other hand, package systems tend to have a slightly lower indoor noise level compared to split systems since the fan motor is located outside.

Dehumidification

[edit]

Dehumidification (air drying) in an air conditioning system is provided by the evaporator. Since the evaporator operates at a temperature below the dew point, moisture in the air condenses on the evaporator coil tubes. This moisture is collected at the bottom of the evaporator in a pan and removed by piping to a central drain or onto the ground outside.

A dehumidifier is an air-conditioner-like device that controls the humidity of a room or building. It is often employed in basements that have a higher relative humidity because of their lower temperature (and propensity for damp floors and walls). In food retailing establishments, large open chiller cabinets are highly effective at dehumidifying the internal

air. Conversely, a humidifier increases the humidity of a building.

The HVAC components that dehumidify the ventilation air deserve careful attention because outdoor air constitutes most of the annual humidity load for nearly all buildings.^[36]

Humidification

[edit]

Main article: Humidifier

Maintenance

[edit]

All modern air conditioning systems, even small window package units, are equipped with internal air filters.^[*citation needed*] These are generally of a lightweight gauze-like material, and must be replaced or washed as conditions warrant. For example, a building in a high dust environment, or a home with furry pets, will need to have the filters changed more often than buildings without these dirt loads. Failure to replace these filters as needed will contribute to a lower heat exchange rate, resulting in wasted energy, shortened equipment life, and higher energy bills; low air flow can result in iced-over evaporator coils, which can completely stop airflow. Additionally, very dirty or plugged filters can cause overheating during a heating cycle, which can result in damage to the system or even fire.

Because an air conditioner moves heat between the indoor coil and the outdoor coil, both must be kept clean. This means that, in addition to replacing the air filter at the evaporator coil, it is also necessary to regularly clean the condenser coil. Failure to keep the condenser clean will eventually result in harm to the compressor because the condenser coil is responsible for discharging both the indoor heat (as picked up by the evaporator) and the heat generated by the electric motor driving the compressor.

Energy efficiency

[edit]

HVAC is significantly responsible for promoting energy efficiency of buildings as the building sector consumes the largest percentage of global energy.^[37] Since the 1980s, manufacturers of HVAC equipment have been making an effort to make the systems they manufacture more efficient. This was originally driven by rising energy costs, and has more recently been driven by increased awareness of environmental issues. Additionally, improvements to the HVAC system efficiency can also help increase occupant health and productivity.^[38] In the US, the EPA has imposed tighter restrictions over the years. There are several methods for making HVAC systems more efficient.

Heating energy

[edit]

In the past, water heating was more efficient for heating buildings and was the standard in the United States. Today, forced air systems can double for air conditioning and are more popular.

Some benefits of forced air systems, which are now widely used in churches, schools, and high-end residences, are

- Better air conditioning effects
- Energy savings of up to 15–20%
- Even conditioning^[*citation needed*]

A drawback is the installation cost, which can be slightly higher than traditional HVAC systems.

Energy efficiency can be improved even more in central heating systems by introducing zoned heating. This allows a more granular application of heat, similar to non-central heating systems. Zones are controlled by multiple thermostats. In water heating systems the thermostats control zone valves, and in forced air systems they control zone dampers inside the vents which selectively block the flow of air. In this case, the control system is very critical to maintaining a proper temperature.

Forecasting is another method of controlling building heating by calculating the demand for heating energy that should be supplied to the building in each time unit.

Ground source heat pump

[edit]

Main article: Geothermal heat pump

Ground source, or geothermal, heat pumps are similar to ordinary heat pumps, but instead of transferring heat to or from outside air, they rely on the stable, even temperature of the earth to provide heating and air conditioning. Many regions experience seasonal temperature extremes, which would require large-capacity heating and cooling equipment to heat or cool buildings. For example, a conventional heat pump system used to heat a building in Montana's -57 °C (-70 °F) low temperature or cool a building in the highest temperature ever recorded in the US— 57 °C (134 °F) in Death Valley, California, in 1913 would require a large amount of energy due to the extreme difference between inside and outside air temperatures. A metre below the earth's surface, however, the ground remains at a relatively constant temperature. Utilizing this large source of relatively moderate temperature earth, a heating or cooling system's capacity can often be significantly reduced. Although ground temperatures vary according to latitude, at 1.8 metres (6 ft)

underground, temperatures generally only range from 7 to 24 °C (45 to 75 °F).

Solar air conditioning

[edit]

Main article: Solar air conditioning

Photovoltaic solar panels offer a new way to potentially decrease the operating cost of air conditioning. Traditional air conditioners run using alternating current, and hence, any direct-current solar power needs to be inverted to be compatible with these units. New variable-speed DC-motor units allow solar power to more easily run them since this conversion is unnecessary, and since the motors are tolerant of voltage fluctuations associated with variance in supplied solar power (e.g., due to cloud cover).

Ventilation energy recovery

[edit]

Energy recovery systems sometimes utilize heat recovery ventilation or energy recovery ventilation systems that employ heat exchangers or enthalpy wheels to recover sensible or latent heat from exhausted air. This is done by transfer of energy from the stale air inside the home to the incoming fresh air from outside.

Air conditioning energy

[edit]

The performance of vapor compression refrigeration cycles is limited by thermodynamics.[³⁹] These air conditioning and heat pump devices *move* heat rather than convert it from one form to another, so *thermal efficiencies* do not appropriately describe the performance of these devices. The Coefficient of performance (COP) measures performance, but this dimensionless measure has not been adopted. Instead, the Energy Efficiency Ratio (*EER*) has traditionally been used to characterize the performance of many HVAC systems. EER is the Energy Efficiency Ratio based on a 35 °C (95 °F) outdoor temperature. To more accurately describe the performance of air conditioning equipment over a typical cooling season a modified version of the EER, the Seasonal Energy Efficiency Ratio (*SEER*), or in Europe the ESEER, is used. SEER ratings are based on seasonal temperature averages instead of a constant 35 °C (95 °F) outdoor temperature. The current industry minimum SEER rating is 14 SEER. Engineers have pointed out some areas where efficiency of the existing hardware could be improved. For example, the fan blades used to move the air are usually stamped from sheet metal, an economical method of manufacture, but as a result they are not aerodynamically efficient. A well-designed blade could reduce the electrical power required to move the air by a third.[⁴⁰]

Demand-controlled kitchen ventilation

[edit]


Main article: Demand controlled ventilation

Demand-controlled kitchen ventilation (DCKV) is a building controls approach to controlling the volume of kitchen exhaust and supply air in response to the actual cooking loads in a commercial kitchen. Traditional commercial kitchen ventilation systems operate at 100% fan speed independent of the volume of cooking activity and DCKV technology changes that to provide significant fan energy and conditioned air savings. By deploying smart sensing technology, both the exhaust and supply fans can be controlled to capitalize on the affinity laws for motor energy savings, reduce makeup air heating and cooling energy, increasing safety, and reducing ambient kitchen noise levels.^[41]

Air filtration and cleaning

[edit]

Main article: Air filter




Air handling unit, used for heating, cooling, and filtering the air

Air cleaning and filtration removes particles, contaminants, vapors and gases from the air. The filtered and cleaned air then is used in heating, ventilation, and air conditioning. Air cleaning and filtration should be taken in account when protecting our building environments.^[42] If present, contaminants can come out from the HVAC systems if not removed or filtered properly.

Clean air delivery rate (CADR) is the amount of clean air an air cleaner provides to a room or space. When determining CADR, the amount of airflow in a space is taken into account. For example, an air cleaner with a flow rate of 30 cubic metres (1,000 cu ft) per minute and an efficiency of 50% has a CADR of 15 cubic metres (500 cu ft) per minute. Along with CADR, filtration performance is very important when it comes to the air in our indoor environment. This depends on the size of the particle or fiber, the filter packing density and depth, and the airflow rate.^[42]

Circulation of harmful substances

[edit]

 This section **needs expansion**. You can help by adding to it. (October 2024)

Poorly maintained air conditioners/ventilation systems can harbor mold, bacteria, and other contaminants, which are then circulated throughout indoor spaces, contributing to ..^[43]

Industry and standards

[edit]

The HVAC industry is a worldwide enterprise, with roles including operation and maintenance, system design and construction, equipment manufacturing and sales, and in education and research. The HVAC industry was historically regulated by the manufacturers of HVAC equipment, but regulating and standards organizations such as HARDI (Heating, Air-conditioning and Refrigeration Distributors International), ASHRAE, SMACNA, ACCA (Air Conditioning Contractors of America), Uniform Mechanical Code, International Mechanical Code, and AMCA have been established to support the industry and encourage high standards and achievement. (UL as an omnibus agency is not specific to the HVAC industry.)

The starting point in carrying out an estimate both for cooling and heating depends on the exterior climate and interior specified conditions. However, before taking up the heat load calculation, it is necessary to find fresh air requirements for each area in detail, as pressurization is an important consideration.

International

[edit]

ISO 16813:2006 is one of the ISO building environment standards.^[44] It establishes the general principles of building environment design. It takes into account the need to provide a healthy indoor environment for the occupants as well as the need to protect the environment for future generations and promote collaboration among the various parties involved in building environmental design for sustainability. ISO16813 is applicable to new construction and the retrofit of existing buildings.^[45]

The building environmental design standard aims to:^[45]

- provide the constraints concerning sustainability issues from the initial stage of the design process, with building and plant life cycle to be considered together with owning and operating costs from the beginning of the design process;
- assess the proposed design with rational criteria for indoor air quality, thermal comfort, acoustical comfort, visual comfort, energy efficiency, and HVAC system controls at every stage of the design process;
- iterate decisions and evaluations of the design throughout the design process.

United States

[edit]

Licensing

[edit]

Main article: Section 608 EPA Certification

In the United States, federal licensure is generally handled by EPA certified (for installation and service of HVAC devices).

Many U.S. states have licensing for boiler operation. Some of these are listed as follows:

- Arkansas [46]
- Georgia [47]
- Michigan [48]
- Minnesota [49]
- Montana [50]
- New Jersey [51]
- North Dakota [52]
- Ohio [53]
- Oklahoma [54]
- Oregon [55]

Finally, some U.S. cities may have additional labor laws that apply to HVAC professionals.

Societies

[edit]

See also: American Society of Heating, Refrigerating and Air-Conditioning Engineers

See also: Air Conditioning, Heating and Refrigeration Institute

Many HVAC engineers are members of the American Society of Heating, Refrigerating, and Air-Conditioning Engineers (ASHRAE). ASHRAE regularly organizes two annual technical committees and publishes recognized standards for HVAC design, which are updated every four years.[56]

Another popular society is AHRI, which provides regular information on new refrigeration technology, and publishes relevant standards and codes.

Codes

[edit]

Codes such as the UMC and IMC do include much detail on installation requirements, however. Other useful reference materials include items from SMACNA, ACGIH, and technical trade journals.

American design standards are legislated in the Uniform Mechanical Code or International Mechanical Code. In certain states, counties, or cities, either of these codes may be adopted and amended via various legislative processes. These codes are updated and published by the International Association of Plumbing and Mechanical Officials (IAPMO) or the International Code Council (ICC) respectively, on a 3-year code development cycle. Typically, local building permit departments are charged with enforcement of these standards on private and certain public properties.

Technicians

[edit]

HVAC Technician

Occupation

Occupation type Vocational

Activity sectors Construction

Description

Education required Apprenticeship

Related jobs Carpenter, electrician, plumber, welder

An **HVAC technician** is a tradesman who specializes in heating, ventilation, air conditioning, and refrigeration. HVAC technicians in the US can receive training through formal training institutions, where most earn associate degrees. Training for HVAC technicians includes classroom lectures and hands-on tasks, and can be followed by an apprenticeship wherein the recent graduate works alongside a professional HVAC technician for a temporary period.^[57] HVAC techs who have been trained can also be certified in areas such as air conditioning, heat pumps, gas heating, and commercial refrigeration.

United Kingdom

[edit]

The Chartered Institution of Building Services Engineers is a body that covers the essential Service (systems architecture) that allow buildings to operate. It includes the electrotechnical, heating, ventilating, air conditioning, refrigeration and plumbing industries. To train as a building services engineer, the academic requirements are GCSEs (A-C) /

Standard Grades (1-3) in Maths and Science, which are important in measurements, planning and theory. Employers will often want a degree in a branch of engineering, such as building environment engineering, electrical engineering or mechanical engineering. To become a full member of CIBSE, and so also to be registered by the Engineering Council UK as a chartered engineer, engineers must also attain an Honours Degree and a master's degree in a relevant engineering subject.^[citation needed] CIBSE publishes several guides to HVAC design relevant to the UK market, and also the Republic of Ireland, Australia, New Zealand and Hong Kong. These guides include various recommended design criteria and standards, some of which are cited within the UK building regulations, and therefore form a legislative requirement for major building services works. The main guides are:

- Guide A: Environmental Design
- Guide B: Heating, Ventilating, Air Conditioning and Refrigeration
- Guide C: Reference Data
- Guide D: Transportation systems in Buildings
- Guide E: Fire Safety Engineering
- Guide F: Energy Efficiency in Buildings
- Guide G: Public Health Engineering
- Guide H: Building Control Systems
- Guide J: Weather, Solar and Illuminance Data
- Guide K: Electricity in Buildings
- Guide L: Sustainability
- Guide M: Maintenance Engineering and Management

Within the construction sector, it is the job of the building services engineer to design and oversee the installation and maintenance of the essential services such as gas, electricity, water, heating and lighting, as well as many others. These all help to make buildings comfortable and healthy places to live and work in. Building Services is part of a sector that has over 51,000 businesses and employs represents 2–3% of the GDP.

Australia

[edit]

The Air Conditioning and Mechanical Contractors Association of Australia (AMCA), Australian Institute of Refrigeration, Air Conditioning and Heating (AIRAH), Australian Refrigeration Mechanical Association and CIBSE are responsible.

Asia

[edit]

Asian architectural temperature-control have different priorities than European methods. For example, Asian heating traditionally focuses on maintaining temperatures of objects

such as the floor or furnishings such as Kotatsu tables and directly warming people, as opposed to the Western focus, in modern periods, on designing air systems.

Philippines

[edit]

The Philippine Society of Ventilating, Air Conditioning and Refrigerating Engineers (PSVARE) along with Philippine Society of Mechanical Engineers (PSME) govern on the codes and standards for HVAC / MVAC (MVAC means "mechanical ventilation and air conditioning") in the Philippines.

India

[edit]

The Indian Society of Heating, Refrigerating and Air Conditioning Engineers (ISHRAE) was established to promote the HVAC industry in India. ISHRAE is an associate of ASHRAE. ISHRAE was founded at New Delhi^[58] in 1981 and a chapter was started in Bangalore in 1989. Between 1989 & 1993, ISHRAE chapters were formed in all major cities in India.^{*Citation needed*}

See also

[edit]

- Air speed (HVAC)
- Architectural engineering
- ASHRAE Handbook
- Auxiliary power unit
- Cleanroom
- Electric heating
- Fan coil unit
- Glossary of HVAC terms
- Head-end power
- Hotel electric power
- Mechanical engineering
- Outdoor wood-fired boiler
- Radiant cooling
- Sick building syndrome
- Uniform Codes
- Uniform Mechanical Code
- Ventilation (architecture)
- World Refrigeration Day
- Wrightsoft

References

[edit]

1. ^ **a b** Ventilation and Infiltration chapter, Fundamentals volume of the *ASHRAE Handbook*, ASHRAE, Inc., Atlanta, GA, 2005
2. ^ *Designer's Guide to Ceiling-Based Air Diffusion*, Rock and Zhu, ASHRAE, Inc., New York, 2002
3. ^ Rezaie, Behnaz; Rosen, Marc A. (2012). "District heating and cooling: Review of technology and potential enhancements". *Applied Energy*. **93**: 2–10. *Bibcode:2012ApEn...93...2R*. doi:10.1016/j.apenergy.2011.04.020.
4. ^ Werner S. (2006). ECOHEATCOOL (WP4) Possibilities with more district heating in Europe. Euroheat & Power, Brussels. Archived 2015-09-24 at the Wayback Machine
5. ^ Dalin P., Rubenag A. (2006). ECOHEATCOOL (WP5) Possibilities with more district cooling in Europe, final report from the project. Final Rep. Brussels: Euroheat & Power. Archived 2012-10-15 at the Wayback Machine
6. ^ Nielsen, Jan Erik (2014). Solar District Heating Experiences from Denmark. Energy Systems in the Alps - storage and distribution ... Energy Platform Workshop 3, Zurich - 13/2 2014
7. ^ Wong B., Thornton J. (2013). Integrating Solar & Heat Pumps. Renewable Heat Workshop.
8. ^ Pauschinger T. (2012). Solar District Heating with Seasonal Thermal Energy Storage in Germany Archived 2016-10-18 at the Wayback Machine. European Sustainable Energy Week, Brussels. 18–22 June 2012.
9. ^ "How Renewable Energy Is Redefining HVAC | AltEnergyMag". *www.altenergymag.com*. Retrieved 2020-09-29.
10. ^ "'Lake Source" Heat Pump System". *HVAC-Talk: Heating, Air & Refrigeration Discussion*. Retrieved 2020-09-29.
11. ^ Swenson, S. Don (1995). *HVAC: heating, ventilating, and air conditioning*. Homewood, Illinois: American Technical Publishers. ISBN 978-0-8269-0675-5.
12. ^ "History of Heating, Air Conditioning & Refrigeration". Coyne College. Archived from the original on August 28, 2016.
13. ^ "What is HVAC? A Comprehensive Guide".
14. ^ Staffell, Iain; Brett, Dan; Brandon, Nigel; Hawkes, Adam (30 May 2014). "A review of domestic heat pumps".
15. ^ (Alta.), Edmonton. *Edmonton's green home guide : you're gonna love green*. OCLC 884861834.
16. ^ Bearg, David W. (1993). *Indoor Air Quality and HVAC Systems*. New York: Lewis Publishers. pp. 107–112.
17. ^ Dianat, I.; Nazari, I. "Characteristic of unintentional carbon monoxide poisoning in Northwest Iran-Tabriz". *International Journal of Injury Control and Promotion*. Retrieved 2011-11-15.
18. ^ ANSI/ASHRAE Standard 62.1, *Ventilation for Acceptable Indoor Air Quality*, ASHRAE, Inc., Atlanta, GA, US
19. ^ Belias, Evangelos; Licina, Dusan (2024). "European residential ventilation: Investigating the impact on health and energy demand". *Energy and Buildings*. **304**.

Bibcode:2024EneBu.30413839B. doi:10.1016/j.enbuild.2023.113839.

20. ^ Belias, Evangelos; Licina, Dusan (2022). "Outdoor PM2. 5 air filtration: optimising indoor air quality and energy". *Building & Cities*. **3** (1): 186–203. doi:10.5334/bc.153.
21. ^ Ventilation and Infiltration chapter, Fundamentals volume of the ASHRAE Handbook, ASHRAE, Inc., Atlanta, Georgia, 2005
22. ^ "Air Change Rates for typical Rooms and Buildings". *The Engineering ToolBox* Retrieved 2012-12-12.
23. ^ Bell, Geoffrey. "Room Air Change Rate". *A Design Guide for Energy-Efficient Research Laboratories*. Archived from the original on 2011-11-17. Retrieved 2011-11-15.
24. ^ "Natural Ventilation for Infection Control in Health-Care Settings" (PDF). World Health Organization (WHO), 2009. Retrieved 2021-07-05.
25. ^ Escombe, A. R.; Oeser, C. C.; Gilman, R. H.; et al. (2007). "Natural ventilation for the prevention of airborne contagion". *PLOS Med*. **4** (68): e68. doi:10.1371/journal.pmed.0040068. PMC 1808096. PMID 17326709.
26. ^ Centers For Disease Control and Prevention (CDC) "Improving Ventilation In Buildings". 11 February 2020.
27. ^ Centers For Disease Control and Prevention (CDC) "Guidelines for Environmental Infection Control in Health-Care Facilities". 22 July 2019.
28. ^ Dr. Edward A. Nardell Professor of Global Health and Social Medicine, Harvard Medical School "If We're Going to Live With COVID-19, It's Time to Clean Our Indoor Air Properly". *Time*. February 2022.
29. ^ "A Paradigm Shift to Combat Indoor Respiratory Infection - 21st century" (PDF). University of Leeds., Morawska, L, Allen, J, Bahnfleth, W et al. (36 more authors) (2021) A paradigm shift to combat indoor respiratory infection. *Science*, 372 (6543). pp. 689-691. ISSN 0036-8075
30. ^ Video "Building Ventilation What Everyone Should Know". YouTube. 17 June 2022.
31. ^ CDC (June 1, 2020). "Center for Disease Control and Prevention, Decontamination and Reuse of Filtering Facepiece Respirators". cdc.gov. Retrieved September 13, 2024.
32. ^ "What are Air Ducts? The Homeowner's Guide to HVAC Ductwork". *Super Tech*. Retrieved 2018-05-14.
33. ^ "Ductless Mini-Split Heat Pumps". U.S. Department of Energy.
34. ^ "The Pros and Cons of Ductless Mini Split Air Conditioners". *Home Reference*. 28 July 2018. Retrieved 9 September 2020.
35. ^ "Ductless Mini-Split Air Conditioners". *ENERGY SAVER*. Retrieved 29 November 2019.
36. ^ *Moisture Control Guidance for Building Design, Construction and Maintenance*. December 2013.
37. ^ Chenari, B., Dias Carrilho, J. and Gameiro da Silva, M., 2016. Towards sustainable, energy-efficient and healthy ventilation strategies in buildings: A review. *Renewable and Sustainable Energy Reviews*, 59, pp.1426-1447.
38. ^ "Sustainable Facilities Tool: HVAC System Overview". sftool.gov. Retrieved 2 July 2014.
39. ^ "Heating and Air Conditioning". www.nuclear-power.net. Retrieved 2018-02-10.

40. ^ Keeping cool and green, *The Economist* 17 July 2010, p. 83
41. ^ "Technology Profile: Demand Control Kitchen Ventilation (DCKV)" (PDF). Retrieved 2018-12-04.
42. ^ **a b** Howard, J (2003), *Guidance for Filtration and Air-Cleaning Systems to Protect Building Environments from Airborne Chemical, Biological, or Radiological Attacks*, National Institute for Occupational Safety and Health, doi: 10.26616/NIOSH PUB2003136, 2003-136
43. ^ "The Inside Story: A Guide to Indoor Air Quality". 28 August 2014.
44. ^ ISO. "Building environment standards". www.iso.org. Retrieved 2011-05-14.
45. ^ **a b** ISO. "Building environment design—Indoor environment—General principles". Retrieved 14 May 2011.
46. ^ "010.01.02 Ark. Code R. § 002 - Chapter 13 - Restricted Lifetime License".
47. ^ "Boiler Professionals Training and Licensing".
48. ^ "Michigan Boiler Rules".
49. ^ "Minn. R. 5225.0550 - EXPERIENCE REQUIREMENTS AND DOCUMENTATION FOR LICENSURE AS AN OPERATING ENGINEER".
50. ^ "Subchapter 24.122.5 - Licensing".
51. ^ "Chapter 90 - BOILERS, PRESSURE VESSELS, AND REFRIGERATION".
52. ^ "Article 33.1-14 - North Dakota Boiler Rules".
53. ^ "Ohio Admin. Code 1301:3-5-10 - Boiler operator and steam engineer experience requirements".
54. ^ "Subchapter 13 - Licensing of Boiler and Pressure Vessel Service, Repair and/or Installers".
55. ^ "Or. Admin. R. 918-225-0691 - Boiler, Pressure Vessel and Pressure Piping Installation, Alteration or Repair Licensing Requirements".
56. ^ "ASHRAE Handbook Online". www.ashrae.org. Retrieved 2020-06-17.
57. ^ "Heating, Air Conditioning, and Refrigeration Mechanics and Installers : Occupational Outlook Handbook: : U.S. Bureau of Labor Statistics". www.bls.gov. Retrieved 2023-06-22.
58. ^ "About ISHRAE". ISHRAE. Retrieved 2021-10-11.


Further reading

[edit]

- *International Mechanical Code* (2012 (Second Printing)) by the International Code Council, Thomson Delmar Learning.
- *Modern Refrigeration and Air Conditioning* (August 2003) by Althouse, Turnquist, and Bracciano, Goodheart-Wilcox Publisher; 18th edition.
- *The Cost of Cool*.
- *Whai is LEV?*

External links

[edit]

-  Media related to Climate control at Wikimedia Commons
- v

- o t
- o e

Heating, ventilation, and air conditioning

Fundamental concepts

- o Air changes per hour
- o Bake-out
- o Building envelope
- o Convection
- o Dilution
- o Domestic energy consumption
- o Enthalpy
- o Fluid dynamics
- o Gas compressor
- o Heat pump and refrigeration cycle
- o Heat transfer
- o Humidity
- o Infiltration
- o Latent heat
- o Noise control
- o Outgassing
- o Particulates
- o Psychrometrics
- o Sensible heat
- o Stack effect
- o Thermal comfort
- o Thermal destratification
- o Thermal mass
- o Thermodynamics
- o Vapour pressure of water

Technology

- Absorption-compression heat pump
- Absorption refrigerator
- Air barrier
- Air conditioning
- Antifreeze
- Automobile air conditioning
- Autonomous building
- Building insulation materials
- Central heating
- Central solar heating
- Chilled beam
- Chilled water
- Constant air volume (CAV)
- Coolant
- Cross ventilation
- Dedicated outdoor air system (DOAS)
- Deep water source cooling
- Demand controlled ventilation (DCV)
- Displacement ventilation
- District cooling
- District heating
- Electric heating
- Energy recovery ventilation (ERV)
- Firestop
- Forced-air
- Forced-air gas
- Free cooling
- Heat recovery ventilation (HRV)
- Hybrid heat
- Hydronics
- Ice storage air conditioning
- Kitchen ventilation
- Mixed-mode ventilation
- Microgeneration
- Passive cooling
- Passive daytime radiative cooling
- Passive house
- Passive ventilation
- Radiant heating and cooling
- Radiant cooling
- Radiant heating
- Radon mitigation
- Refrigeration
- Renewable heat
- Room air distribution
- Solar air heat
- Solar combisystem
- Solar cooling
- Solar heating
- Thermal insulation

- Air conditioner inverter
- Air door
- Air filter
- Air handler
- Air ionizer
- Air-mixing plenum
- Air purifier
- Air source heat pump
- Attic fan
- Automatic balancing valve
- Back boiler
- Barrier pipe
- Blast damper
- Boiler
- Centrifugal fan
- Ceramic heater
- Chiller
- Condensate pump
- Condenser
- Condensing boiler
- Convection heater
- Compressor
- Cooling tower
- Damper
- Dehumidifier
- Duct
- Economizer
- Electrostatic precipitator
- Evaporative cooler
- Evaporator
- Exhaust hood
- Expansion tank
- Fan
- Fan coil unit
- Fan filter unit
- Fan heater
- Fire damper
- Fireplace
- Fireplace insert
- Freeze stat
- Flue
- Freon
- Fume hood
- Furnace
- Gas compressor
- Gas heater
- Gasoline heater
- Grease duct
- Grille
- Ground-coupled heat exchanger

Components

**Measurement
and control**

- Air flow meter
- Aquastat
- BACnet
- Blower door
- Building automation
- Carbon dioxide sensor
- Clean air delivery rate (CADR)
- Control valve
- Gas detector
- Home energy monitor
- Humidistat
- HVAC control system
- Infrared thermometer
- Intelligent buildings
- LonWorks
- Minimum efficiency reporting value (MERV)
- Normal temperature and pressure (NTP)
- OpenTherm
- Programmable communicating thermostat
- Programmable thermostat
- Psychrometrics
- Room temperature
- Smart thermostat
- Standard temperature and pressure (STP)
- Thermographic camera
- Thermostat
- Thermostatic radiator valve
- Architectural acoustics
- Architectural engineering
- Architectural technologist
- Building services engineering
- Building information modeling (BIM)
- Deep energy retrofit

**Professions,
trades,
and services**

- Duct cleaning
- Duct leakage testing
- Environmental engineering
- Hydronic balancing
- Kitchen exhaust cleaning
- Mechanical engineering
- Mechanical, electrical, and plumbing
- Mold growth, assessment, and remediation
- Refrigerant reclamation
- Testing, adjusting, balancing

Industry organizations

- AHRI
- AMCA
- ASHRAE
- ASTM International
- BRE
- BSRIA
- CIBSE
- Institute of Refrigeration
- IIR
- LEED
- SMACNA
- UMC

Health and safety

- Indoor air quality (IAQ)
- Passive smoking
- Sick building syndrome (SBS)
- Volatile organic compound (VOC)
- ASHRAE Handbook
- Building science
- Fireproofing

See also

- Glossary of HVAC terms
- Warm Spaces
- World Refrigeration Day
- Template:Home automation
- Template:Solar energy

- v
- t
- e


Home automation

- Elements**
 - Actuators
 - Hardware controllers
 - Sensors

- Interconnection type**
 - Wired**
 - Cable (xDSL)
 - Optical fiber
 - Powerline
 - PLCBUS
 - Universal powerline bus (UPB)
 - X10
 - Radio frequency
 - Bluetooth
 - Bluetooth Low Energy
 - DECT
 - EnOcean
 - GPRS
 - MyriaNed
 - One-Net
 - Thread
 - UMTS
 - Wi-Fi
 - Zigbee
 - Z-Wave
 - Wireless**
 - Infrared (Consumer IR)
 - Insteon
 - KNX
 - Matter
 - Both**

- System**
 - Device interconnection**
 - Bluetooth
 - Bluetooth Low Energy
 - FireWire
 - IrDA
 - USB
 - Zigbee
 - AllJoyn
 - Bus SCS with OpenWebNet
 - C-Bus (protocol)
 - CEBus
 - EnOcean
 - EHS
 - Insteon
 - IP500
 - Luxom
 - KNX
 - Control and automation**

- Network technologies, by function**



- Audio and video
- Heating, ventilation, and air conditioning
- Lighting control system
- Other systems
- Tasks**
 - Robotics
 - Security
 - Thermostat automation
 - Gateway
 - Smart home hub
 - Costs
- Other**
 - Mesh networking
 - Organizations
 - Smart grid

See also

Home of the future
Building automation
Floor plan
Home automation
Home energy monitor
Home network
Home server
House navigation system
INTEGER Millennium House
The House for the Future
Ubiquitous computing
Xanadu Houses

Authority control databases: National    [Edit this at Wikidata](#)

About Oklahoma City

For other uses, see Oklahoma City (disambiguation).

Oklahoma City is located in the United States

Image not found or type unknown

Oklahoma City

Oklahoma


City

Location within the United States

Oklahoma City


State capital city

Image not found or type unknown




Downtown Oklahoma City

Image not found or type unknown




Oklahoma City Hall

Image not found or type unknown




**Skydance
Bridge**

Image not found or type unknown



**Oklahoma City
National Memorial**

Image not found or type unknown



**Oklahoma State
Capitol**

Image not found or type unknown



Paycom Center

Image not found or type unknown



Flag of Oklahoma City

Image not found or type unknown

Flag

Official seal of Oklahoma City

Image not found or type unknown

Seal

Nickname(s):

"OKC", "The 405", "Oklas", "Boomtown", "The Big Friendly",^[1] "The City",^[2]

Map

Image not found or type unknown

Interactive map of Oklahoma City

Oklahoma City is located in Oklahoma

Image not found or type unknown

Oklahoma City

City

Location within the state of

Oklahoma

Coordinates: 35°28′7″N 97°31′17″W﻿ / ﻿35.46861°N 97.52139°W﻿ / 35.46861; -97.52139
Country United States State Oklahoma Counties

- Oklahoma
- Canadian

- Cleveland
- Pottawatomie

Founded April 22, 1889^[3] Incorporated July 15, 1890^[3] Government

• Type Council–manager • Body Oklahoma City Council • Mayor David Holt (R) • City manager Craig Freeman Area

^[4]

- City

620.79 sq mi (1,607.83 km²) • Land 606.48 sq mi (1,570.77 km²) • Water 14.31 sq mi (37.06 km²) • Urban

421.73 sq mi (1,092.3 km²) Elevation

^[5]

1,198 ft (365 m) Population

(2020)

- City

681,054 Image: Rank 62nd in North America Increase

20th in the United States

1st in Oklahoma • Density 1,122.96/sq mi (433.58/km²) • Urban

982,276 (US: 46th) • Urban density 2,329.2/sq mi (899.3/km²) • Metro

^[6]

1,441,695 (US: 42nd)

- Oklahoma Cityan
- Oklahoma Citian

Demonyms

GDP

^[7]

• Metro\$100.054 billion (2023)Time zoneUTC+6 (Central (CST)) • Summer (DST)UTC+5 (CDT)ZIP Codes

Zip codes^[8]

Area code(s)405/572FIPS code40-55000GNIS feature ID1102140^[5]Websitewww.okc.gov

Oklahoma City (TM), officially the **City of Oklahoma City**, and often shortened to **OKC**, is the capital and most populous city of the U.S. state of Oklahoma. The county seat of Oklahoma County,^[9] its population ranks 20th among United States cities and 8th in the Southern United States. The population grew following the 2010 census and reached 681,054 in the 2020 census.^[10] The Oklahoma City metropolitan area had a population of 1,396,445,^[11] and the Oklahoma City–Shawnee Combined Statistical Area had a population of 1,469,124,^[11] making it Oklahoma's largest municipality and metropolitan area by population.

Oklahoma City's city limits extend somewhat into Canadian, Cleveland, and Pottawatomie counties. However, much of those areas outside the core Oklahoma County area are suburban tracts or protected rural zones (watershed). The city is the eighth-largest in the United States by area including consolidated city-counties; it is the second-largest, after Houston, not including consolidated cities. The city is also the second-largest by area among state capital cities in the United States, after Juneau, Alaska.

Oklahoma City has one of the world's largest livestock markets.^[12] Oil, natural gas, petroleum products, and related industries are its economy's largest sector. The city is in the middle of an active oil field, and oil derricks dot the capitol grounds. The federal government employs a large number of workers at Tinker Air Force Base and the United States Department of Transportation's Mike Monroney Aeronautical Center (which house offices of the Federal Aviation Administration and the Transportation Department's Enterprise Service Center, respectively).

Oklahoma City is on the I-35 and I-40 corridors, one of the primary travel corridors south into neighboring Texas and New Mexico, north towards Wichita and Kansas City, west to Albuquerque, and east towards Little Rock and Memphis. Located in the state's Frontier Country region, the city's northeast section lies in an ecological region known as the Cross Timbers. The city was founded during the Land Run of 1889 and grew to a population of over 10,000 within hours of its founding. It was the site of the April 19, 1995, bombing of the Alfred P. Murrah Federal Building, in which 167 people died,^[13] the deadliest terror attack in U.S. history until the attacks of September 11, 2001, and the deadliest act of domestic terrorism in U.S. history.

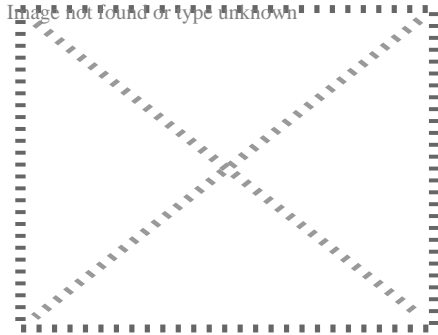
Since weather records have been kept beginning in 1890, Oklahoma City has been struck by 14 violent tornadoes, 11 of which were rated F4 or EF4 on the Fujita and Enhanced Fujita scales, and two rated F5 and EF5.^[14]

History

[edit]

Main article: History of Oklahoma City

For a chronological guide, see Timeline of Oklahoma City.



Map of Indian Territory (Oklahoma) 1889, showing Oklahoma as a train stop on a railroad line. Britannica 9th ed.

Native American names for Oklahoma City

Choctaw: *Tãfã ãçâ, -ã¹maha chito Oklahumma*

Cherokee:

ãfãjã...ã½ã,ã£ãfãjã...ã½ã,ã!ãfãjã...ã½ã,ã³ãfãjã...ã½ã,ã°ãfãjã...ã½ã,ã¹ãfãjã...ã½ã,ã!ãfãjã,ã•ã...ãjãfãjã...ã½ã,ã²ãfãjã...ã½ã,ãç

Romanized: ogalahoma gaduhvi

Cheyenne: *Ma'xepóno'e*

Comanche: *Pia Sookaãfã'ã,ã hni*

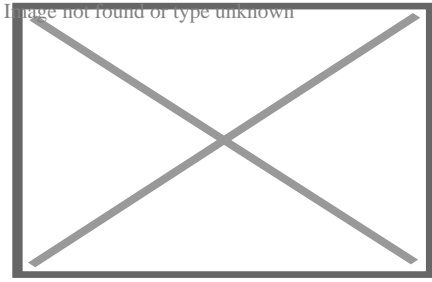
Delaware: *Oklahoma-utènaii*

Iowa-Oto: *Chína Chége Itúãfãçã,ã•ã,ã¸^{15]}*


Navajo: *Halgai Hóteeldi Kin Haalãfã ã,ã¼áhí*

Meskwaki: *Okonohômîheki^{16]}*

Oklahoma City was settled on April 22, 1889,^[17] when the area known as the "Unassigned Lands" was opened for settlement in an event known as "The Land Run".^[18] On April 26 of that year, its first mayor was elected, William Couch. Some 10,000 homesteaders settled in the area that would become the capital of Oklahoma. The town grew quickly; the population doubled between 1890 and 1900.^[19] Early leaders of the development of the city included Anton H. Classen, John Wilford Shartel, Henry Overholser, Oscar Ameringer, Jack C. Walton, Angelo C. Scott, and James W. Maney.



Lithograph of Oklahoma City from 1890.



Looking north on Broadway from present-day Sheridan Ave, 1910.


By the time Oklahoma was admitted to the Union in 1907, Oklahoma City had surpassed Guthrie, the territorial capital, as the new state's population center and commercial hub. Soon after, the capital was moved from Guthrie to Oklahoma City.^[20] Oklahoma City was a significant stop on Route 66 during the early part of the 20th century; it was prominently mentioned in Bobby Troup's 1946 jazz song "(Get Your Kicks on) Route 66" made famous by artist Nat King Cole.

Before World War II, Oklahoma City developed significant stockyards, attracting jobs and revenue formerly in Chicago and Omaha, Nebraska. With the 1928 discovery of oil within the city limits (including under the State Capitol), Oklahoma City became a major center of oil production.^[21] Post-war growth accompanied the construction of the Interstate Highway System, which made Oklahoma City a major interchange as the convergence of I-35, I-40, and I-44. It was also aided by the federal development of Tinker Air Force Base after successful lobbying efforts by the director of the Chamber of Commerce Stanley Draper.

In 1950, the Census Bureau reported the city's population as 8.6% black and 90.7% white.^[22]

In 1959, the city government launched a "Great Annexation Drive" that expanded the city's area from 80 to 475.55 square miles (207.2 to 1,231.7 square kilometers) by the end of 1961, making it the largest U.S. city by land mass at the time.^[23]

Patience Latting was elected Mayor of Oklahoma City in 1971, becoming the city's first female mayor.^[24] Latting was also the first woman to serve as mayor of a U.S. city with over 350,000 residents.^[24]



Oklahoma City National Memorial at Christmas.

Like many other American cities, the center city population declined in the 1970s and 1980s as families followed newly constructed highways to move to newer housing in nearby suburbs. Urban renewal projects in the 1970s, including the Pei Plan, removed older structures but failed to spark much new development, leaving the city dotted with vacant lots used for parking. A notable exception was the city's construction of the Myriad Gardens and Crystal Bridge, a botanical garden and modernistic conservatory in the heart of downtown. Architecturally significant historic buildings lost to clearances were the Criterion Theater,^{[25][26]} the Baum Building,^[27] the Hales Building,^{[28][29]} and the Biltmore Hotel.^[30]

In 1993, the city passed a massive redevelopment package known as the Metropolitan Area Projects (MAPS), intended to rebuild the city's core with civic projects to establish more activities and life in downtown. The city added a new baseball park; a central library; renovations to the civic center, convention center, and fairgrounds; and a water canal in the Bricktown entertainment district. Water taxis transport passengers within the district, adding color and activity along the canal. MAPS has become one of the most successful public-private partnerships undertaken in the U.S., exceeding \$3 billion in private investment as of 2010.^[31] As a result of MAPS, the population in downtown housing has exponentially increased, with the demand for additional residential and retail amenities, such as groceries, services, and shops.


Since the completion of the MAPS projects, the downtown area has seen continued development. Several downtown buildings are undergoing renovation/restoration. Notable among these was the restoration of the Skirvin Hotel in 2007. The famed First National Center is also being renovated.

Residents of Oklahoma City suffered substantial losses on April 19, 1995, when Timothy McVeigh detonated a bomb in front of the Murrah building. The building was destroyed (the remnants of which had to be imploded in a controlled demolition later that year), more than 100 nearby buildings suffered severe damage, and 168 people were killed.^[32] The site has been commemorated as the Oklahoma City National Memorial and Museum.^[33] Since its opening in 2000, over three million people have visited. Every year on April 19, survivors, families, and friends return to the memorial to read the names of each person lost. McVeigh was executed by lethal injection on June 11, 2001.

The "Core-to-Shore" project was created to relocate I-40 one mile (1.6 km) south and replace it with a boulevard to create a landscaped entrance to the city.^[34] This also allows the central portion of the city to expand south and connect with the shore of the Oklahoma River. Several elements of "Core to Shore" were included in the MAPS 3 proposal approved by voters in late 2009.

Geography

[edit]



Mid-May 2006 photograph of Oklahoma City taken from the International Space Station (ISS)

Oklahoma City lies along one of the primary corridors into Texas and Mexico and is a three-hour drive from the Dallas-Fort Worth metroplex. The city is in the Frontier Country region in the state's center, making it ideal for state government.

According to the United States Census Bureau, the city has a total area of 620.34 square miles (1,606.7 km²),^[35] of which 601.11 square miles (1,556.9 km²) is land and 19.23 square miles (49.8 km²) is water.

Oklahoma City lies in the Sandstone Hills region of Oklahoma, known for hills of 250 to 400 feet (80 to 120 m) and two species of oak: blackjack oak (*Quercus marilandica*) and post oak (*Q. stellata*).^[36] The northeastern part of the city and its eastern suburbs fall into an ecological region known as the Cross Timbers.^[37]

The city is roughly bisected by the North Canadian River (recently renamed the Oklahoma River inside city limits). The North Canadian once had sufficient flow to flood every year, wreaking destruction on surrounding areas, including the central business district and the original Oklahoma City Zoo.^[38] In the 1940s, a dam was built on the river to manage the flood control and reduce its level.^[39] In the 1990s, as part of the citywide revitalization project known as MAPS, the city built a series of low-water dams, returning water to the portion of the river flowing near downtown.^[40] The city has three large lakes: Lake Hefner and Lake Overholser, in the northwestern quarter of the city; and the largest, Lake Stanley Draper, in the city's sparsely populated far southeast portion.

The population density typically reported for Oklahoma City using the area of its city limits can be misleading. Its urbanized zone covers roughly 244 square miles (630 km²) resulting

in a 2013 estimated density of 2,500 per square mile (970/km²), compared with larger rural watershed areas incorporated by the city, which cover the remaining 377 sq mi (980 km²) of the city limits.^[41]

Oklahoma City is one of the largest cities in the nation in compliance with the Clean Air Act.^[42]

Tallest buildings

[edit]


Main article: List of tallest buildings in Oklahoma City

Rank	Building	Height	Floors	Built	Ref.
1	Devon Energy Center	844 feet (257 m)	50	2012	^[43]
2	BancFirst Tower	500 feet (152 m)	36	1971	^[44]
3	First National Center	446 feet (136 m)	33	1931	^[45]
4	BOK Park Plaza	433 feet (132 m)	27	2017	^[46]
5	Oklahoma Tower	410 feet (125 m)	31	1982	^[47]
6	Strata Tower	393 feet (120 m)	30	1973	^[48]
7	City Place	391 feet (119 m)	33	1931	^[49]
8	Valliance Bank Tower	321 feet (98 m)	22	1984	^[50]
9	Leadership Square North	285 feet (87 m)	22	1984	^[51]
10	Arvest Tower	281 feet (86 m)	16	1972	^[52]

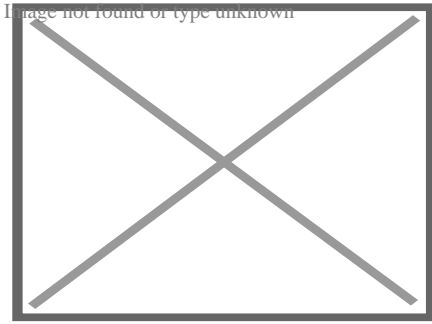
Neighborhoods

[edit]

Main article: Neighborhoods of Oklahoma City



Automobile Alley in Oklahoma City



Looking up in the heart of Oklahoma City's Central Business District

Oklahoma City neighborhoods are highly varied, with affluent historic neighborhoods located next to districts that have not wholly recovered from the economic and social decline of the 1970s and 1980s.^[*citation needed*]

The city is bisected geographically and culturally by the North Canadian River, which divides North Oklahoma City and South Oklahoma City. The north side is characterized by diverse and fashionable urban neighborhoods near the city center and sprawling suburbs further north. South Oklahoma City is generally more blue-collar working class and significantly more industrial, having grown up around the Stockyards and meat packing plants at the turn of the century. It is also the center of the city's rapidly growing Latino community.

Downtown Oklahoma City, which has 7,600 residents, is seeing an influx of new private investment and large-scale public works projects, which have helped to revitalize a central business district left almost deserted by the Oil Bust of the early 1980s. The centerpiece of downtown is the newly renovated Crystal Bridge and Myriad Botanical Gardens, one of the few elements of the Pei Plan to be completed. In 2021, a massive new central park will link the gardens near the CBD and the new convention center to be built just south of it to the North Canadian River as part of a massive works project known as "Core to Shore"; the new park is part of MAPS3, a collection of civic projects funded by a one-cent temporary (seven-year) sales tax increase.^[⁵³]

Climate

[edit]

Main article: Climate of Oklahoma City

Oklahoma City has a temperate humid subtropical climate (Köppen: *Cfa*, Trewartha: *Cfak*), along with significant continental influences. The city features hot, humid summers and cool winters. Prolonged and severe droughts (sometimes leading to wildfires in the vicinity) and hefty rainfall leading to flash flooding and flooding occur regularly. Consistent winds, usually from the south or south-southeast during the summer, help temper the hotter weather. Consistent northerly winds during the winter can intensify cold periods. Severe ice storms and snowstorms happen sporadically during the winter.

The average temperature is 61.4 °F (16.3 °C), with the monthly daily average ranging from 39.2 °F (4.0 °C) in January to 83.0 °F (28.3 °C) in July. Extremes range from 17 °F (−27 °C) on February 12, 1899 to 113 °F (45 °C) on August 11, 1936, and August 3, 2012.^[54] The last sub-zero (Fahrenheit) reading was 14 °F (−26 °C) on February 16, 2021.^[55] Temperatures reach 100 °F (38 °C) on 10.4 days of the year, 90 °F (32 °C) on nearly 70 days, and fail to rise above freezing on 8.3 days.^[55] The city receives about 35.9 inches (91.2 cm) of precipitation annually, of which 8.6 inches (21.8 cm) is snow.

The report "Regional Climate Trends and Scenarios for the U.S. National Climate Assessment" (NCA) from 2013 by NOAA projects that parts of the Great Plains region can expect up to 30% (high emissions scenario based on CMIP3 and NARCCAP models) increase in extreme precipitation days by mid-century. This definition is based on days receiving more than one inch of rainfall.^[57]

Extreme weather

[edit]

Oklahoma City has an active severe weather season from March through June, especially during April and May. Being in the center of what is colloquially referred to as Tornado Alley, it is prone to widespread and severe tornadoes, as well as severe hailstorms and occasional derechos. Tornadoes occur every month of the year, and a secondary smaller peak also occurs during autumn, especially in October. The Oklahoma City metropolitan area is one of the most tornado-prone major cities in the world, with about 150 tornadoes striking within the city limits since 1890. Since the time weather records have been kept, Oklahoma City has been struck by 13 violent tornadoes, eleven rated F/EF4 and two rated F/EF5.^[14]

On May 3, 1999, parts of Oklahoma City and surrounding communities were impacted by a tornado. It was the last U.S. tornado to be given a rating of F5 on the Fujita scale before the Enhanced Fujita scale replaced it in 2007. While the tornado was in the vicinity of Bridge Creek to the southwest, wind speeds of 318 mph (510 km/h) were estimated by a mobile Doppler radar, the highest wind speeds ever recorded on Earth.^[58] A second top-of-the-scale tornado occurred on May 20, 2013; South Oklahoma City, along with Newcastle and Moore, was hit by an EF5 tornado. The tornado was 0.5 to 1.3 miles (0.80 to 2.09 km) wide and killed 23 people.^[59] On May 31, less than two weeks after the May 20 event, another outbreak affected the Oklahoma City area. Within Oklahoma City, the system spawned an EF1 and an EF0 tornado, and in El Reno to the west, an EF3 tornado occurred. This lattermost tornado, which was heading in the direction of Oklahoma City before it dissipated, had a width of 2.6 miles (4.2 km), making it the widest tornado ever recorded. Additionally, winds over 295 mph (475 km/h) were measured, one of the two highest wind records for a tornado.^[60]

With 19.48 inches (495 mm) of rainfall, May 2015 was Oklahoma City's record-wettest month since record-keeping began in 1890. Across Oklahoma and Texas generally, there was a record flooding in the latter part of the month.^[61]

Climate data for Oklahoma City (Will Rogers World Airport), 1991–2020 normals^[a] extreme 1890–present^[b]

Month	Jan	Feb	Mar	Apr	May	Jun	Jul	Aug	Sep	Oct	Nov	Dec	Year
Record high °F (°C)	83 (28)	92 (33)	97 (36)	100 (38)	104 (40)	107 (42)	110 (43)	113 (45)	108 (42)	97 (36)	87 (31)	86 (30)	113 (45)
Mean maximum °F (°C)	71.7 (22.1)	77.1 (25.1)	84.2 (29.0)	86.9 (30.5)	92.3 (33.5)	96.4 (35.8)	102.4 (39.1)	101.5 (38.6)	96.2 (35.7)	88.9 (31.6)	79.1 (26.2)	71.2 (21.8)	103.9 (39.9)
Mean daily maximum °F (°C)	49.3 (9.6)	53.8 (12.1)	62.9 (17.2)	71.1 (21.7)	78.9 (26.1)	87.5 (30.8)	93.1 (33.9)	92.2 (33.4)	83.9 (28.8)	72.8 (22.7)	60.7 (15.9)	50.4 (10.2)	71.4 (21.9)
Daily mean °F (°C)	38.2 (3.4)	42.3 (5.7)	51.2 (10.7)	59.3 (15.2)	68.2 (20.1)	76.9 (24.9)	81.7 (27.6)	80.7 (27.1)	72.7 (22.6)	61.1 (16.2)	49.2 (9.6)	40.0 (4.4)	60.1 (15.6)
Mean daily minimum °F (°C)	27.0 (−2.8)	30.8 (−0.7)	39.5 (4.2)	47.5 (8.6)	57.6 (14.2)	66.2 (19.0)	70.3 (21.3)	69.1 (20.6)	61.5 (16.4)	49.4 (9.7)	37.7 (3.2)	29.5 (−1.4)	48.8 (9.3)
Mean minimum °F (°C)	11.7 (−11.3)	15.4 (−9.2)	21.5 (−5.8)	32.3 (0.2)	43.8 (6.6)	56.6 (13.7)	63.6 (17.6)	61.7 (16.5)	48.4 (9.1)	33.8 (1.0)	21.7 (−5.7)	14.3 (−9.8)	7.5 (−13.1)
Record low °F (°C)	−11 (−24)	−17 (−27)	1 (−17)	20 (−7)	32 (0)	46 (8)	53 (12)	49 (9)	35 (2)	16 (−9)	9 (−13)	−8 (−22)	−17 (−27)
Average precipitation inches (mm)	1.32 (34)	1.42 (36)	2.55 (65)	3.60 (91)	5.31 (135)	4.49 (114)	3.59 (91)	3.60 (91)	3.72 (94)	3.32 (84)	1.68 (43)	1.79 (45)	36.3 (924)
Average snowfall inches (cm)	1.8 (4.6)	1.8 (4.6)	0.8 (2.0)	0.0 (0.0)	0.0 (0.0)	0.0 (0.0)	0.0 (0.0)	0.0 (0.0)	0.0 (0.0)	0.0 (0.0)	0.5 (1.3)	1.8 (4.6)	6.7 (17)
Average precipitation days (≥ 0.01 in)	5.0	5.7	6.9	7.9	10.0	8.6	6.0	6.7	7.1	7.5	5.8	5.7	82.9
Average snowy days (≥ 0.1 in)	1.3	1.3	0.4	0.1	0.0	0.0	0.0	0.0	0.0	0.1	0.3	1.4	4.9
Average relative humidity (%)	66.6	65.7	61.3	61.1	67.5	67.2	60.9	61.6	67.1	64.4	67.1	67.8	64.9

Average dew point °F (°C)	23.7 (?4.6)	28.0 (?2.2)	35.2 (1.8)	45.1 (7.3)	55.8 (13.2)	63.7 (17.6)	65.3 (18.5)	64.4 (18.0)	59.5 (15.3)	47.7 (8.7)	37.0 (2.8)	27.5 (?2.5)	46.1 (7.8)
Mean monthly sunshine hours	200.8	189.7	244.2	271.3	295.2	326.1	356.6	329.3	263.7	245.1	186.5	180.9	3,089
Mean daily daylight hours	10.1	10.9	12.0	13.1	14.1	14.5	14.3	13.4	12.4	11.3	10.3	9.8	12.2
Percent possible sunshine	64	62	66	69	68	75	80	79	71	70	60	60	69
Average ultraviolet index	3	4	6	8	9	10	10	9	8	5	3	2	6.4

Source 1: NOAA (relative humidity and sun 1961?1990)[⁶²][⁵⁵][⁶³]

Source 2: Weather Atlas(Daylight-UV) [⁶⁴]

Demographics

[edit]

Population of Oklahoma City 1890-2022

Census	Pop.	Note	%±
1890	4,151	—	
1900	10,037		141.8%
1910	64,205		539.7%
1920	91,295		42.2%
1930	185,389		103.1%
1940	204,424		10.3%
1950	243,504		19.1%
1960	324,253		33.2%
1970	368,164		13.5%
1980	404,014		9.7%
1990	444,719		10.1%
2000	506,132		13.8%
2010	579,999		14.6%
2020	681,054		17.4%
2024 (est.)	709,330 [⁶⁵]		4.2%

U.S. Decennial Census^[66]
1790-1960^[67] 1900-1990^[68]
1990-2000^[69] 2010^[70]

In the 2010 census, there were 579,999 people, 230,233 households, and 144,120 families in the city. The population density was 956.4 inhabitants per square mile (321.9/km²). There were 256,930 housing units at an average density of 375.9 per square mile (145.1/km²). By the 2020 census, its population grew to 681,054.^[71]

Of Oklahoma City's 579,999 people in 2010, 44,541 resided in Canadian County, 63,723 lived in Cleveland County, 471,671 resided in Oklahoma County, and 64 resided in Pottawatomie County.^[72]

In 2010, there were 230,233 households, 29.4% of which had children under 18 living with them, 43.4% were married couples living together, 13.9% had a female householder with no husband present, and 37.4% were non-families. One person households account for 30.5% of all households, and 8.7% of all households had someone living alone who was 65 years of age or older. The average household size was 2.47 and the average family size was 3.11.^[73]

According to the American Community Survey 1-year estimates in 2022, the median income for a household in the city was \$63,713, and the median income for a family was \$80,833. Married-couple families \$99,839, and nonfamily households \$40,521.^[74] The per capita income for the city was \$35,902.^[75] 15.5% of the population and 11.2% of families were below the poverty line. Of the total population, 20.1% of those under 18 and 10.6% of those 65 and older lived below the poverty line.^[76]


In the 2000 census, Oklahoma City's age composition was 25.5% under the age of 18, 10.7% from 18 to 24, 30.8% from 25 to 44, 21.5% from 45 to 64, and 11.5% who were 65 years of age or older. The median age was 34 years. For every 100 females, there were 95.6 males. For every 100 females age 18 and over, there were 92.7 males.

Oklahoma City has experienced significant population increases since the late 1990s. It is the first city in the state to record a population greater than 600,000 residents and the first city in the Great Plains region to record a population greater than 600,000 residents. It is the largest municipal population of the Great Plains region (Oklahoma, Kansas, Nebraska, South Dakota, North Dakota).^[ambiguous]

In the 2020 census, there were 268,035 households in the city, out of which 81,374 households (30.4%) were individuals, 113,161 (42.2%) were opposite-sex married couples, 17,699 (6.6%) were unmarried opposite-sex partnerships, and 2,930 (1.1%) were same-sex married couples or partnerships.^[77]

Race and ethnicity

[edit]



Map of racial distribution of the Oklahoma City area, 2020 U.S. census. Each dot is one person: • White

• Black

• Asian

• Hispanic

• Multiracial

• Native American/Other

Historical racial composition	2020 ^[71]	2010 ^[78]	1990 ^[22]	1970 ^[22]	1940 ^[22]
White (Non-Hispanic)	49.5%	56.7%	72.9%	82.2%	90.4%
Hispanic or Latino	21.3%	17.2%	5.0%	2.0%	n/a
Black or African American	13.8%	14.8%	16.0%	13.7%	9.5%
Mixed	7.6%	4.0%	0.4%	–	–
Asian	4.6%	4.0%	2.4%	0.2%	–
Native American	3.4%	3.1%	4.2%	2.0%	0.1%

According to the 2020 census, the racial composition of Oklahoma City was as follows^[79] White or European American 49.5%, Hispanic or Latino 21.3%, Black or African American 13.8%, Asian 4.6%, Native American 2.8%, Native Hawaiian and Other Pacific Islander 0.2%, other race 0.4%, and two or more races (non-Hispanic) 7.6%. Its population has diversified since the 1940s census, where 90.4% was non-Hispanic white.^[22] An analysis

in 2017 found Oklahoma City to be the 8th least racially segregated significant city in the United States.^[80] Of the 20 largest US cities, Oklahoma City has the second-highest percentage of the population reporting two or more races on the Census, 7.6%, second to 8.9% in New York City.

2020

[edit]

Oklahoma City – Racial and ethnic composition


Note: the US Census treats Hispanic/Latino as an ethnic category. This table excludes Latinos from the racial categories and assigns them to a separate category.

Hispanics/Latinos may be of any race.

Race / Ethnicity (NH = Non-Hispanic)	Pop 2000 ^[81]	Pop 2010 ^[82]	Pop 2020 ^[83]	% 2000	% 2010	% 2020
White alone (NH)	327,225	328,582	337,063	64.65%	56.65%	49.49%
Black or African American alone (NH)	76,994	85,744	93,767	15.21%	14.78%	13.77%
Native American or Alaska Native alone (NH)	16,406	18,208	18,757	3.24%	3.14%	2.75%
Asian alone (NH)	17,410	23,051	31,163	3.44%	3.97%	4.58%
Pacific Islander alone (NH)	278	464	971	0.05%	0.08%	0.14%
Some Other Race alone (NH)	452	700	2,700	0.09%	0.12%	0.40%
Mixed Race or Multi-Racial (NH)	15,999	23,212	51,872	3.16%	4.00%	7.62%
Hispanic or Latino (any race)	51,368	100,038	144,761	10.15%	17.25%	21.26%
Total	506,132	579,999	681,054	100.00%	100.00%	100.00%

Metropolitan statistical area

[edit]



Old Interstate 40 Crosstown, Oklahoma City

Oklahoma City is the principal city of the eight-county Oklahoma City metropolitan statistical Area in Central Oklahoma and is the state's largest urbanized area. As of 2015, the metro area was the 41st largest in the nation based on population.^[84]

Religion

[edit]

The Association of Religion Data Archives in 2020 reported that the Southern Baptist Convention was the city and metropolitan area's most prominent Christian tradition with 213,008 members, Christianity being the area's predominant religion. Non/interdenominational Protestants were the second largest tradition with 195,158 members. The Roman Catholic Church claimed 142,491 adherents throughout the metropolitan region and Pentecostals within the Assemblies of God USA numbered 48,470.^[85] The remainder of Christians in the area held to predominantly Evangelical Christian beliefs in numerous evangelical Protestant denominations. Outside of Christendom, there were 4,230 practitioners of Hinduism and 2,078 Mahayana Buddhists. An estimated 8,904 residents practiced Islam during this study.^[85]


Crime

[edit]

Law enforcement claims Oklahoma City has traditionally been the territory of the notorious Juárez Cartel, but the Sinaloa Cartel has been reported as trying to establish a foothold in Oklahoma City. There are many rival gangs in Oklahoma City, one whose headquarters has been established in the city, the Southside Locos, traditionally known as Sureños.^[86]

Oklahoma City also has its share of violent crimes, particularly in the 1970s. The worst occurred in 1978 when six employees of a Sirloin Stockade restaurant on the city's south side were murdered execution-style in the restaurant's freezer. An intensive investigation followed, and the three individuals involved, who also killed three others in Purcell, Oklahoma, were identified. One, Harold Stafford, died in a motorcycle accident in Tulsa not long after the restaurant murders. Another, Verna Stafford, was sentenced to life without parole after being granted a new trial after she had been sentenced to death. Roger Dale Stafford, considered the mastermind of the murder spree, was executed by lethal injection at the Oklahoma State Penitentiary in 1995.^[87]

The Oklahoma City Police Department has a uniformed force of 1,169 officers and 300+ civilian employees. The department has a central police station and five substations covering 2,500 police reporting districts that average 1/4 square mile in size.




The Murrah Federal Building after the attack

On April 19, 1995, the Alfred P. Murrah Federal Building was destroyed by a fertilizer bomb manufactured and detonated by Timothy McVeigh. The blast and catastrophic collapse killed 168 people and injured over 680. The blast shock-wave destroyed or damaged 324 buildings within a 340-meter radius, destroyed or burned 86 cars, and shattered glass in 258 nearby buildings, causing at least an estimated \$652 million. McVeigh was convicted and subsequently executed by lethal injection on June 11, 2001.

Economy

[edit]

See also: List of companies based in Oklahoma City



The Sonic Drive-In restaurant chain is headquartered in Oklahoma City.

The economy of Oklahoma City, once just a regional power center of government and energy exploration, has since diversified to include the sectors of information technology, services, health services, and administration. The city is headquarters to two Fortune 500 companies: Expand Energy and Devon Energy,^[88] as well as being home to Love's Travel Stops & Country Stores, which is ranked thirteenth on Forbes' list of private companies^[89]

As of March 2024, the top 20 employers in the city were:^[90]

#	Employer	# of employees
1	State of Oklahoma (State Capital)	37,600
2	Tinker Air Force Base	26,000

3	Oklahoma State University-Stillwater	13,940
4	University of Oklahoma-Norman	11,530
5	Integrus Health	11,000
6	Amazon	8,000
7	Hobby Lobby Stores (HQ)	6,500
8	Mercy Health Center (HQ)	6,500
9	SSM Health Care (Regional HQ)	5,600
10	FAA Mike Monroney Aeronautical Center	5,150
11	University of Oklahoma Health Sciences Center	5000
12	City of Oklahoma City	4,500
13	OU Medical Center	4,360
14	Paycom (HQ)	4,200
15	The Boeing Company	3,740
16	Midfirst Bank (HQ)	3,100
17	Norman Regional Hospital	2,740
18	AT&T	2,700
19	OGE Energy Corp (HQ)	2,240
20	Dell	2,100

Other major corporations with a significant presence (over 1,000 employees) in the city of Oklahoma City include the United Parcel Service, Farmers Insurance Group, Great Plains Coca-Cola Bottling Company, Deaconess Hospital, Johnson Controls, MidFirst Bank, Rose State College, and Continental Resources.^[91]^[92]

While not in the city limits, other large employers within the Oklahoma City MSA include United States Air Force – Tinker AFB (27,000); University of Oklahoma (11,900); University of Central Oklahoma (2,900); and Norman Regional Hospital (2,800).^[91]

According to the Oklahoma City Chamber of Commerce, the metropolitan area's economic output grew by 33% between 2001 and 2005 due chiefly to economic diversification. Its gross metropolitan product (GMP) was \$43.1 billion in 2005^[93] and grew to \$61.1 billion in 2009.^[94] By 2016 the GMP had grown to \$73.8 billion.^[95]

In 2008, *Forbes* magazine reported that the city had falling unemployment, one of the strongest housing markets in the country and solid growth in energy, agriculture, and manufacturing.^[96] However, during the early 1980s, Oklahoma City had one of the worst job and housing markets due to the bankruptcy of Penn Square Bank in 1982 and then the post-1985 crash in oil prices (oil bust).^[citation needed]

Tourism

[edit]

Approximately 23.2 million visitors contributed \$4.3 billion to Oklahoma City's economy. These visitors directly spent \$2.6 billion, sustained nearly 34,000 jobs, and generated \$343 million in state and local taxes.^[97]

Business districts

[edit]

See also: Neighborhoods of Oklahoma City

Business and entertainment districts (and, to a lesser extent, local neighborhoods) tend to maintain their boundaries and character by applying zoning regulations and business improvement districts (districts where property owners agree to a property tax surcharge to support additional services for the community).^[98] Through zoning regulations, historic districts, and other special zoning districts, including overlay districts, are well established^[99] Oklahoma City has three business improvement districts, including one encompassing the central business district.

Culture

[edit]


Museums and theaters

[edit]



This article **needs additional citations for verification**. Please help improve this article by adding citations to reliable sources. Unsourced material may be challenged and removed.


Find sources: "Oklahoma City" – news · newspapers · books · scholar · JSTOR (April 2018) *(Learn how and when to remove this message)*



Water taxis in Oklahoma City's downtown Bricktown neighborhood

The Donald W. Reynolds Visual Arts Center is the new downtown home for the Oklahoma City Museum of Art. The museum features visiting exhibits, original selections from its

collection, a theater showing various foreign, independent, and classic films each week, and a restaurant. OKCMOA is also home to the most comprehensive collection of Chihuly glass in the world, including the 55-foot Eleanor Blake Kirkpatrick Memorial Tower in the Museum's atrium.^[100] The art deco Civic Center Music Hall, which was renovated in 2001, has performances from the Oklahoma City Ballet, the Oklahoma City Opera, the Oklahoma City Philharmonic, and also various concerts and traveling Broadway shows.



The Survivor Tree on the grounds of the Oklahoma City National Memorial

Other theaters include the Lyric Theatre, Jewel Box Theatre, Kirkpatrick Auditorium, the Poteet Theatre, the Oklahoma City Community College Bruce Owen Theater, and the 488-seat Petree Recital Hall at the Oklahoma City University campus. The university opened the Wanda L Bass School of Music and Auditorium in April 2006.

The Oklahoma Contemporary Arts Center (formerly City Arts Center) moved downtown in 2020, near Campbell Art Park at 11th and Broadway, after being at the Oklahoma State Fair fairgrounds since 1989. It features exhibitions, performances, classes, workshops, camps, and weekly programs.

The Science Museum Oklahoma (formerly Kirkpatrick Science and Air Space Museum at Omniplex) houses exhibits on science and aviation and an IMAX theater. The museum formerly housed the International Photography Hall of Fame (IPHF), which displays photographs and artifacts from an extensive collection of cameras and other artifacts preserving the history of photography. IPHF honors those who have contributed significantly to the art and/or science of photography and relocated to St. Louis, Missouri in 2013.

The Museum of Osteology displays over 450 real skeletons and houses over 7,000.^[101] Focusing on the form and function of the skeletal system, this 7,000 sq ft (650 m²) museum displays hundreds of skulls and skeletons from all corners of the world. Exhibits include adaptation, locomotion, classification, and diversity of the vertebrate kingdom. The Museum of Osteology is the only one of its kind in America.

The National Cowboy & Western Heritage Museum has galleries of western art^[102] and is home to the Hall of Great Western Performers.^[103]

In September 2021, the First Americans Museum opened to the public, focusing on the histories and cultures of the numerous tribal nations and many Indigenous peoples in the state of Oklahoma.^[104]

The Oklahoma City National Memorial in the northern part of Oklahoma City's downtown was created as the inscription on its eastern gate of the Memorial reads, "to honor the victims, survivors, rescuers, and all who were changed forever on April 19, 1995"; the memorial was built on the land formerly occupied by the Alfred P. Murrah Federal Building complex before its 1995 bombing. The outdoor Symbolic Memorial can be visited 24 hours a day for free, and the adjacent Memorial Museum, in the former *Journal Record* building damaged by the bombing, can be entered for a small fee. The site is also home to the National Memorial Institute for the Prevention of Terrorism, a non-partisan, nonprofit think tank devoted to preventing terrorism.

The American Banjo Museum in the Bricktown Entertainment district is dedicated to preserving and promoting the music and heritage of the banjo.^[105] Its collection is valued at \$3.5 million^[citation needed], and an interpretive exhibit tells the evolution of the banjo from its roots in American slavery, to bluegrass, to folk, and to world music.

The Oklahoma History Center is the state's history museum. Across the street from the governor's mansion at 800 Nazih Zuhdi Drive in northeast Oklahoma City, the museum opened in 2005 and is operated by the Oklahoma Historical Society. It preserves Oklahoma's history from the prehistoric to the present day.

The Oklahoma State Firefighters Museum contains early colonial firefighting tools, the first fire station in Oklahoma,^[106] and modern fire trucks.^[107]

Restaurants

[edit]


Florence's Restaurant in 2022 was named one of America's Classics by the James Beard Foundation.^[108]^[109] It was the first James Beard award for an Oklahoma entity.^[108] *The Oklahoman* called Florence's "The Grand Dame of all local restaurants".^[110] Andrew Black, chef/owner of Grey Sweater, won the 2023 James Beard Award for Best Chef Southwest.^[111]

The Food Network show *Diners, Drive-Ins, and Dives* has been to several restaurants in the Oklahoma City metropolitan area. Some of these include Cattlemen's Steakhouse, Chick N Beer, Clanton's Cafe, The Diner, Eischen's Bar, Florence's Restaurant, and Guyutes, among several others.^[112]

Sports

[edit]

Main article: Sports in Oklahoma City



Chickasaw Bricktown Ballpark, home of the Oklahoma City Comets

Oklahoma City is home to several professional sports teams, including the Oklahoma City Thunder of the National Basketball Association. The Thunder is the city's second "permanent" major professional sports franchise after the now-defunct AFL Oklahoma Wranglers. It is the third major-league team to call the city home when considering the temporary hosting of the New Orleans/Oklahoma City Hornets for the 2005–06 and 2006–07 NBA seasons. However, the Thunder was formerly the Sonics before the movement of the Sonics to OKC in 2008.

Other professional sports clubs in Oklahoma City include the Oklahoma City Comets, the Triple-A affiliate of the Los Angeles Dodgers, the Oklahoma City Energy FC of the United Soccer League, and the Crusaders of Oklahoma Rugby Football Club of USA Rugby. The Oklahoma City Blazers, a name used for decades of the city's hockey team in the Central Hockey League, has been used for a junior team in the Western States Hockey League since 2014.

The Paycom Center in downtown is the main multipurpose arena in the city, which hosts concerts, NHL exhibition games, and many of the city's pro sports teams. In 2008, the Oklahoma City Thunder became the primary tenant. Nearby in Bricktown, the Chickasaw Bricktown Ballpark is the home to the city's baseball team, the Comets. "The Brick", as it is locally known, is considered one of the finest minor league parks in the nation.^[113]

Oklahoma City hosts the World Cup of Softball and the annual NCAA Women's College World Series. The city has held 2005 NCAA Men's Basketball First and Second round and hosted the Big 12 Men's and women's basketball tournaments in 2007 and 2009. The major universities in the area – University of Oklahoma, Oklahoma City University, and Oklahoma State University – often schedule major basketball games and other sporting events at Paycom Center and Chickasaw Bricktown Ballpark. However, most home games are played at their campus stadiums.

Other major sporting events include Thoroughbred and Quarter Horse racing circuits at Remington Park and numerous horse shows and equine events that take place at the state fairgrounds each year. There are multiple golf courses and country clubs spread around the city.

High school football

[edit]

The state of Oklahoma hosts a highly competitive high school football culture, with many teams in the Oklahoma City metropolitan area. The Oklahoma Secondary School Activities Association (OSSAA) organizes high school football into eight distinct classes based on school enrollment size. Beginning with the largest, the classes are 6A, 5A, 4A, 3A, 2A, A, B, and C. Class 6A is broken into two divisions. Oklahoma City schools in include: Westmoore, Putnam City North, Putnam City, Putnam City West, Southeast, Capitol Hill, U.S. Grant, and Northwest Classen.^[114]

Oklahoma City Thunder

[edit]

The Oklahoma City Thunder of the National Basketball Association (NBA) has called Oklahoma City home since the 2008–09 season, when owner Clay Bennett relocated the franchise from Seattle, Washington. The Thunder plays home games in downtown Oklahoma City at the Paycom Center. The Thunder is known by several nicknames, including "OKC Thunder" and simply "OKC", and its mascot is Rumble the Bison.

After arriving in Oklahoma City for the 2008–09 season, the Oklahoma City Thunder secured a berth (8th) in the 2010 NBA Playoffs the following year after boasting its first 50-win season, winning two games in the first round against the Los Angeles Lakers. In 2012, Oklahoma City made it to the NBA Finals but lost to the Miami Heat in five games. In 2013, the Thunder reached the Western Conference semi-finals without All-Star guard Russell Westbrook, who was injured in their first-round series against the Houston Rockets, only to lose to the Memphis Grizzlies. In 2014, Oklahoma City reached the NBA's Western Conference Finals again but eventually lost to the San Antonio Spurs in six games.

Sports analysts have regarded the Oklahoma City Thunder as one of the elite franchises of the NBA's Western Conference and a media darling of the league's future. Oklahoma City earned Northwest Division titles every year from 2011 to 2014 and again in 2016 and has consistently improved its win record to 59 wins in 2014. The Thunder is led by third-year head coach Mark Daigneault and was anchored by All-Star point guard Russell Westbrook before a July 2019 trade that sent him to the Houston Rockets.

Hornets

[edit]

Main article: Effect of Hurricane Katrina on the New Orleans Hornets

In the aftermath of Hurricane Katrina, the NBA's New Orleans Hornets temporarily relocated to the Ford Center, playing the majority of its home games there during the 2005–06 and 2006–07 seasons. The team became the first NBA franchise to play regular-season games in Oklahoma.^[*citation needed*] The team was known as the New Orleans/Oklahoma City Hornets while playing in Oklahoma City. The team returned to New Orleans full-time for the 2007–08 season. The Hornets played their final home game in Oklahoma City during the exhibition season on October 9, 2007, against the Houston Rockets.

Professional sports teams

[edit]

Main article: Sports in Oklahoma City

Current professional sports teams

Sports Franchise	League	Sport	Founded	Stadium (capacity)
Oklahoma City Thunder	NBA	Basketball	2008	Paycom Center (18,203)
Oklahoma City Comets	MiLB	Baseball	1998	Chickasaw Bricktown Ballpark (13,066)
Oklahoma City Blue	NBA G League	Basketball	2018	Paycom Center (18,203)
Oklahoma City Energy	USL Championship (Division 2)	Soccer	2018	Taft Stadium (7,500)
Oklahoma City Football Club	Women's Premier Soccer League	Soccer	2022	Brian Harvey Field (1,500)
Oklahoma City Spark	Women's Professional Fastpitch	Softball	2023	USA Softball Hall of Fame Stadium (13,500)


2028 Olympics

[edit]

Venues in Oklahoma City will host two events during the 2028 Summer Olympics, which will primarily be held in Los Angeles. The LA Olympic Organizing Committee opted to have canoe slalom and softball in Oklahoma City, given the lack of acceptable venues for those sports in Los Angeles. Riversport OKC will host the canoe slalom competition, while Devon Park will host the softball competition. Oklahoma City is located approximately 1,300 miles away from Los Angeles.^[115]

Parks and recreation

[edit]



Myriad Botanical Gardens, the centerpiece of downtown OKC's central business district

One of the more prominent landmarks of downtown Oklahoma City is the Crystal Bridge tropical conservatory at the Myriad Botanical Gardens, a large downtown urban park. Designed by I. M. Pei, the park also includes the Water Stage amphitheater, a bandshell, and lawn, a sunken pond complete with koi, an interactive children's garden complete with a carousel and water sculpture, various trails and interactive exhibits that rotate throughout the year including the ice skating in the Christmas winter season. In 2007, following a renovation of the stage, *Oklahoma Shakespeare In The Park* relocated to the Myriad Gardens. Bicentennial Park, also downtown located near the Oklahoma City Civic Center campus, is home to the annual *Festival of the Arts* in April.

The Scissortail Park is just south of the Myriad Gardens, a large interactive park that opened in 2021. This park contains a large lake with paddleboats, a dog park, a concert stage with a great lawn, a promenade including the Skydance Bridge, a children's interactive splash park and playground, and numerous athletic facilities. Farmers Market is a common attraction at Scissortail Park during the season, and there are multiple film showings, food trucks, concerts, festivals, and civic gatherings.

Returning to the city's first parks masterplan, Oklahoma City has at least one major park in each quadrant outside downtown. Will Rogers Park, the Grand Boulevard loop once connected Lincoln Park, Trosper Park, and Woodson Park, some sections of which no longer exist. Martin Park Nature Center is a natural habitat in far northwest Oklahoma City. Will Rogers Park is home to the *Lycan Conservatory*, the Rose Garden, and the Butterfly Garden, all built in the WPA era. In April 2005, the *Oklahoma City Skate Park* at Wiley Post Park was renamed the *Mat Hoffman Action Sports Park* to recognize Mat Hoffman, an Oklahoma City area resident and businessman who was instrumental in the design of the skate park and is a 10-time BMX World Vert champion.^[116]

Walking trails line the Bricktown Canal and the Oklahoma River in downtown. The city's bike trail system follows around Lake Hefner and Lake Overholser in the northwest and west quadrants of the city. The majority of the east shore area of Lake Hefner is taken up by parks and bike trails, including a new leashless dog park and the postwar-era *Stars and Stripes Park*, and eateries near the lighthouse. Lake Stanley Draper, in southeast Oklahoma City, is the city's largest and most remote lake, offering a genuine rural yet still urban experience.

The Oklahoma City Zoo and Botanical Garden is home to numerous natural habitats, WPA era architecture and landscaping, and major touring concerts during the summer at its amphitheater. Nearby is a combination racetrack and casino, Remington Park, which hosts both Quarter Horse (March – June) and Thoroughbred (August—December) seasons.


Oklahoma City is also home to the American Banjo Museum, which houses a large collection of highly decorated banjos from the early 20th century and exhibits the banjo's history and its place in American history. Concerts and lectures are also held there.

Government


[edit]

Main article: Government of Oklahoma City

See also: List of mayors of Oklahoma City



Oklahoma State Capitol, seen from the OK History Center




The Art Deco city hall building, a block from the Civic Center

The City of Oklahoma City has operated under a council-manager form of city government since 1927.^[117] David Holt assumed the office of Mayor on April 10, 2018, after being elected two months earlier.^[118] Eight councilpersons represent each of the eight wards of Oklahoma City. The City Council appointed current City Manager Craig Freeman on November 20, 2018. Freeman took office on January 2, 2018, succeeding James D. Couch, who had served in the role since 2000. Before becoming City Manager, Craig Freeman served as Finance Director for the city.^[119]

Politics

[edit]

Similar to many American cities, Oklahoma City is politically conservative in its suburbs and liberal in the central city. In the United States House of Representatives, it is represented by Republicans Stephanie Bice and Tom Cole of the 5th and 4th districts, respectively. The city has called on residents to vote for sales tax-based projects to revitalize parts of the city. The Bricktown district is the best example of such an initiative. In the recent MAPS 3 vote, the city's fraternal police order criticized the project proposals for not doing enough to expand the police presence to keep up with the growing residential population and increased commercial activity. In September 2013, Oklahoma City area attorney David Slane announced he would pursue legal action regarding MAPS3 on claims the multiple projects that made up the plan violate a state constitutional law limiting voter ballot issues to a single subject.^[120]



Oklahoma City region population dot map and 2016 presidential election results by precinct (click to enlarge).

Oklahoma County Voter Registration and Party Enrollment as of November 1, 2020^[121]

Party	Number of Voters	Percentage
█ Democratic	164,628	37.26%
█ Republican	189,991	43.00%
█ Libertarian	3,385	0.77%
█ Unaffiliated	83,799	18.97%
Total	441,803	100%

International relations

Consulates

[edit]

Consulate	Date	Consular District
Guatemalan Consulate-General, Oklahoma City ^[122]	06.2017	Oklahoma, Kansas

Mexican Consulate, Oklahoma City ^[123]	05.2023	Oklahoma
Germany Honorary Consulate, Oklahoma City		

Twin towns – sister cities

[edit]

Oklahoma City's sister cities are:^[124]

- ~~Braz~~ Rio de Janeiro, Brazil
- ~~Chin~~ Haikou, China
- ~~Mexico~~ Puebla, Mexico
- ~~Peru~~ Piura, Peru
- ~~Rwanda~~ Kigali, Rwanda
- ~~Russia~~ Igarka, Russia (suspended August, 2022)
- ~~Taiwan~~ Tainan, Taiwan
- ~~Taiwan~~ Taipei, Taiwan
- ~~Australia~~ Darwin, Australia


Education

[edit]

Higher education

[edit]

See also: List of colleges and universities in Oklahoma City



OU Health Sciences Center in Oklahoma City

The city is home to several colleges and universities. Oklahoma City University, formerly known as Epworth University, was founded by the United Methodist Church on September 1, 1904, and is known for its performing arts, science, mass communications, business, law, and athletic programs. OCU has its main campus in the north-central section of the city, near the city's Asia District area. OCU Law is in the old Central High School building in the Midtown district near downtown.

The University of Oklahoma has several institutions of higher learning in the city and metropolitan area, with OU Medicine and the University of Oklahoma Health Sciences Center campuses east of downtown in the Oklahoma Health Center district, and the main campus to the south in the suburb of Norman. OU Medical Center hosts the state's only Level-One trauma center. OU Health Sciences Center is one of the nation's largest independent medical centers, employing over 12,000 people.^[125] OU is one of only four major universities in the nation to operate six medical schools.^[clarification needed]

The third-largest university in the state, the University of Central Oklahoma, is just north of the city in the suburb of Edmond. Oklahoma Christian University, one of the state's private liberal arts institutions, is just south of the Edmond border, inside the Oklahoma City limits.^[126]

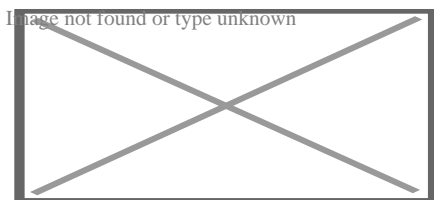
Oklahoma City Community College in south Oklahoma City is the second-largest community college in the state. Rose State College is east of Oklahoma City in suburban Midwest City. Oklahoma State University—Oklahoma City is in the "Furniture District" on the Westside. Northeast of the city is Langston University, the state's historically black college (HBCU). Langston also has an urban campus in the eastside section of the city. Southern Nazarene University, which was founded by the Church of the Nazarene, is a university in suburban Bethany, which is surrounded by the Oklahoma City city limits.

Although technically not a university, the FAA's Mike Monroney Aeronautical Center has many aspects of an institution of higher learning. Its FAA Academy is accredited by the Higher Learning Commission. Its Civil Aerospace Medical Institute (CAMI) has a medical education division responsible for aeromedical education in general, as well as the education of aviation medical examiners in the U.S. and 93 other countries. In addition, The National Academy of Science offers Research Associateship Programs for fellowship and other grants for CAMI research.

Primary and secondary

[edit]

Main article: Education in Oklahoma City



Bishop McGuinness Catholic High School

Oklahoma City is home to (as of 2009) the state's largest school district, Oklahoma City Public Schools,^[127] which covers the most significant portion of the city.^[128] The district's Classen School of Advanced Studies and Harding Charter Preparatory High School rank high among public schools nationally according to a formula that looks at the number of

Advanced Placement, International Baccalaureate and/or Cambridge tests taken by the school's students divided by the number of graduating seniors.^[129] In addition, OKCPS's Belle Isle Enterprise Middle School was named the top middle school in the state according to the Academic Performance Index and recently received the Blue Ribbon School Award, in 2004 and again in 2011.^[130]

Due to Oklahoma City's explosive growth, parts of several suburban districts spill into the city. All but one of the school districts in Oklahoma County includes portions of Oklahoma City. The other districts in that county covering OKC include: Choctaw/Nicoma Park, Crooked Oak, Crutch, Deer Creek, Edmond, Harrah, Jones, Luther, McLoud, Mid-Del, Millwood, Moore, Mustang, Oakdale, Piedmont, Putnam City, and Western Heights.^[128] School districts in Cleveland County covering portions of Oklahoma City include: Little Axe, McLoud, Mid-Del, Moore, and Robin Hill.^[131] Within Canadian County, Banner, Mustang, Piedmont, Union City, and Yukon school districts include parts of OKC.^[132]

There are also charter schools. KIPP Reach College Preparatory School in Oklahoma City received the 2012 National Blue Ribbon, and its school leader, Tracy McDaniel Sr., was awarded the Terrel H. Bell Award for Outstanding Leadership.

The city also boasts several private and parochial schools. Casady School and Heritage Hall School are both examples of a private college preparatory school with rigorous academics that range among the top in Oklahoma. Providence Hall is a Protestant school. Two prominent schools of the Archdiocese of Oklahoma City include Bishop McGuinness High School and Mount Saint Mary High School. Other private schools include the Advanced Science and Technology Education Center and Crossings Christian School.

The Oklahoma School of Science and Mathematics, a school for some of the state's most gifted math and science pupils, is also in Oklahoma City.

CareerTech

[edit]

Oklahoma City has several public career and technology education schools associated with the Oklahoma Department of Career and Technology Education, the largest of which are Metro Technology Center and Francis Tuttle Technology Center.

Private career and technology education schools in Oklahoma City include Oklahoma Technology Institute, Platt College, Vatterott College, and Heritage College. The Dale Rogers Training Center is a nonprofit vocational training center for individuals with disabilities.

Media

[edit]

See also: Media in Oklahoma City

Print

[edit]

The Oklahoman is Oklahoma City's major daily newspaper and is the most widely circulated in the state. NewsOK.com is the Oklahoman's online presence. *Oklahoma Gazette* is Oklahoma City's independent newsweekly, featuring such staples as local commentary, feature stories, restaurant reviews, movie listings, and music and entertainment. *The Journal Record* is the city's daily business newspaper, and *okcBIZ* is a monthly publication that covers business news affecting those who live and work in Central Oklahoma.

Numerous community and international newspapers cater to the city's ethnic mosaic, such as *The Black Chronicle*, headquartered in the Eastside, the OK VIETIMES and *Oklahoma Chinese Times*, in Asia District, and various Hispanic community publications. *The Campus* is the student newspaper at Oklahoma City University. Gay publications include *The Gayly Oklahoman*.

An upscale lifestyle publication called *405 Magazine* (formerly Slice Magazine) is circulated throughout the metropolitan area.^[133] In addition, there is a magazine published by *Back40 Design Group* called *The Edmond Outlook*. It contains local commentary and human interest pieces directly mailed to over 50,000 Edmond residents.

Ready Player One is set in Oklahoma City in the year 2045.

Broadcast

[edit]

Oklahoma City was home to several pioneers in radio and television broadcasting. Oklahoma City's WKY Radio was the first radio station transmitting west of the Mississippi River and the third radio station in the United States.^[134] WKY received its federal license in 1921 and has continually broadcast under the same call letters since 1922. In 1928, WKY was purchased by E.K. Gaylord's Oklahoma Publishing Company and affiliated with the NBC Red Network; in 1949, WKY-TV (channel 4) went on the air and later became the first independently owned television station in the U.S. to broadcast in color.^[134] In mid-2002, WKY radio was purchased outright by Citadel Broadcasting, who was bought out by Cumulus Broadcasting in 2011. The Gaylord family earlier sold WKY-TV in 1976, which has gone through a succession of owners (what is now KFOR-TV is owned by Nexstar Media Group as of October 2019).

The major U.S. broadcast television networks have affiliates in the Oklahoma City market (ranked 41st for television by Nielsen and 48th for radio by Arbitron, covering a 34-county area serving the central, north-central and west-central sections of Oklahoma); including

NBC affiliate KFOR-TV (channel 4), ABC affiliate KOCO-TV (channel 5), CBS affiliate KWTW-DT (channel 9, the flagship of locally based Griffin Media), PBS station KETA-TV (channel 13, the flagship of the state-run OETA member network), Fox affiliate KOKH-TV (channel 25), independent station KOCB (channel 34), CW owned-and-operated station KAUT-TV (channel 43), MyNetworkTV affiliate KSBI-TV (channel 52), and Ion Television affiliate KOPX-TV (channel 62). The market is also home to several religious stations, including TBN owned-and-operated station KTBO-TV (channel 14) and Norman-based Daystar owned-and-operated station KOCM (channel 46).

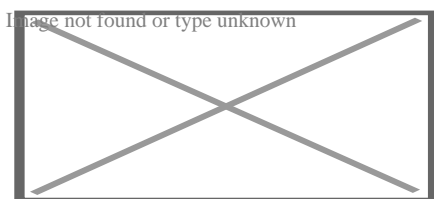
Despite the market's geographical size, none of the English-language commercial affiliates in the Oklahoma City designated market area operate full-power satellite stations covering the far northwestern part of the state (requiring cable or satellite to view them). However, KFOR-TV, KOCO-TV, KWTW-DT, and KOKH-TV each operate low-power translators in that portion of the market. Oklahoma City is one of the few markets between Chicago and Dallas to have affiliates of two or more of the significant Spanish-language broadcast networks: Telemundo affiliate KTUZ-TV (channel 30), Woodward-based Univision/UniMás affiliate KUOK 35 (whose translator KUOK-CD, channel 36, serves the immediate Oklahoma City area), and Estrella TV affiliate KOCY-LD (channel 48). (Locally based Tyler Media Group, which owns the three stations above, also owns eight radio stations in the market, including Regional Mexican-formatted KTUZ-FM (106.7) and news–talk outlet KOKC (1520 AM).)

Infrastructure

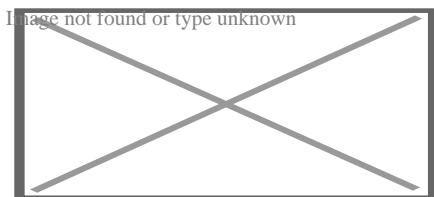
[edit]

Fire department

[edit]



OKCFD dive team at Lake Hefner



OKCFD ambulance

Oklahoma City is protected by the Oklahoma City Fire Department (OKCFD), which employs 1015 paid, professional firefighters. The current Chief of Department is Richard

Kelley, and the department is commanded by three Deputy Chiefs, who – along with the department chief – oversee the Operational Services, Prevention Services, and Support Services bureaus. The OKCFD operates out of 37 fire stations throughout the city in six battalions. The OKCFD operates a fire apparatus fleet of 36 engine companies (including 30 paramedic engines), 13 ladder companies, 16 brush pumper units, six water tankers, two hazardous materials units, one Technical Rescue Unit, one Air Supply Unit, six Arson Investigation Units, and one Rehabilitation Unit along with several special units. Each engine Company is staffed with a driver, an officer, and one to two firefighters, while each ladder company is staffed with a driver, an officer, and one firefighter. The minimum staffing for each shift is 213 personnel. The Oklahoma City Fire Department responds to over 70,000 emergency calls annually.^{[135][136][137]}

Transportation

[edit]

Main article: Transportation in Oklahoma City

Highway

[edit]

Oklahoma City is an integral point on the United States Interstate Network, with three major interstate highways – Interstate 35, Interstate 40, and Interstate 44 – bisecting the city. Interstate 240 connects Interstate 40 and Interstate 44 in south Oklahoma City. At the same time, Interstate 235 spurs from Interstate 44 in north-central Oklahoma City into downtown. Interstate 44, between NW 23rd St and NW 36th St, is the busiest roadway in the city and state, with an average daily traffic count of 167,200 vehicles per day in 2018.^[138]

Major state expressways through the city include Lake Hefner Parkway (SH-74), the Kilpatrick Turnpike, Airport Road (SH-152), and Broadway Extension (US-77) which continues from I-235 connecting Central Oklahoma City to Edmond. Lake Hefner Parkway runs through northwest Oklahoma City, while Airport Road runs through southwest Oklahoma City and leads to Will Rogers World Airport. The Kilpatrick Turnpike loops around north and west Oklahoma City.

Oklahoma City also has several major national and state highways within its city limits. Shields Boulevard (US-77) continues from E.K. Gaylord Boulevard in downtown Oklahoma City and runs south, eventually connecting to I-35 near the suburb of Moore, Oklahoma. Northwest Expressway (Oklahoma State Highway 3) runs from North Classen Boulevard in north-central Oklahoma City to the northwestern suburbs.

The following significant expressways traverse Oklahoma City:

- Interstate 35


- Interstate 40 (Crosstown Expressway, Stanley Draper Expressway, Tinker Diagonal, Tom Stead Memorial Highway)
- Interstate 44 (Turner Turnpike, Belle Isle Freeway, Will Rogers Expressway, H.E. Bailey Turnpike)
- Interstate 235 (Centennial Expressway) / U.S. 77 (Broadway Extension)
- Interstate 240 (Southwest Expressway)
- Lake Hefner Parkway (State Highway 74)
- Airport Road (State Highway 152)
- Kilpatrick Turnpike

Air

[edit]

Oklahoma City is served by two primary airports, Will Rogers World Airport and the much smaller Wiley Post Airport (incidentally, the two honorees died in the same plane crash in Alaska)^[139] Will Rogers World Airport is the state's busiest commercial airport, with 4,341,159 passengers served in 2018, a historical record.^[140]

Tinker Air Force Base, in southeast Oklahoma City, is the largest military air depot in the nation. It is a major maintenance and deployment facility for the Navy and the Air Force and the second largest military institution in the state (after Fort Sill in Lawton).



United Airlines Embraer 170 aircraft at the East Concourse of Will Rogers World Airport

Rail and intercity bus

[edit]


Amtrak has a station downtown at the Santa Fe Depot, with daily service to Fort Worth and the nation's rail network via the Heartland Flyer. Oklahoma City once was the crossroads of several interstate passenger railroads at the Santa Fe Depot, the Union Station, and the Missouri-Kansas-Texas Railroad station.^[141] But service at that level has long since been discontinued. However, several proposals to extend the current train service have been made, including a plan to expand the Heartland Flyer to Newton, Kansas, which is currently being connected through Amtrak Thruway. Freight service is provided by BNSF Railway, Union Pacific Railroad, and Stillwater Central.

Greyhound and several other intercity bus companies serve Oklahoma City at the Union Bus Station in downtown.

Public transit

[edit]

Main articles: Embark (transit authority) and Oklahoma City Streetcar



Streetcar of the OKC Streetcar system passing the historic First United Methodist Church, in downtown

Embark (formerly Metro Transit) is the city's public transit company. The primary transfer terminal is downtown at NW 5th Street and Hudson Avenue. Embark maintains limited coverage of the city's primary street grid using a hub-and-spoke system from the main terminal, making many journeys impractical due to the relatively small number of bus routes offered and that most trips require a transfer downtown. The city has recognized transit as a significant issue for the rapidly growing and urbanizing city. It has initiated several recent studies to improve the existing bus system, starting with a plan known as the Fixed Guideway Study.^[142] This study identified several potential commuter transit routes from the suburbs into downtown OKC as well as feeder-line bus and/or rail routes throughout the city.

Though Oklahoma City has no light rail or commuter rail service, city residents identified improved transit as one of their top priorities. From the fruits of the Fixed Guideway and other studies, city leaders strongly desire to incorporate urban rail transit into the region's future transportation plans. The greater Oklahoma City metropolitan transit plan identified from the Fixed Guideway Study includes a streetcar system in the downtown area, to be fed by enhanced city bus service and commuter rail from the suburbs including Edmond, Norman, and Midwest City. There is a significant push for a commuter rail line connecting downtown OKC with the eastern suburbs of Del City, Midwest City, and Tinker Air Force Base. In addition to commuter rail, a short heritage rail line that would run from Bricktown just a few blocks away from the Amtrak station to the Adventure District in northeast Oklahoma City is under reconstruction.

In December 2009, Oklahoma City voters passed MAPS 3, the \$777 million (7-year, 1-cent tax) initiative. This initiative would generate funding (approx. \$130 million) for the modern Oklahoma City Streetcar system in downtown Oklahoma City and the establishment of a

transit hub.

On September 10, 2013, the federal government announced that Oklahoma City would receive a \$13.8-million grant from the U.S. Department of Transportation's TIGER program. This was the first-ever grant for Oklahoma City for a rail-based initiative and is thought to be a turning point for city leaders who have applied for grants in the past, only to be denied continuously. It is believed the city will use the TIGER grant along with approximately \$10 million from the MAPS 3 Transit budget to revitalize the city's Amtrak station, becoming an Intermodal Transportation Hub, taking over the role of the existing transit hub at NW 5th/Hudson Ave.^[citation needed]

Construction of the Oklahoma City Streetcar system in Downtown OKC began in early 2017,^[143] and the system opened for service in December 2018.^{[144][145]} Also known as the Maps 3 Streetcar, it connects the areas of Bricktown, Midtown and Downtown. The 6.9 mi (11.1 km) system serves the greater Downtown area using modern low-floor streetcars. The initial system consists of two lines connecting Oklahoma City's Central Business District with the entertainment district, Bricktown, and the Midtown District. Expansion to other districts surrounding downtown and more routes in the CBD is already underway.^[citation needed]


Walkability

[edit]

A 2013 study by Walk Score ranked Oklahoma City the 43rd most walkable out of the 50 largest U.S. cities. Oklahoma City has 18 neighborhoods with a Walk Score above 60, mainly close to the downtown core.^[146]

Health

[edit]




OU Physicians Center

Oklahoma City and the surrounding metropolitan area have several healthcare facilities and specialty hospitals. In Oklahoma City's MidTown district near downtown resides the state's oldest and largest single-site hospital, St. Anthony Hospital and Physicians Medical

Center.

OU Medicine, an academic medical institution on the campus of The University of Oklahoma Health Sciences Center, is home to OU Medical Center. OU Medicine operates Oklahoma's only level-one trauma center at the OU Medical Center and the state's only level-one trauma center for children at Children's Hospital at OU Medicine,^[147] both of which are in the Oklahoma Health Center district. Other medical facilities operated by OU Medicine include OU Physicians and OU Children's Physicians, the OU College of Medicine, the Oklahoma Cancer Center, and OU Medical Center Edmond, the latter in the northern suburb of Edmond.



INTEGRIS Baptist Medical Center

INTEGRIS Health owns several hospitals, including INTEGRIS Baptist Medical Center, the INTEGRIS Cancer Institute of Oklahoma,^[148] and the INTEGRIS Southwest Medical Center.^[149] INTEGRIS Health operates hospitals, rehabilitation centers, physician clinics, mental health facilities, independent living centers, and home health agencies throughout much of Oklahoma. INTEGRIS Baptist Medical Center ranks high-performing in the following categories: Cardiology and Heart Surgery; Diabetes and Endocrinology; Ear, Nose and Throat; Gastroenterology; Geriatrics; Nephrology; Orthopedics; Pulmonology and Urology.

The Midwest Regional Medical Center is in the suburb of Midwest City; other significant hospitals include the Oklahoma Heart Hospital and the Mercy Health Center. There are 347 physicians for every 100,000 people in the city.

In the American College of Sports Medicine's annual ranking of the United States' 50 most populous metropolitan areas on the basis of community health, Oklahoma City took last place in 2010, falling five spots from its 2009 rank of 45.^[150] The ACSM's report, published as part of its American Fitness Index program, cited, among other things, the poor diet of residents, low levels of physical fitness, higher incidences of obesity, diabetes, and cardiovascular disease than the national average, low access to recreational facilities like swimming pools and baseball diamonds, the paucity of parks and low investment by the city in their development, the high percentage of households below the poverty level, and the lack of state-mandated physical education curriculum as contributing factors.^[151]

Notable people

[edit]

For a more comprehensive list, see List of people from Oklahoma City.

See also

[edit]

- Coyle v. Smith
- History of Oklahoma
- List of mayors of Oklahoma City
- USS *Oklahoma City*, 2 ships

Portals:

-  Geography image not found or type unknown
-  North America image not found or type unknown
-  Oklahoma image not found or type unknown
-  United States image not found or type unknown
-  Cities image not found or type unknown

Notes

[edit]

- [^] Mean monthly maxima and minima (i.e. the expected highest and lowest temperature readings at any point during the year or given month) calculated based on data at said location from 1991 to 2020.
- [^] Official records for Oklahoma City were kept at the Weather Bureau Office from November 1890 to December 1953, and at Will Rogers World Airport since January 1954. For more information, see Threadex

References

[edit]

- [^] *Lackmeyer, Steve (December 24, 2019). "Why Oklahoma City as 'The Big Friendly' lacks a friendly embrace". Retrieved August 29, 2023.*
- [^] U.S. City Monikers, Tagline Guru website, accessed January 5, 2008
- [^] **a b** "Oklahoma City". *Oklahoma History Society*. Archived from the original on April 2, 2016. Retrieved April 12, 2016.
- [^] "ArcGIS REST Services Directory". *United States Census Bureau*. Retrieved September 20, 2022.
- [^] **a b** U.S. Geological Survey Geographic Names Information System: Oklahoma City
- [^] "2020 Population and Housing State Data". *United States Census Bureau*. Retrieved August 22, 2021.
- [^] "Total Gross Domestic Product for Oklahoma City, OK (MSA)". *fred.stlouisfed.org*.
- [^] "Zip Code Lookup". *USPS*. Archived from the original on November 4, 2010. Retrieved December 11, 2008.
- [^] "Find a County". *National Association of Counties*. Archived from the original on May 31, 2011. Retrieved June 7, 2011.
- [^] "U.S. Census Bureau QuickFacts: Oklahoma City city, Oklahoma".
- [^] **a b** "Metropolitan and Micropolitan Statistical Areas". 2018 Population Estimates. *United States Census Bureau, Population Division*. April 15, 2019. Retrieved April 18,

2019. [permanent dead link]

12. ^ "Stockyards City | Oklahoma City Districts". *Visitokc.com*.
13. ^ Shariat, Sheryll; Mallonee, Sue; Stidham, Shelli Stephens (December 1998). *Oklahoma City Bombing Injuries (PDF) (Report)*. Injury Prevention Service, Oklahoma State Department of Health. pp. 2–3. Retrieved October 21, 2024.
14. ^ **a b** "Tornadoes Which Have Occurred in the Oklahoma City, Oklahoma Area Since 1890". *National Weather Service Norman Oklahoma*. Archived from the original on February 17, 2017. Retrieved December 8, 2015.
15. ^ (2009) Kansas Historical Society, Ioway-Otoe-Missouria Language Project, English to Ioway-Otoe-Missouria Dictionary, "Dictionary N-O (English to Baxoje)", "Oklahoma City, Okla.". Link
16. ^ Gordon Whittaker, 2005, "A Concise Dictionary of the Sauk Language", The Sac & Fox National Public Library Stroud, Oklahoma. [1]
17. ^ Hoig, Stan. "Land Run of 1889". *Encyclopedia of Oklahoma History & Culture*. Oklahoma Historical Society. Archived from the original on February 21, 2014. Retrieved January 29, 2014.
18. ^ Wilson, Linda D. "Oklahoma City", Archived May 25, 2011, at the Wayback Machine, *Encyclopedia of Oklahoma History and Culture* Archived February 1, 2015, at the Wayback Machine. Retrieved January 26, 2010.
19. ^ Wilson. *Encyclopedia of Oklahoma History and Culture* Archived February 1, 2015, at the Wayback Machine
20. ^ Curtis, Gene. "Only in Oklahoma: State capital location was a fight to the finish", *Tulsa World*. Retrieved February 4, 2010.
21. ^ "Oklahoma Oil: Past, Present and Future" (PDF). *Ogs.ou.edu*.
22. ^ **a b c d e** "Race and Hispanic Origin for Selected Cities and Other Places: Earliest Census to 1990". *U.S. Census Bureau*. Archived from the original on August 12, 2012.
23. ^ Smallwood, James M. (1977). "Mr. Oklahoma City". *Urban Builder : Life and Times of Stanley Draper*. University of Oklahoma Press. pp. 197–198. ISBN 0-8061-1447-9.
24. ^ **a b** Dean, Bryan (December 28, 2012). "Former Oklahoma City Mayor Patience Latting dies at age 94". *The Oklahoman*. Retrieved January 11, 2013.
25. ^ "Criterion Group". *OKCHistory.com*. Archived from the original on October 7, 2011. Retrieved October 20, 2009.
26. ^ "The Criterion Group, main page". *The Criterion Group*. Archived from the original on October 29, 2009. Retrieved October 20, 2009.
27. ^ "Baum Building". *OKCHistory.org*. Archived from the original on July 7, 2009. Retrieved October 20, 2009.
28. ^ "Hales Building". *OKCHistory.org*. Archived from the original on July 7, 2009. Retrieved October 21, 2009.
29. ^ Lackmeyer and Money, pp. 20, 42.
30. ^ "Biltmore Hotel". *OKCHistory.org*. Archived from the original on July 25, 2009. Retrieved October 20, 2009.
31. ^ Metropolitan Area Projects, Greater Oklahoma City Chamber. Retrieved February 5, 2010.

32. ^ *"Victims of the Oklahoma City bombing". USA Today. Associated Press. June 20, 2001. Archived from the original on February 15, 2012.*
33. ^ *"Oklahoma City National Memorial". National Park Service. Archived from the original on May 14, 2011.*
34. ^ *"Core to Shore at City of Oklahoma City". Okc.gov. Archived from the original on May 27, 2010.*
35. ^ *"About Oklahoma City". okc.gov. Archived from the original on February 23, 2016. Retrieved February 25, 2016.*
36. ^ *Oklahoma Geography, NetState.com . Retrieved February 4, 2010.*
37. ^ *"Ecoregions of Oklahoma" (PDF). Retrieved September 24, 2008. [permanent dead link]*
38. ^ *History of the Oklahoma City Zoo Archived January 17, 2016, at the Wayback Machine, Oklahoma City Life Web site. Retrieved February 5, 2010.*
39. ^ *Elmias Thomas Collection Projects Series Archived November 15, 2014, at the Wayback Machine, University of Oklahoma. Retrieved February 5, 2010.*
40. ^ *2008 Oklahoma River [permanent dead link], City of Oklahoma City. Retrieved February 4, 2010. [dead link]*
41. ^ *American Fact Finder Table GCT-PH1 retrieved on July 17, 2008*
42. ^ *About Archived May 16, 2009, at the Wayback Machine, Modern Transit Project. Retrieved February 5, 2010.*
43. ^ *"Devon Energy Center, Oklahoma City". SkyscraperPage.com. Retrieved February 16, 2022.*
44. ^ *"Cotter Ranch Tower, Oklahoma City". SkyscraperPage.com. Retrieved February 16, 2022.*
45. ^ *"First National Center, Oklahoma City". SkyscraperPage.com. Retrieved February 16, 2022.*
46. ^ *"BOK Park Plaza, Oklahoma City". SkyscraperPage.com. Retrieved February 16, 2022.*
47. ^ *"First Oklahoma Tower, Oklahoma City". SkyscraperPage.com. Retrieved February 16, 2022.*
48. ^ *"Strata Tower, Oklahoma City". SkyscraperPage.com. Retrieved February 16, 2022*
49. ^ *"City Place, Oklahoma City". SkyscraperPage.com. Retrieved February 16, 2022.*
50. ^ *"Valliance Bank Tower, Oklahoma City". SkyscraperPage.com. Retrieved February 16, 2022.*
51. ^ *"One Leadership Square, Oklahoma City". SkyscraperPage.com. Retrieved February 16, 2022.*
52. ^ *"Bank of Oklahoma Plaza, Oklahoma City". SkyscraperPage.com. Retrieved February 16, 2022.*
53. ^ *"Scissortail Park | City of OKC". Okc.gov.*
54. ^ *"Climatological averages and records" NWS Norman, Oklahoma. Retrieved August 22, 2012.*
55. ^ **a b c** *"NowData ? NOAA Online Weather Data". National Oceanic and Atmospheric Administration. Retrieved May 31, 2021.*
56. ^ *Miller, Brandon (February 16, 2021). "These US cities had the coldest morning in decades -- with some reaching all-time record lows". CNN. Retrieved February 16,*

2021.

57. ^ NOAA (2013). "Regional Climate Trends and Scenarios for the U.S. National Climate Assessment" (PDF). p. 58.
58. ^ "The Great Plains Tornado Outbreak of May 3–4, 1999". National Weather Service Norman Oklahoma. Retrieved May 30, 2013.
59. ^ "The Tornado Outbreak of May 20, 2013". National Weather Service Norman, Oklahoma. 2013. Retrieved May 30, 2013.
60. ^ "The May 31 – June 1, 2013 Tornado and Flash Flooding Event". National Weather Service Norman, Oklahoma. 2013. Retrieved June 10, 2013.
61. ^ "After massive storms in Oklahoma and Texas, at least nine killed and 30 people missing". Washington Post. May 26, 2015.
62. ^ "Station Name: OK OKLAHOMA CITY WILL ROGERS AP". U.S. Climate Normals 2020: U.S. Monthly Climate Normals (1991–2020). National Oceanic and Atmospheric Administration. Archived from the original on February 4, 2024. Retrieved May 31, 2021.
63. ^ "WMO Climate Normals for OKLAHOMA CITY/WSFO AP OK 1961–1990". National Oceanic and Atmospheric Administration. Archived from the original on February 4, 2024. Retrieved March 11, 2014.
64. ^ "Oklahoma City, Oklahoma, USA – Monthly weather forecast and Climate data". Weather Atlas. Retrieved January 28, 2019.
65. ^ "Annual Estimates of the Resident Population for Counties: April 1, 2020 to July 1, 2023". United States Census Bureau. Retrieved May 16, 2024.
66. ^ "U.S. Decennial Census". United States Census Bureau. Retrieved February 21, 2015.
67. ^ "Historical Census Browser". University of Virginia Library. Archived from the original on August 11, 2012. Retrieved February 21, 2015.
68. ^ Forstall, Richard L., ed. (March 27, 1995). "Population of Counties by Decennial Census: 1900 to 1990". United States Census Bureau. Retrieved February 21, 2015.
69. ^ "Census 2000 PHC-T-4. Ranking Tables for Counties: 1990 and 2000" (PDF). United States Census Bureau. April 2, 2001. Archived (PDF) from the original on October 9, 2022. Retrieved February 21, 2016.
70. ^ "State & County QuickFacts". United States Census Bureau. Archived from the original on June 6, 2011. Retrieved November 12, 2013.
71. ^ **a b** Indianapolis Star (October 21, 2014). "Oklahoma City city, Oklahoma Demographics and Housing 2020 Decennial Census | indystar.com". Data.indystar.com. Retrieved February 16, 2022.
72. ^ "Oklahoma 2010: Summary Population and Housing Statistics" (PDF). Census.gov. Retrieved March 15, 2020.
73. ^ Data Access and Dissemination Systems (DADS). "American FactFinder – Results". Census.gov. Archived from the original on February 12, 2020.
74. ^ U.S. Census Bureau. "Income in the Past 12 Months (in 2022 Inflation-Adjusted Dollars)." American Community Survey, ACS 1-Year Estimates Subject Tables, Table S1901, 2022, <https://data.census.gov/table/ACSST1Y2022.S1901?t=Income and Poverty&g=160XX00US4055000>. Accessed on May 1, 2024.

75. ^ U.S. Census Bureau. "Per Capita Income in the Past 12 Months (in 2022 Inflation-Adjusted Dollars)." American Community Survey, ACS 1-Year Estimates Detailed Tables, Table B19301, 2022, <https://data.census.gov/table/ACSST1Y2022.B19301?t=Income and Poverty&g=160XX00US4055000>. Accessed on May 1, 2024.
76. ^ U.S. Census Bureau. "Poverty Status in the Past 12 Months." American Community Survey, ACS 1-Year Estimates Subject Tables, Table S1701, 2022, <https://data.census.gov/table/ACSST1Y2022.S1701?t=Income and Poverty&g=160XX00US4055000>. Accessed on May 1, 2024.
77. ^ U.S. Census Bureau. "COUPLED HOUSEHOLDS, BY TYPE." Decennial Census, DEC Demographic and Housing Characteristics, Table PCT15, 2020, <https://data.census.gov/table/DECENNIALDHC2020.PCT15?q=Oklahoma City city, Oklahoma&t=Relationship>. Accessed on April 30, 2024.
78. ^ "State & County QuickFacts – Oklahoma City (city), Oklahoma". United States Census Bureau. Archived from the original on March 28, 2009.
79. ^ "Hispanic or Latino, and Not Hispanic or Latino By Race". *data.census.gov*. United States Census Bureau. August 12, 2021. Retrieved February 12, 2022.
80. ^ "10 Least Segregated Cities In America".
81. ^ "P004 Hispanic or Latino, and Not Hispanic or Latino by Race – 2000: DEC Summary File 1 – Oklahoma City". United States Census Bureau.
82. ^ "P2 Hispanic or Latino, and not Hispanic or Latino by Race – 2010: DEC Redistricting Data (PL 94-171) – Oklahoma City". United States Census Bureau.
83. ^ "P2 Hispanic or Latino, and not Hispanic or Latino by Race – 2020: DEC Redistricting Data (PL 94-171) – Oklahoma City". United States Census Bureau.
84. ^ "Results". American Factfinder. United States Census Bureau. Retrieved March 24, 2016. [permanent dead link]
85. ^ **a b** "Maps and data files for 2020 | U.S. Religion Census | Religious Statistics & Demographics". *www.usreligioncensus.org*. Retrieved January 24, 2023.
86. ^ "Narcotics agents arrest suspected cartel member in Oklahoma City". *Newsok.com*. June 29, 2010. Archived from the original on May 15, 2012. Retrieved February 15, 2012.
87. ^ Stover, Jean (2009). *Sirloin Stockade Slaughter: Murder on the Run*. Durham, Connecticut: Eloquent Books. ISBN 978-1-60860-924-6.
88. ^ "Fortune 500 2014:Devon Energy Corporation". *Forbes*. Archived from the original on November 29, 2014. Retrieved November 29, 2014.
89. ^ "Love's Travel Stops & Country Stores". *Forbes*. October 2014. Archived from the original on October 19, 2014. Retrieved November 29, 2014.
90. ^ "Greater Oklahoma City Economic Development | Greater Oklahoma City Economic Development". *www.greateroklahomacity.com*. Archived from the original on April 19, 2024. Retrieved April 19, 2024.
91. ^ **a b** "Oklahoma City MSA Major Employer List". Greater Oklahoma City. July 2014. Archived from the original on November 29, 2014. Retrieved November 29, 2014.
92. ^ "Oklahoma City: Economy, City-Data.com. Retrieved January 26, 2010.
93. ^ Monies, Paul (August 2, 2007). "City area enjoys increase in jobs". *NewsOK*. Archived from the original on September 26, 2012. Retrieved May 1, 2010.

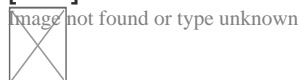
94. ^ "Gross Domestic Product by Metropolitan Area, 2016". BEA. Archived from the original on July 27, 2018.
95. ^ "U.S. Metro Economies - Analysis: Metro Economies since 2009 - GMP and Employment Report: 2015-2017" (PDF). United States Conference of Mayors. IHS Global Insight. Archived from the original (PDF) on September 18, 2016. Retrieved October 2, 2016.
96. ^ Zumbun, Joshua (April 29, 2008). "America's Recession-Proof Cities". Forbes. Archived from the original on June 10, 2023.
97. ^ "OKC Tourism Study Reveals Record-breaking Economic Impact". Visit OKC. August 9, 2023. Archived from the original on November 7, 2023.
98. ^ "Business Improvement Districts". The City of Oklahoma City. Archived from the original on December 18, 2014. Retrieved November 29, 2014.
99. ^ "Special Zoning District Map" (PDF). City of Oklahoma City. Archived from the original (PDF) on December 18, 2014. Retrieved November 29, 2014.
100. ^ "Dale Chihuly: The Exhibition | Oklahoma City Museum of Art". Archived from the original on April 5, 2008.
101. ^ Hayes, Jana (May 11, 2023). "Indiana Bones, Oklahoma Museum of Osteology's cat, now a TikTok celeb". The Oklahoman. Retrieved January 28, 2024.
102. ^ "National Cowboy and Western Heritage Museum Reviews". U.S. News Travel. January 1, 1970. Retrieved January 28, 2024.
103. ^ Smith, Cory (April 11, 2022). "Kurt Russell in Oklahoma for induction in Hall of Great Western Performers". KOKH. Retrieved January 28, 2024.
104. ^ Rieger, Andy (March 4, 2014). "A New Museum for First Americans". The National Endowment for the Humanities. Retrieved January 28, 2024.
105. ^ Tonkins, Sam (February 6, 2019). "American Banjo Museum in OKC provides visitors with history, artistic insight". OU Daily. Retrieved January 28, 2024.
106. ^ Bond, Carol Mowdy (February 6, 2015). "Oklahoma Magazine". Oklahoma. Retrieved January 28, 2024.
107. ^ Painter, Bryan (September 6, 2009). "Oklahoma City museum honors firefighters' valor". The Oklahoman. Retrieved January 28, 2024.
108. ^ **a b** Castrodale, Jelisa (February 17, 2022). "The James Beard Foundation Just Named These Restaurants 'America's Classics'". Food & Wine. Archived from the original on February 26, 2023. Retrieved February 27, 2023.
109. ^ Watts, James D. Jr (February 24, 2022). "Tulsa chefs, restaurants and bars up for James Beard Awards". Tulsa World. Retrieved February 27, 2023.
110. ^ Williams, JaNae (February 25, 2023). "32 Black-owned food businesses in the OKC metro area that will have you coming back for more". The Oklahoman. Retrieved February 27, 2023.
111. ^ Brown, Forrest; Hunter, Marnie (June 6, 2023). "These chefs and restaurants are 2023's James Beard Award winners". CNN. Retrieved June 6, 2023.
112. ^ Martichoux, Alix (November 25, 2023). "Guy Fieri loved these Oklahoma spots on 'Diners, Drive-Ins and Dives.' How many have you tried?". Yahoo. Archived from the original on July 9, 2024. Retrieved July 9, 2024.
113. ^ Michael Davis in Chickasaw Bricktown Ballpark-Oklahoma City Dodgers 29 September 2019

114. ^ "Archived copy" (PDF). Archived from the original (PDF) on August 6, 2015. Retrieved September 1, 2015.cite web: CS1 maint: archived copy as title (link)
115. ^ "Oklahoma City to host softball, canoe slalom during the 2028 Los Angeles Games". NBC News. June 22, 2024. Retrieved August 11, 2024.
116. ^ Couch, James D. "Council Agenda Item No. VIII. I. April 26, 2005" (PDF). Memorandum. The City of Oklahoma City. Archived from the original (PDF) on October 29, 2013. Retrieved July 23, 2012.
117. ^ "Mayor and Council", Archived February 1, 2015, at the Wayback Machine" City of Oklahoma City. Retrieved January 27, 2010.
118. ^ "About Mayor Holt". City of Oklahoma City. April 10, 2018. Archived from the original on April 11, 2018. Retrieved April 10, 2018.
119. ^ "Craig Freeman sworn in as Oklahoma City Manager. News Releases | City of OKC". Okc.gov. January 2, 2019. Retrieved January 16, 2019.
120. ^ Oklahoma City responds to David Slane's challenge of MAPS-3, KOKH-TV, September 3, 2013.
121. ^ "Voter registration as of November 1, 2020 by county" (PDF). Archived from the original (PDF) on December 13, 2020. Retrieved December 14, 2020.
122. ^ "Guatemala opens consulate in Oklahoma to serve a growing population". The Oklahoman. June 20, 2017.
123. ^ "New consulate in Oklahoma City will serve 'vibrant Mexican community' in Oklahoma". The Oklahoman. May 22, 2023.
124. ^ "Our Cities". sistercitiesokc.org. Sister Cities OKC, Inc. Retrieved May 6, 2021.
125. ^ "ÃfÃ¸Ã,Ã,Ã-
ÃfÃ¸Ã¸â,~Ã°Ã,Ã½ÃfÃ"Ã,ÃµÃ...â€™ÃfÃ¸Ã...Ã,Ã...Ã½ÃfÃ!Ã...â€œÃ¸â€šÃ-ÃfÃ¸Ã,Ã½Ã,
ÃfÃ¸Ã,Ã,Ã,Ã-
ÃfÃ¸Ã¸â,~Ã°Ã,Ã½ÃfÃ¸Ã...â€œÃ,Ã"ÃfÃ¸Ã,Ã°Ã,Ã;ÃfÃ"Ã,ÃµÃ...â€™ÃfÃ¸Ã...Ã,Ã...Ã½-
ÃfÃ¸Ã,Ã,Ã,Ã-
ÃfÃ¸Ã¸â,~Ã°Ã,Ã½ÃfÃ"Ã,ÃµÃ...â€™ÃfÃ¸Ã...Ã,Ã...Ã½ÃfÃ¸Ã,Ã°Ã...Ã;ÃfÃ!Ã,Ã'Ã,Ã²ÃfÃ¸Ã¸
126. ^ "University Profile". Oc.edu.
127. ^ "(OKC) District's enrollment growth a tale of demographic shifts". Daily Oklahoman. November 6, 2009. Archived from the original (ASP) on June 14, 2011. Retrieved November 6, 2009.
128. ^ **a b** "2020 CENSUS - SCHOOL DISTRICT REFERENCE MAP: Oklahoma County, OK" (PDF). U.S. Census Bureau. Retrieved January 28, 2024.
129. ^ The Top of the Class 2008, Newsweek, May 17, 2008. (Retrieved April 28, 2010).
130. ^ Belle Isle Enterprise Middle School (Retrieved January 26, 2010). Archived September 5, 2008, at the Wayback Machine
131. ^ "2020 CENSUS - SCHOOL DISTRICT REFERENCE MAP: Cleveland County, OK" (PDF). U.S. Census Bureau. Retrieved January 28, 2024. - Text list
132. ^ "2020 CENSUS - SCHOOL DISTRICT REFERENCE MAP: Canadian County, OK" (PDF). U.S. Census Bureau. pp. 4, 7–8, 11-12 (PDF p. 5, 8–9, 12-13/13). Retrieved January 28, 2024. - Text list
133. ^ "About 405 Magazine". 405 Magazine. Retrieved March 15, 2020.

134. ^ **a b** Oklahoma Fast Facts and Trivia Archived April 21, 2009, at the Wayback Machine. Retrieved January 26, 2009.
135. ^ City of Oklahoma City | Fire Department. Okc.gov. Retrieved on July 21, 2013.
136. ^ City of Oklahoma City | Fire Department Archived May 26, 2013, at the Wayback Machine. Okc.gov. Retrieved on July 21, 2013.
137. ^ *"Archived copy" (PDF). Archived from the original (PDF) on November 13, 2013. Retrieved July 12, 2013.*cite web: CS1 maint: archived copy as title (link)
138. ^ *"Metro Areas" (PDF). odot.org. 2018.*
139. ^ "Wiley Post", Archived October 8, 2012, at the Wayback Machine, U.S. Centennial of Flight Commission. Retrieved February 1, 2010.
140. ^ Current Statistics, Will Rogers World Airport . Retrieved January 12, 2018.
141. ^ 'Official Guide of the Railways,' 1949 Index of Stations
142. ^ Oklahoma Fixed Guideway Study Archived June 5, 2010, at the Wayback Machine (Retrieved April 21, 2010)
143. ^ *Crum, William (February 8, 2017). "Streetcar work begins in Bricktown". The Oklahoman. Retrieved February 8, 2017.*[permanent dead link]
144. ^ *Crum, William (December 14, 2018). "Lines form to catch first rides on the Oklahoma City streetcar". The Oklahoman. GateHouse Media Inc. Retrieved December 14, 2018.*
145. ^ *"OKC Streetcar service begins" (Press release). City of Oklahoma City. December 14, 2018. Retrieved December 14, 2018.*
146. ^ *"2011 City and Neighborhood Rankings". Walk Score. 2011. Retrieved August 28, 2011.*
147. ^ *"Trauma Centers". American College of Surgeons. Archived from the original on July 7, 2014. Retrieved September 16, 2013.*
148. ^ INTEGRIS Cancer Institute of Oklahoma.
149. ^ *Stogner, Todd. "Oklahoma Hospital, Health Center & Clinic Locations – INTEGRIS OK". Integrisok.com.*
150. ^ *"ACSM American Fitness Index Ranks 50 Largest Metro Areas on Health And Community Fitness". ACSM. May 26, 2009. Archived from the original on July 5, 2010. Retrieved May 26, 2010.*
151. ^ *"Oklahoma City, OK MSA 2010 AFI Report" (PDF). AFI. Archived from the original (PDF) on August 15, 2011. Retrieved May 26, 2010.*




External links






[edit]



Wikimedia Commons has media related to **Oklahoma City**.

Oklahoma City, Oklahoma at Wikipedia's sister projects

-  Definitions from Wiktionary
-  Media from Commons
-  News from Wikinews

-  Quotations from Wikiquote
-  Texts from Wikisource
-  Textbooks from Wikibooks
-  Resources from Wikiversity
-  Travel information from Wikivoyage
- Official city website
- Oklahoma City tourism information
- Convention & Visitors' Bureau
- City-Data page
- Oklahoma City Historic Film Row District website Archived March 11, 2018, at the Wayback Machine
- *New York Times* travel article about Oklahoma City
- OKC.NET cultural commentary about Oklahoma City
- Voices of Oklahoma interview with Ron Norick Archived April 25, 2010, at the Wayback Machine, mayor during the Oklahoma City bombing

- v
- t
- e

City of Oklahoma City


- Bombing
- Climate
- Education
- Government
- People
- History
- Timeline
- Mayors
- Media
- Transportation
 - Streetcar

Districts

- Adventure District
- Asia District
- Capitol Hill
- Downtown
- Eastside
- Midtown
- Paseo
- 39th Street
- Uptown
- Western Avenue

Professional sports teams

- Oklahoma City Thunder
- Oklahoma City Blue
- Oklahoma City Comets
- Oklahoma City Energy FC
- Oklahoma City Spark

-  Category
- Metro area
- State of Oklahoma

Articles relating to Oklahoma City

- v
- t
- e

Municipalities of the Greater Oklahoma City metropolitan area

Population over 500,000

- Oklahoma City

Population over 100,000

- Norman

Population over 50,000

- Edmond
- Midwest City
- Moore
- Bethany

Population over 20,000

- Del City
- Mustang
- Shawnee
- Yukon
- Chickasha

Population over 10,000

- Choctaw
- El Reno
- Guthrie
- Newcastle
- Warr Acres
- Blanchard
- Harrah

Population over 5,000

- Noble
- Piedmont
- Purcell
- Tecumseh
- Tuttle
- The Village

**Population
over 2,000**

- Bethel Acres
- Chandler
- Goldsby
- Jones
- Lexington
- McLoud
- Nichols Hills
- Nicoma Park
- Pink
- Prague
- Slaughterville
- Spencer
- Stroud
- Crescent
- Forest Park
- Langston
- Luther

**Population
over 1,000**

- Maud
- Meeker
- Minco
- Ninnekah
- Okarche
- Rush Springs
- Union City
- Carney
- Cashion
- Cole

**Population
over 500**

- Davenport
- Dibble
- Earlsboro
- Valley Brook
- Verden
- Washington
- Wayne
- Wellston

**Population
over 200**

- Alex
- Agra
- Amber
- Asher
- Bridge Creek
- Byars
- Calumet
- Cedar Valley
- Coyle
- Johnson
- Marshall
- Mulhall
- Tribbey
- Tryon
- Wanette
- Arcadia
- Bradley
- Brooksville
- Cimarron City

**Population
under 200**

- Etowah
- Fallis
- Kendrick
- Lake Aluma
- Macomb
- Meridian
- Norge
- Orlando
- Pocasset
- Rosedale
- Smith Village
- Sparks
- St. Louis
- Warwick
- Woodlawn Park
- Canadian
- Cleveland
- Grady

Counties

- Logan
- Lincoln
- McClain
- Oklahoma
- Pottawatomie

**Metropolitan
planning
organization**

- Association of Central Oklahoma Governments

- v
- t
- e

Skyscrapers in Oklahoma City

Current

- Devon Energy Center
 - BancFirst Tower
 - First National Center
 - City Place
 - Oklahoma Tower
 - BOK Park Plaza
 - Strata Tower
 - Valliance Bank Tower
 - Bank of Oklahoma Plaza
 - Leadership Square
 - Regency Tower
 - Founders Tower
 - Mid America Tower
 - Union Plaza
 - The Classen
 - Dowell Center
 - 101 Park Avenue Building
 - 100 Park Avenue Building
 - Colcord Hotel
 - 50 Penn Place
 - Skirvin Hilton Hotel
 - Oklahoma County Courthouse
- See also**
- List of tallest buildings in Oklahoma City

- v
- t
- e

State of Oklahoma

Oklahoma City (capital)

Topics

- Index
- Climate change
- Earthquakes
- Geography
- Government
 - governor (list)
- History
 - Land Rush of 1889, 1891, 1892, 1893, and 1895
 - Unassigned Lands
- Mass media
 - newspapers
 - radio
 - TV
- People
- Sports
- Symbols
- Tourist attractions
- Abortion
- Cannabis
- Culture
- Crime
- Demographics
- Economy
- Education
- Gun laws
- LGBT rights
- Politics

Society

Regions

- Arklatex
- Central
- Cherokee Outlet
- Choctaw Country
- Cross Timbers
- Four State Area
- Flint Hills
- Green Country
- Little Dixie
- Northwestern
- Oklahoma City Metro
- Ouachita Mountains
- The Ozarks
- Panhandle
- South Central
- Southwestern
- Texoma
- Tulsa Metro
- Western
- Ardmore
- Bartlesville
- Bixby
- Broken Arrow
- Del City
- Duncan
- Edmond
- Enid
- Lawton
- Midwest City
- Muskogee
- Moore
- Norman
- Oklahoma City
- Owasso
- Ponca City
- Shawnee
- Stillwater
- Tulsa
- Yukon

Largest cities

Counties

- Adair
- Alfalfa
- Atoka
- Beaver
- Beckham
- Blaine
- Bryan
- Caddo
- Canadian
- Carter
- Cherokee
- Choctaw
- Cimarron
- Cleveland
- Coal
- Comanche
- Cotton
- Craig
- Creek
- Custer
- Delaware
- Dewey
- Ellis
- Garfield
- Garvin
- Grady
- Grant
- Greer
- Harmon
- Harper
- Haskell
- Hughes
- Jackson
- Jefferson
- Johnston
- Kay
- Kingfisher
- Kiowa
- Latimer
- Le Flore
- Lincoln
- Logan
- Love
- Major
- Marshall
- Mayes
- McClain
- McCurtain
- McIntosh
- Murray

- o v
- o t
- o e

Municipalities and communities of Canadian County, Oklahoma, United States

County seat: **El Reno**

- Cities**
 - o El Reno
 - o Geary‡
 - o Mustang
 - o Oklahoma City‡
 - o Piedmont‡
 - o Yukon
- Towns**
 - o Calumet
 - o Okarche‡
 - o Union City
- CDP**
 - o Cedar Lake
- Other communities**
 - o Concho
 - o Scott‡

Footnotes ‡This populated place also has portions in an adjacent county or counties


- o Oklahoma portal
- o United States portal

- o v
- o t
- o e


Municipalities and communities of Cleveland County, Oklahoma, United States

County seat: **Norman**

- Cities**
 - o Lexington
 - o Moore
 - o Noble
 - o Norman
 - o Oklahoma City‡
 - o Purcell‡
- Towns**
 - o Etowah
 - o Slaughterville
- Neighborhood**
 - o Hall Park



Canadian County map



Cleveland County map

Footnotes ‡This populated place also has portions in an adjacent county or counties

- Oklahoma portal
- United States portal

- v
- t
- e

Municipalities and communities of Oklahoma County, Oklahoma, United States

County seat: **Oklahoma City**

- Cities**
- Bethany
 - Choctaw
 - Del City
 - Edmond
 - Harrah
 - Midwest City
 - Nichols Hills
 - Nicoma Park
 - Oklahoma City‡
 - Spencer
 - The Village
 - Warr Acres

- Towns**
- Arcadia
 - Forest Park
 - Jones
 - Lake Aluma
 - Luther
 - Smith Village
 - Valley Brook
 - Woodlawn Park


Unincorporated communities

- Britton
- Crutch
- Newalla
- Wheatland

Footnotes ‡This populated place also has portions in an adjacent county or counties

- Oklahoma portal
- United States portal

- v




Oklahoma County map

- o t
- o e

Municipalities and communities of Pottawatomie County, Oklahoma,
United States

County seat: **Shawnee**

- Cities**
 - o Maud‡
 - o Oklahoma City‡
 - o Shawnee
 - o Tecumseh
 - o Asher
 - o Bethel Acres
 - o Brooksville
 - o Earlsboro
- Towns**
 - o Johnson
 - o Macomb
 - o McLoud
 - o Pink
 - o St. Louis
 - o Tribbey
 - o Wanette
- CDP**
 - o Dale
 - o Aydelotte
 - o Bellemont
 - o Centerview
- Other communities**
 - o Garden Grove
 - o Harjo
 - o Pearson
 - o Romulus
 - o Sacred Heart
 - o Trousdale
- Ghost towns**
 - o Avoca
 - o Keokuk Falls



Pottawatomie County
map

Footnotes ‡This populated place also has portions in an adjacent county or counties

- o Oklahoma portal
- o United States portal

- o v
- o t
- o e

Capitals of the United States by jurisdiction

Nation:

- **US** Washington, D.C.

States:

- **AL** Montgomery
- **AK** Juneau
- **AZ** Phoenix
- **AR** Little Rock
- **CA** Sacramento
- **CO** Denver
- **CT** Hartford
- **DE** Dover
- **FL** Tallahassee
- **GA** Atlanta
- **HI** Honolulu
- **ID** Boise
- **IL** Springfield
- **IN** Indianapolis
- **IA** Des Moines
- **KS** Topeka
- **KY** Frankfort
- **LA** Baton Rouge
- **ME** Augusta
- **MD** Annapolis
- **MA** Boston
- **MI** Lansing
- **MN** Saint Paul
- **MS** Jackson
- **MO** Jefferson City
- **MT** Helena
- **NE** Lincoln
- **NV** Carson City
- **NH** Concord
- **NJ** Trenton
- **NM** Santa Fe
- **NY** Albany
- **NC** Raleigh
- **ND** Bismarck
- **OH** Columbus
- **OK** Oklahoma City
- **OR** Salem
- **PA** Harrisburg
- **RI** Providence
- **SC** Columbia
- **SD** Pierre
- **TN** Nashville
- **TX** Austin
- **UT** Salt Lake City

- v
- t
- e

County seats in Oklahoma

- Ada
- Altus
- Alva
- Anadarko
- Antlers
- Arapaho
- Ardmore
- Arnett
- Atoka
- Bartlesville
- Beaver
- Boise City
- Buffalo
- Chandler
- Cherokee
- Cheyenne
- Chickasha
- Claremore
- Coalgate
- Duncan
- Durant
- El Reno
- Enid
- Eufaula
- Fairview
- Frederick
- Guthrie
- Guymon
- Hobart
- Holdenville
- Hollis
- Hugo
- Idabel
- Jay
- Kingfisher
- Lawton
- Madill
- Mangum
- Marietta
- McAlester
- Medford
- Miami
- Muskogee
- New Cordell
- Newkirk
- Norman
- Nowata
- Okemah
- Oklahoma City
- Okmulgee

- v
- t
- e

The 100 most populous cities of the United States

1. New York, New York
2. Los Angeles, California
3. Chicago, Illinois
4. Houston, Texas
5. Phoenix, Arizona
6. Philadelphia, Pennsylvania
7. San Antonio, Texas
8. Dallas, Texas
9. San Diego, California
10. Austin, Texas
11. Jacksonville, Florida
12. San Jose, California
13. Fort Worth, Texas
14. Columbus, Ohio
15. Charlotte, North Carolina
16. Indianapolis, Indiana
17. San Francisco, California
18. Seattle, Washington
19. Denver, Colorado
20. Oklahoma City, Oklahoma
21. Nashville, Tennessee
22. El Paso, Texas
23. Washington, D.C.
24. Las Vegas, Nevada
25. Boston, Massachusetts
26. Portland, Oregon
27. Louisville, Kentucky
28. Memphis, Tennessee
29. Detroit, Michigan
30. Baltimore, Maryland
31. Milwaukee, Wisconsin
32. Albuquerque, New Mexico
33. Tucson, Arizona
34. Fresno, California
35. Sacramento, California
36. Mesa, Arizona
37. Kansas City, Missouri
38. Atlanta, Georgia
39. Colorado Springs, Colorado
40. Omaha, Nebraska
41. Raleigh, North Carolina
42. Virginia Beach, Virginia
43. Long Beach, California
44. Miami, Florida
45. Oakland, California
46. Minneapolis, Minnesota
47. Tulsa, Oklahoma
48. Bakersfield, California
49. Tampa, Florida
50. Jacksonville, Florida
51. Arlington, Texas
52. Aurora, Colorado
53. New Orleans, Louisiana
54. Cleveland, Ohio
55. Anaheim, California
56. Honolulu, Hawaii
57. Henderson, Nevada
58. Stockton, California
59. Riverside, California
60. Lexington, Kentucky
61. Corpus Christi, Texas
62. Orlando, Florida
63. Irvine, California
64. Cincinnati, Ohio
65. Santa Ana, California
66. Newark, New Jersey
67. Saint Paul, Minnesota
68. Pittsburgh, Pennsylvania
69. Greensboro, North Carolina
70. Lincoln, Nebraska
71. Durham, North Carolina
72. Plano, Texas
73. Anchorage, Alaska
74. Jersey City, New Jersey
75. Phoenix, Arizona
76. Chandler, Arizona
77. North Las Vegas, Nevada
78. Chula Vista, California
79. Buffalo, New York
80. Gilbert, Arizona
81. Reno, Nevada
82. Madison, Wisconsin
83. Fort Wayne, Indiana
84. Toledo, Ohio
85. Lubbock, Texas
86. St. Petersburg, Florida
87. Laredo, Texas
88. Irving, Texas
89. Chesapeake, Virginia
90. Glendale, Arizona
91. Winston-Salem, North Carolina
92. Scottsdale, Arizona
93. Garland, Texas
94. Boise, Idaho
95. Norfolk, Virginia
96. Port St. Lucie, Florida
97. Spokane, Washington
98. Richmond, Virginia
99. Fremont, California
100. Huntsville, Alabama

Cities ranked by United States Census Bureau population estimates for July 1, 2022.

Authority control databases Image not found or type unknown [Edit this at Wikidata](#)

International

- VIAF
- FAST
- WorldCat
- Germany
- United States
- France

National

- BnF data
- Czech Republic
- Croatia
- Israel

Geographic

- MusicBrainz area

Other

- IdRef
- NARA

About Durham Supply Inc

Photo

Image not found or type unknown

Photo

Image not found or type unknown

Photo

Image not found or type unknown

Photo

Image not found or type unknown

Things To Do in Tulsa County

Photo

Route 66 Historical Village

4.4 (718)

Photo

Image not found or type unknown

Streetwalker Tours

0 (0)

Photo

Image not found or type unknown

The Cave House

4.6 (249)

Photo

The Tulsa Arts District

4.7 (22)

Photo

Image not found or type unknown

Philbrook Museum of Art

4.8 (3790)

Photo

Image not found or type unknown

Tulsa Zoo

4.5 (10481)

Driving Directions in Tulsa County

Driving Directions From Brookhaven Hospitales to Durham Supply Inc

Driving Directions From ALDI to Durham Supply Inc

Driving Directions From Waffle House to Durham Supply Inc

Driving Directions From Tuff Shed Tulsa to Durham Supply Inc

Driving Directions From Camp Bow Wow to Durham Supply Inc

Furnace store

Heating contractor

HVAC contractor

Driving Directions From Tulsa Air and Space Museum & Planetarium to Durham Supply Inc

Driving Directions From Streetwalker Tours to Durham Supply Inc

Driving Directions From Guthrie Green to Durham Supply Inc

Driving Directions From Tulsa Zoo to Durham Supply Inc

Driving Directions From OkieTundra to Durham Supply Inc

Driving Directions From The Blue Dome to Durham Supply Inc

Mobile home supply store

Air conditioning repair service

Air conditioning store

Air conditioning system supplier

Furnace repair service

Furnace store

Reviews for Durham Supply Inc

Durham Supply Inc

Image not found or type unknown

Dennis Champion

(5)

Durham supply and Royal supply seems to find the most helpful and friendly people to work in their stores, we are based out of Kansas City out here for a few remodels and these guys treated us like we've gone there for years.

Durham Supply Inc

Image not found or type unknown

Gerald Clifford Brewster

(5)

We will see, the storm door I bought says on the tag it's 36x80, but it's 34x80. If they return it.....they had no problems returning it. And it was no fault of there's, you measure a mobile home door different than a standard door!

Durham Supply Inc

Image not found or type unknown

B Mann

(5)

I was in need of some items for a double wide that I am remodeling and this place is the only place in town that had what I needed (I didn't even try the other rude place)while I was there I learned the other place

that was in Tulsa that also sold mobile home supplies went out of business (no wonder the last time I was in there they were VERY RUDE and high priced) I like the way Dunham does business they answered all my questions and got me the supplies I needed, very friendly, I will be back to purchase the rest of my items when the time comes.

Durham Supply Inc

Image not found or type unknown

Ty Spears

(5)

Bought a door/storm door combo. Turns out it was the wrong size. They swapped it out, quick and easy no problems. Very helpful in explaining the size differences from standard door sizes.

Durham Supply Inc

Image not found or type unknown

Ethel Schiller

(5)

This place is really neat, if they don't have it they can order it from another of their stores and have it there overnight in most cases. Even hard to find items for a trailer! I definitely recommend this place to everyone! O and the prices is awesome too!

Budgeting Monthly Payments for Mobile Home Heating Projects [View GBP](#)

Check our other pages :

- [Reviewing Interest Options for Mobile Home AC Installations](#)
- [Identifying Compatible Parts Across Multiple Mobile Home Brands](#)
- [Checking Warranties Offered by Various Mobile Home HVAC Brands](#)
- [Verifying Rheem Specifications in Mobile Home HVAC Retrofits](#)
- [Scheduling Payments for Large Scale Mobile Home HVAC Replacements](#)

Royal Supply Inc

Phone : +16362969959

City : Oklahoma City

State : OK

Zip : 73149

Address : Unknown Address

Google Business Profile

Company Website : <https://royal-durhamsupply.com/locations/oklahoma-city-oklahoma/>

Sitemap

Privacy Policy

About Us

Follow us