



- **News**
- **Evaluating Different Financing Packages for Mobile Home HVAC**
Evaluating Different Financing Packages for Mobile Home HVAC **Budgeting**
Monthly Payments for Mobile Home Heating Projects **Reviewing Interest**
Options for Mobile Home AC Installations **Setting Up Installment Plans for**
Mobile Home Furnace Upgrades **Comparing Credit Requirements for Mobile**
Home HVAC Financing **Investigating No Payment Period Deals for Mobile**
Home Cooling **Combining Rebates with Financing for Mobile Home AC**
Purchases **Checking Eligibility for Income Based Mobile Home HVAC Loans**
Aligning Payment Strategies with Seasonal Needs in Mobile Home Heating
Exploring Collaboration with Utility Incentive Programs for Mobile Homes
Scheduling Payments for Large Scale Mobile Home HVAC Replacements
Simplifying Approval Steps for Mobile Home HVAC Financing
- **Exploring Major Brands for Mobile Home Furnace Installations**
Exploring Major Brands for Mobile Home Furnace Installations **Aligning**
System Specifications with Mobile Home AC Requirements **Evaluating**
Carrier Options for Mobile Home Air Conditioning **Navigating Trane Models**
for Mobile Home Heating **Selecting Goodman Units for Reliable Mobile**
Home Climate Control **Verifying Rheem Specifications in Mobile Home**
HVAC Retrofits **Identifying Compatible Parts Across Multiple Mobile Home**
Brands **Adapting Different Brand Coils and Compressors for Mobile Home**
Use **Maintaining Uniform Performance with Mixed Brand Components**
Comparing Equipment Sizes to Mobile Home Square Footage **Assessing**
Future Upgrade Paths for Mobile Home AC Brand Choices **Checking**
Warranties Offered by Various Mobile Home HVAC Brands
- **About Us**



Evaluating Different Financing Packages for Mobile Home HVAC

Overview of HVAC needs specific to mobile homes

When considering the unique needs of mobile homes, it's crucial to understand that their heating, ventilation, and air conditioning (HVAC) requirements differ significantly from those of traditional houses. Mobile homes often have smaller spaces and different structural designs that necessitate tailored HVAC solutions. As we explore various financing packages for mobile home HVAC systems, understanding these specific needs can help in making informed decisions.

Proper insulation is essential for efficient heating and cooling in mobile homes **mobile home hvac systems** air filter.

Mobile homes typically require compact and efficient HVAC units that are capable of providing adequate climate control without overwhelming the limited space available. These units must be energy-efficient to keep utility costs manageable for homeowners who may already be operating on tight budgets. The construction of a mobile home also poses unique challenges; for instance, the lightweight nature and potential for movement mean that HVAC systems need to be both secure and flexible.

Considering these factors, evaluating financing packages becomes an integral part of the decision-making process. Homeowners should look at various options such as traditional loans, manufacturer financing deals, or government programs designed specifically for mobile home improvements. Each option has its pros and cons depending on interest rates, repayment terms, and eligibility criteria.

Traditional loans might offer lower interest rates but could require higher credit scores or collateral. Manufacturer financing deals can provide more straightforward application processes but may come with higher interest rates or restrictive terms. Government programs could offer favorable conditions like low-interest rates or grants; however, they

often have strict qualification requirements.

Another critical aspect when evaluating financing packages is understanding the long-term cost implications versus immediate affordability. While a particular package might seem attractive due to low upfront costs, it's vital to consider how interest rates and repayment terms will impact finances over time.

Additionally, investing in energy-efficient systems can lead to savings on utility bills in the long run-a factor worth considering when calculating overall costs. Some financing packages even offer incentives or rebates for choosing eco-friendly options which can further offset initial expenses.

Ultimately, selecting the right financing package requires a careful balance between budget constraints, system efficiency, and long-term financial health. By thoroughly assessing one's individual needs alongside available options-considering both immediate affordability and future savings-homeowners can make informed choices that enhance their living environment while remaining financially sustainable.

In conclusion, addressing HVAC needs specific to mobile homes involves navigating through unique requirements dictated by space constraints and structural considerations while simultaneously evaluating diverse financing arrangements. With thoughtful analysis and strategic planning tailored around personal circumstances-balancing between initial investment capabilities against potential ongoing savings-mobile home owners can effectively manage their heating-cooling challenges without compromising on comfort or fiscal well-being.

In today's rapidly evolving world, the importance of efficient heating and cooling solutions cannot be overstated, particularly when it comes to mobile homes. These residences often face unique challenges in maintaining comfortable indoor temperatures due to their construction and mobility. As such, selecting an effective HVAC system is crucial for both comfort and energy efficiency. However, financing these systems can pose a significant challenge for many mobile home owners. Therefore, evaluating different financing packages becomes essential in making these vital upgrades attainable.

Efficient heating and cooling solutions offer numerous benefits that extend beyond mere comfort. They play a pivotal role in reducing energy consumption, thus lowering utility bills-a

key consideration for anyone living on a tight budget. Additionally, they contribute to environmental sustainability by minimizing carbon footprints. For mobile home owners who might already be contending with limited space and resources, these benefits are invaluable.

When it comes to financing HVAC systems for mobile homes, there are several options available that can help ease the financial burden. Traditional loans from banks or credit unions are one option; they typically offer predictable repayment terms but may require good credit scores and collateral. Some homeowners might find personal loans appealing due to their flexibility in use and straightforward application processes.

Another avenue is government-backed programs or incentives designed to promote energy efficiency improvements. These initiatives often provide grants or low-interest loans specifically targeted at upgrading heating and cooling systems in residential settings, including mobile homes. Such programs not only make financing more accessible but also encourage sustainable living practices.

Leasing options present another viable solution for those hesitant about committing to ownership or lacking upfront capital. Under this arrangement, homeowners can essentially rent their HVAC equipment by paying monthly fees-often inclusive of maintenance costs-making budgeting easier while enjoying the benefits of modern technology without substantial initial expenses.

Lastly, some manufacturers offer financing directly through promotional deals or partnerships with financial institutions. These arrangements might include zero-percent interest rates for a specified period or deferred payment plans aimed at easing immediate cash flow concerns.

In evaluating these diverse financing packages, it's important for homeowners to consider factors such as interest rates, repayment terms, total cost over time versus upfront expense savings, eligibility requirements-and perhaps most importantly-how well each option aligns with their long-term financial goals and lifestyle needs.

Ultimately, finding the right balance between affordability and efficient heating/cooling solutions is key for mobile home residents striving toward economic stability while enjoying enhanced comfort levels year-round amidst changing weather conditions.

By carefully assessing various financial products available on today's market alongside understanding individual household needs concerning thermal management technologies themselves -mobile home owners stand poised not only improve quality life within own walls but also contribute broader efforts towards achieving greater environmental responsibility collectively shared all communities alike worldwide future forward thinking today tomorrow alike indeed!

More About Us


Mobile Home Air Conditioning Installation Services

What Yelp Says About Us

Mobile Home Hvac Service

How to reach us

Mobile Home Hvac Repair




Affordable Payment Plans for Upgrading Mobile Home AC Systems



Choosing the right payment plan for upgrading your mobile home AC system is a crucial decision that can significantly impact your financial stability and comfort at home.. With numerous options available, it's essential to consider several factors to ensure you select a plan that aligns with your needs and budget. Firstly, assess your financial situation.

Posted by on 2024-12-30

Aligning Equipment Compatibility with Financing Options in Mobile Homes



In the dynamic world of mobile homes, aligning equipment compatibility with financing options is a crucial element that can significantly impact the success of any project.. The process involves ensuring that the equipment used in mobile home construction or renovation is not only technically suitable but also financially feasible.

Posted by on 2024-12-30

Benefits of Payment Plans Tailored for Mobile Home HVAC Upgrades



When contemplating upgrades to your mobile home's HVAC system, choosing the right payment plan is as crucial as selecting the equipment itself.. As energy efficiency and comfort become increasingly important, many homeowners are considering tailored payment plans that make these enhancements more accessible.

Posted by on 2024-12-30

Best Practices for Financing Energy-Efficient HVAC Systems in Mobile Homes



In recent years, the push towards sustainability has gained significant momentum, with energy-efficient HVAC systems emerging as a critical component in reducing energy consumption and emissions.. Mobile homes, often overlooked in conversations about sustainable living, present unique challenges and opportunities in implementing these systems.

Posted by on 2024-12-30

Understanding Financing Options for Mobile Home HVAC

When it comes to upgrading or installing a new HVAC system in a mobile home, understanding the array of financing options available is crucial for making an informed decision. The process can be daunting, with various packages offering different terms, interest rates, and benefits. Evaluating these options requires a careful examination of your financial situation, the costs involved, and the long-term implications of each choice.

Firstly, traditional bank loans are a common financing route. They typically offer competitive interest rates and flexible repayment plans. However, eligibility often depends on credit scores and income verification. For those with strong credit histories, this option may provide the lowest overall cost due to lower interest rates.

Alternatively, personal loans from online lenders have become increasingly popular due to their convenience and quick approval processes. While they might have higher interest rates compared to traditional banks, they offer flexibility in terms of loan amounts and repayment schedules. This option might be appealing if you need funds quickly or if your credit score doesn't meet traditional bank standards.

For homeowners who prefer not to take out a loan, manufacturer financing might be an attractive option. Many HVAC manufacturers partner with finance companies to offer special programs that include low or no-interest promotional periods. These offers are enticing but require careful management; failing to pay off the balance before the promotional period ends could lead to high retroactive interest charges.

Another avenue is energy efficiency loans or grants provided by government programs aimed at promoting sustainable living practices. These typically come with favorable terms for

homeowners upgrading to more energy-efficient systems. It's essential to research local and federal programs that provide incentives or rebates for energy-efficient installations as these can significantly reduce overall costs.

Lastly, home equity lines of credit (HELOCs) present another possible financing path for those who own their mobile homes outright or have significant equity built up. These tend to offer lower interest rates because they are secured against your property but involve risks such as losing your home if you're unable to keep up with payments.

In conclusion, evaluating different financing packages for mobile home HVAC systems involves weighing the pros and cons of each option carefully against your financial situation and goals. It's important not only to consider immediate affordability but also long-term financial health when making this decision. Consulting with financial advisors or using online calculators can also aid in understanding how different scenarios will impact your finances over time. By thoroughly examining all available options, you can make a choice that best aligns with both your budgetary needs and comfort preferences for years to come.





Explanation of common financing packages available

When considering the installation or upgrade of a heating, ventilation, and air conditioning (HVAC) system in a mobile home, one of the primary considerations for homeowners is how to finance this significant investment. There are a variety of financing packages available that cater to different financial situations and preferences. Understanding these options can help

homeowners make informed decisions that best suit their needs.

One common financing option is personal loans. These are unsecured loans provided by banks, credit unions, or online lenders, allowing homeowners to borrow a fixed amount with a set repayment period and interest rate. Personal loans can be an attractive option because they often do not require collateral, meaning the homeowner's property isn't at risk if they default on the loan. However, since these loans are unsecured, they may come with higher interest rates compared to secured options.

Another popular choice is home improvement loans specifically designed for renovations or upgrades such as HVAC systems. These loans can be either secured or unsecured and typically offer lower interest rates than general personal loans due to their specific purpose. Homeowners who opt for secured home improvement loans use their property as collateral, which might provide access to more substantial sums or better terms.

For those who prefer flexibility in borrowing amounts and repayment schedules, credit cards may serve as an alternative financing method. While using credit cards can be convenient-allowing for quick transactions without lengthy approval processes-they usually carry high-interest rates if balances aren't paid off promptly. As such, using credit cards might be more suitable for smaller-scale projects or when other financing means are unavailable.

In recent years, many HVAC companies have begun offering in-house financing plans directly through partnerships with financial institutions. These plans often come with promotional offers such as zero-percent interest for an introductory period or deferred payment options that allow homeowners time before starting payments. Such arrangements can ease immediate financial burdens but require careful attention to terms and conditions to avoid high costs once promotions end.

Additionally, government-backed programs like FHA Title I Property Improvement Loans provide another avenue for securing funds. These programs aim to assist homeowners in making improvements that enhance living conditions without imposing undue financial strain. They typically feature competitive interest rates and longer repayment terms compared to conventional bank loans.

Finally, energy efficiency incentives from utility companies or state governments sometimes offer rebates or low-interest loan programs aimed at promoting environmentally friendly

upgrades like modern HVAC systems. By reducing initial costs through rebates or providing favorable loan conditions geared towards sustainability efforts, these programs encourage investments that benefit both homeowners and the environment.

In conclusion, exploring different financing packages requires evaluating several factors including interest rates, loan terms, eligibility requirements, and potential risks associated with each option. By understanding what's available-from personal loans and specialized home improvement funds to credit card use and manufacturer-specific deals-homeowners can tailor their approach based on individual circumstances ensuring they secure the best possible arrangement tailored specifically towards upgrading their mobile home's HVAC system efficiently and economically.

Key factors to consider when choosing a financing option

When evaluating different financing packages for a mobile home HVAC system, it's essential to consider several key factors to ensure you make a well-informed decision. The right financing choice not only affects your immediate financial situation but also impacts your long-term financial health and the overall comfort of your home.

Firstly, interest rates are a critical consideration. They directly affect the total cost of financing an HVAC system. Lower interest rates typically mean lower monthly payments and less money paid over the life of the loan. It's important to compare rates from multiple lenders or financing programs to find the most favorable terms. Fixed interest rates provide predictability in budgeting, while variable rates might offer initial savings but carry the risk of future increases.

Another crucial factor is the length of the loan term. Shorter loan terms generally mean higher monthly payments but result in less interest paid over time. On the other hand, longer terms reduce monthly payments but increase total interest costs. It's important to balance what you can afford each month with how much you're willing to pay in total.


Credit score requirements should also be taken into account. Many financing options are contingent upon creditworthiness; hence, understanding where your credit stands can guide you toward appropriate choices and prepare you for potential negotiations on terms and conditions.

Additionally, consider any fees associated with the loan, such as origination fees, prepayment penalties, or late payment charges. These can add up and significantly impact your overall cost if not accounted for upfront.

The flexibility of payment options is another consideration that may align better with fluctuating income levels some homeowners experience. Some lenders may offer deferred payment plans or seasonal payment adjustments, which can be advantageous depending on personal financial situations.

Lastly, it's wise to evaluate any special offers or promotions that might be available through manufacturers or dealers directly tied to specific brands or models of HVAC systems. These promotions can sometimes include reduced rates or rebates that effectively lower your overall expenditure.

In conclusion, when choosing a financing option for a mobile home HVAC system, carefully weigh these factors-interest rates, loan term lengths, credit requirements, additional fees and charges, payment flexibility, and promotional offers-to make an informed decision that aligns with both immediate needs and long-term financial goals. By doing so, you ensure a comfortable living environment without compromising fiscal stability.



Personal Loans for HVAC Systems

When considering upgrading or installing a new HVAC system in a mobile home, one of the primary concerns is often the cost. HVAC systems can be an essential investment for improving comfort and energy efficiency, but they come with a significant price tag. This is where personal loans for HVAC systems become an attractive option, offering homeowners a way to spread out payments over time rather than bearing the upfront expense all at once.

Evaluating different financing packages requires careful consideration to ensure that you select an option that aligns with your financial situation and long-term goals. Personal loans specifically tailored for home improvements, such as HVAC installations, often provide favorable terms compared to general personal loans. These specialized loans may offer lower interest rates, longer repayment periods, or flexible payment options designed to accommodate the typically high costs associated with HVAC systems.

Start by assessing your current financial standing and credit score. A strong credit score can open doors to more competitive loan offers with lower interest rates and better terms. Next, research lenders who specialize in home improvement loans or those who have experience working with mobile homeowners. Some lenders may offer incentives or partnerships with HVAC manufacturers or contractors that could lead to discounts on equipment or installation services.

It's also important to compare the terms of each potential loan package thoroughly. Look beyond just the interest rate; consider the total cost of borrowing over the life of the loan. Calculate any fees associated with origination, closing, or early repayment penalties that might inflate the overall expense of financing your HVAC system through a particular lender.

Another critical factor is understanding how each financing package fits within your monthly budget constraints. Will you be able to comfortably manage the monthly payments without sacrificing other financial priorities? Opting for a longer repayment term might reduce immediate monthly payments but could result in paying more interest over time.

In addition to traditional banks and credit unions, explore alternative lending platforms online that might offer competitive rates due to lower overhead costs. However, exercise caution and verify their legitimacy before committing.

Finally, weigh the benefits of using personal loans against other financing methods such as manufacturer financing programs or utility company rebates which might offer unique

advantages like zero-interest periods or cash-back incentives upon energy-efficient upgrades.

By conducting thorough research and comparing multiple financing options tailored for mobile home HVAC systems, you can make an informed decision that enhances both your living environment and financial well-being without undue strain on your finances.

Pros and cons of using personal loans for HVAC installation

When considering the installation of a new HVAC system in a mobile home, one of the critical decisions involves choosing the right financing option. Personal loans often emerge as a viable choice for many homeowners due to their accessibility and straightforward terms. However, like any financial product, they come with their own set of advantages and disadvantages that must be weighed carefully.

On the positive side, personal loans offer flexibility and speed, which can be crucial when you're facing an urgent need for climate control improvements. Unlike some other forms of financing, personal loans generally do not require collateral, meaning you don't have to risk your home or other valuable assets to secure the loan. This feature provides peace of mind for many borrowers who are cautious about tying their property to debt.

Moreover, personal loans typically come with fixed interest rates and repayment terms, allowing homeowners to budget more effectively over time. Knowing exactly what your monthly payments will be helps eliminate surprises that can arise with variable-rate options.

Additionally, because these loans are unsecured, they often involve less paperwork and quicker approval processes compared to home equity lines or other secured methods.

However, there are downsides to using personal loans for HVAC installations in mobile homes that should not be overlooked. One significant concern is the interest rate itself; unsecured personal loans often have higher interest rates than secured alternatives like home equity loans or lines of credit. This means that over time, you may end up paying significantly more in interest charges.

Furthermore, while the absence of collateral requirements is appealing from a safety perspective, it also means lenders are taking on more risk by offering these loans without security backing. Consequently, borrowers with lower credit scores might find it challenging to obtain favorable terms or even qualify at all.

Another consideration is the impact on your overall financial health. Taking out a personal loan increases your debt load and can affect your credit score if not managed properly. It's important for homeowners to assess their ability to meet monthly payments consistently before committing to this type of financing.

In conclusion, while personal loans provide a convenient and accessible way to finance an HVAC installation in a mobile home, they also come with potential drawbacks such as higher interest rates and implications for credit standing. Homeowners must conduct thorough research and compare different financing options tailored specifically for mobile homes before making a decision. By carefully evaluating both the pros and cons associated with personal loans, individuals can ensure they choose a solution that aligns best with their financial situation and long-term goals.

When considering the financing of a mobile home HVAC system, understanding the intricacies of personal loans is crucial. Interest rates and loan terms are pivotal factors that can significantly impact the overall cost and feasibility of your investment. As we dive into evaluating different financing packages, it becomes essential to demystify these concepts and assess how they align with your financial situation.

Interest rates on personal loans vary widely, influenced by factors such as credit score, lender policies, and prevailing economic conditions. Typically, borrowers with higher credit scores benefit from lower interest rates, reflecting their perceived reliability in repaying loans. Conversely, those with lower credit scores might face higher rates due to increased risk for

lenders. It's important to note that even a small difference in interest rates can have a substantial effect on the total repayment amount over the life of a loan.

The terms associated with personal loans also play an integral role in shaping your financial commitment. Loan terms refer to the duration over which you agree to repay the borrowed amount. Shorter terms generally lead to higher monthly payments but less interest paid overall, while longer terms might offer more manageable monthly installments at the expense of paying more interest over time. Understanding this trade-off is key when evaluating which option best suits your budgetary constraints.

When assessing different financing packages for a mobile home HVAC system, it's beneficial to explore various lenders and compare their offerings. Banks, credit unions, and online lenders each have unique criteria and benefits that may align differently with your needs. Some may offer fixed interest rates providing predictability in repayments, while others might provide variable rates that could fluctuate based on market conditions.

Additionally, examining any fees associated with personal loans is vital-such as origination fees or prepayment penalties-which can influence the true cost of borrowing beyond just interest rates and repayment terms. Transparency from lenders regarding these fees ensures you make an informed decision without unexpected surprises down the line.

In conclusion, navigating through different financing packages for mobile home HVAC systems requires careful consideration of both interest rates and loan terms associated with personal loans. By analyzing these elements alongside fees and lender reliability, you position yourself to make a financially sound decision tailored to your specific circumstances. Investing effort into understanding these components not only aids in securing favorable loan conditions but also contributes significantly towards achieving long-term financial stability as you enhance your living environment's comfort and efficiency.

When considering the purchase of an HVAC system for a mobile home, one critical aspect that potential buyers must evaluate is the financing package options available from manufacturers. Manufacturer financing packages are tailored programs offered by HVAC manufacturers to help customers manage the cost of acquiring these essential systems. These packages often come with various benefits and terms that can significantly influence the overall affordability and financial impact of the purchase.

The first step in evaluating manufacturer financing packages is understanding the typical components included in these offers. Most packages provide options for low-interest or zero-interest loans, extended payment plans, or even leases that allow customers to spread out payments over time. Such arrangements can make a considerable difference for those on tight budgets, as they reduce the immediate financial burden and provide more manageable monthly payments.

Another important factor to consider is any promotional offers attached to these financing packages. Manufacturers often run special promotions that include rebates, discounts, or even free installation services if financed directly through them. These promotions can present significant savings opportunities and add value beyond just spreading out payments.

However, while these financing options may seem attractive at first glance, it's crucial for buyers to carefully scrutinize the terms and conditions associated with each package. Key aspects such as interest rates after any introductory period ends, potential penalties for early repayment, and hidden fees should be thoroughly examined. Understanding these details will help avoid unexpected costs down the line.

Furthermore, it's essential to compare manufacturer financing with other available options like bank loans or dealer-specific offers. This comparison can highlight differences in interest rates and terms that might make alternative solutions more appealing depending on one's financial situation.

Lastly, assessing one's own financial health is vital before committing to any financing agreement. Buyers should have a clear picture of their credit score and debt-to-income ratio since these factors can affect not only eligibility but also the quality of terms available under different financing schemes.

In conclusion, while manufacturer financing packages offer enticing ways to afford necessary HVAC upgrades for mobile homes without breaking the bank upfront, careful evaluation is key. By analyzing all available options and understanding both short-term benefits and long-term implications of each plan, consumers can make informed decisions that align with their financial goals and ensure comfort without compromising economic stability.

When considering the installation of a new HVAC system in a mobile home, one of the most crucial aspects to evaluate is the financing options available. HVAC systems can be a significant investment, and understanding the various financing packages offered by

manufacturers can make this process more manageable and affordable for homeowners.

Firstly, many HVAC manufacturers provide traditional financing plans through partnerships with financial institutions. These plans typically involve monthly payments over a set period, ranging from 12 to 72 months. The interest rates may vary based on creditworthiness and the specific terms of the agreement. This option allows homeowners to spread out the cost of their new HVAC system, making it more accessible without needing to pay the full amount upfront.

Another popular financing option is deferred payment plans. These plans allow homeowners to install an HVAC system immediately but delay payments until a later date. Often, these offers come with promotional periods where no interest is charged if the total payment is made within a specified timeframe, such as 12 or 18 months. This can be particularly beneficial for those who anticipate having funds available in the future but need an immediate solution for their heating and cooling needs.

Some manufacturers also offer in-house financing options tailored specifically for mobile home owners. These packages may include lower interest rates or longer repayment terms designed to accommodate tighter budgets often associated with mobile home living. In-house financing might also come with additional perks such as extended warranties or maintenance packages, providing added value beyond just financial support.

Leasing programs are another alternative that some manufacturers offer. Through leasing, homeowners can essentially rent their HVAC system for a monthly fee rather than purchasing it outright. This option can be advantageous because it often includes regular maintenance services and repairs at no extra cost, ensuring that the system remains efficient and reliable throughout its lifespan.

Additionally, there are energy efficiency rebates and incentives provided by both manufacturers and government programs that can significantly reduce the overall cost of an HVAC system. These rebates reward homeowners for choosing high-efficiency units that consume less energy, helping to offset initial expenses while promoting sustainable practices.

In conclusion, evaluating different financing packages when purchasing an HVAC system for a mobile home involves examining various options such as traditional loans, deferred payment plans, in-house financing tailored for specific needs, leasing programs, and taking advantage of energy efficiency rebates. By thoroughly exploring these choices, homeowners can find a

solution that fits their financial situation while ensuring comfort and efficiency in their living space. With careful consideration and planning, upgrading to a new HVAC system becomes not only feasible but also financially savvy.

When considering the financing options available for purchasing a mobile home HVAC system, one of the intriguing choices is manufacturer financing. This method involves obtaining a loan directly from the company that produces the HVAC unit, rather than seeking third-party financing through banks or credit unions. Understanding the benefits and potential drawbacks of manufacturer financing is crucial for making an informed decision.

One of the primary advantages of manufacturer financing is convenience. By securing financing through the manufacturer, buyers often experience a streamlined process, as these companies are well-versed in their products and can provide tailored payment plans to suit different financial situations. Additionally, manufacturers might offer promotional incentives such as low-interest rates or deferred payments to entice customers to choose their financing options. These promotions can make manufacturer financing an attractive choice, potentially saving buyers significant amounts in interest payments over time.

Another benefit is expertise. Manufacturers possess in-depth knowledge about their products and can offer comprehensive support throughout the purchase process. They may also have dedicated customer service teams that specialize in dealing with any issues related to both the HVAC system and its financing plan. This specialized assistance can be invaluable for homeowners who seek reassurance and clarity when committing to a long-term financial obligation.

However, there are potential drawbacks associated with manufacturer financing that should not be overlooked. One major consideration is flexibility-or lack thereof-in comparison to traditional lenders. Manufacturer loans may come with strict terms and conditions that limit refinancing opportunities or impose penalties for early repayment. For buyers who anticipate fluctuations in their financial circumstances, this rigidity could become burdensome over time.

Moreover, while promotional rates can be enticing initially, they might revert to higher interest rates after a certain period, leading to increased costs over the life of the loan. It's essential for prospective buyers to carefully scrutinize all terms associated with these offers to avoid unexpected financial strain down the line.

Additionally, by opting for manufacturer financing, consumers may miss out on competitive offers from independent lenders who might provide more favorable conditions or lower interest rates based on credit scores or other factors unique to individual borrowers.

In conclusion, while manufacturer financing presents several appealing benefits such as convenience and expert support during both the purchasing and repayment processes, it also comes with inherent risks like inflexibility and potential long-term costs due to fluctuating interest rates or limited refinancing options. When evaluating different financing packages for mobile home HVAC systems, it's imperative that buyers weigh these pros and cons carefully against their personal circumstances before making a decision that aligns best with their financial goals and needs.

When evaluating different financing packages for mobile home HVAC systems, it's important to consider the role of credit card financing as a viable option for addressing immediate needs. In today's fast-paced world, having access to reliable and efficient heating and cooling systems is not just a luxury but a necessity. For mobile homeowners, ensuring that their living spaces are comfortable year-round often involves significant initial investments, particularly when upgrading or replacing HVAC units.

Credit card financing can be an attractive solution for those who require immediate installation or repairs but may not have the liquid cash readily available. One of the key advantages of using credit cards is the speed and convenience they offer. Unlike traditional loans that might require lengthy approval processes, credit cards provide instant access to funds. This immediacy is crucial in situations where an HVAC system fails during extreme weather conditions, leaving occupants vulnerable to discomfort or health risks.

Moreover, many credit card companies offer promotional periods with zero or low-interest rates on purchases made within specific time frames. If managed wisely-by ensuring the balance is paid off before the promotional period ends-homeowners can effectively spread out payments without incurring additional costs. This can ease budget constraints and allow for necessary upgrades without immediate financial strain.

However, it's essential to approach credit card financing with caution. The convenience it offers can also lead to potential pitfalls if not carefully managed. High-interest rates post-promotional periods can significantly increase the overall cost of an HVAC system if balances are not cleared promptly. Additionally, relying heavily on credit card debt can affect one's credit score and limit future borrowing capacity.

Therefore, while evaluating different financing packages for mobile home HVAC systems, individuals should weigh the pros and cons of using credit cards against other options like personal loans or installment plans offered by HVAC providers. It's advisable to conduct thorough research into various promotions available from credit card companies and assess one's ability to meet repayment requirements within stipulated timelines.

In conclusion, while credit card financing provides a quick solution for acquiring necessary funds for immediate HVAC needs in mobile homes, it requires disciplined financial management to avoid long-term debt traps. By considering both short-term benefits and potential long-term implications, homeowners can make informed decisions that ensure comfort without compromising financial stability.

In today's fast-paced world, the comfort of our living spaces has become paramount, and this is no less true for those residing in mobile homes. The need for effective heating, ventilation, and air conditioning (HVAC) systems is critical to ensure a comfortable living environment throughout the year. However, financing these systems can pose a significant challenge due to their high upfront costs. Among the various options available for financing HVAC installations in mobile homes, using credit cards has emerged as a popular choice.

Credit cards offer a flexible and convenient means of financing substantial purchases like HVAC systems. They allow homeowners to spread the cost over time rather than paying an overwhelming sum upfront. This could be particularly appealing to mobile home residents who might not have immediate access to large amounts of disposable income. Credit card companies often provide introductory offers with low or even zero percent interest rates for a specified period, making them an attractive option for buyers looking to manage their cash flow effectively.

However, it's crucial to approach credit card financing with caution and strategic planning. One key advantage-flexibility-can quickly turn into a disadvantage if not managed wisely. Once the introductory period ends, credit cards typically carry higher interest rates compared to other forms of financing such as personal loans or dedicated HVAC financing programs offered by manufacturers or retailers. Therefore, it is essential for homeowners to ensure they can pay off the balance within the promotional period to avoid accruing significant interest charges.

Moreover, using credit cards can impact one's credit score depending on how well balances are managed relative to credit limits. High utilization rates may negatively affect credit scores, potentially complicating future financial endeavors such as securing loans or mortgages.

Before committing to using a credit card for HVAC financing in a mobile home setting, it's advisable for homeowners to thoroughly evaluate their financial situation and consider alternative options that might offer better terms or lower interest rates over time. For instance, some manufacturers provide special financing packages tailored specifically for HVAC purchases which include extended payment plans at favorable terms.

Additionally, exploring government incentives and rebates can help offset some of the costs associated with upgrading HVAC systems in mobile homes. These programs aim at encouraging energy efficiency improvements by providing financial assistance or tax credits that reduce initial outlays.

Ultimately, while using credit cards offers convenience and flexibility when upgrading HVAC systems in mobile homes, it requires careful consideration and disciplined financial management. Homeowners should weigh all available options and possibly consult with financial advisors before making decisions that will impact their long-term financial health. By doing so, they can enjoy modern comforts without compromising their economic stability—a balance crucially important in achieving peace of mind alongside physical comfort in their mobile homes.

When considering the purchase of a mobile home HVAC system, evaluating different financing packages becomes a critical component of the decision-making process. This task requires a careful analysis of interest rates, credit limits, and repayment plans to ensure that the chosen financial arrangement aligns with one's budgetary constraints and long-term financial goals.

Interest rates serve as one of the primary factors influencing the overall cost of financing an HVAC system. Lower interest rates can significantly reduce the total amount paid over time, making it crucial to shop around for competitive offers. It's essential to compare rates from various lenders, including banks, credit unions, and specialized finance companies. Taking into account both fixed and variable interest rate options is also advisable. While fixed rates provide stability and predictability in monthly payments, variable rates might offer lower initial costs but come with potential fluctuations based on market conditions.

Credit limits are another key consideration when evaluating financing packages. These limits determine how much one can borrow and directly affect purchasing power. It's important to assess one's credit score before applying for financing, as this will largely dictate the available credit limit and influence interest rate offers. Understanding your credit standing allows for realistic expectations when seeking funding options and helps identify opportunities to improve terms through credit-building strategies if necessary.

Repayment plans must also be scrutinized carefully. The length of repayment terms can vary widely among different financing options—from short-term arrangements spanning a few years to extended plans lasting over a decade. While longer terms may offer lower monthly payments, they often result in higher total costs due to accumulated interest over time. Conversely, shorter terms typically involve higher monthly payments but lead to quicker debt resolution and less overall interest expense.

In addition to these financial metrics, it's vital to consider any additional fees or conditions attached to financing agreements. Some lenders might impose penalties for early repayments or stipulate mandatory insurance requirements that could add unforeseen costs.

Ultimately, selecting the right financing package for a mobile home HVAC system involves balancing immediate affordability with long-term financial viability. By thoroughly examining interest rates, understanding one's credit limits, and evaluating various repayment plans under different scenarios, buyers can secure favorable terms that harmonize with their fiscal circumstances while ensuring comfort during all seasons in their mobile homes.

Therefore, conducting comprehensive research and perhaps consulting with financial advisors can aid in making informed choices that support both present needs and future aspirations without compromising financial health.

When considering the essential comfort and energy efficiency of a mobile home, installing or upgrading an HVAC system can be a significant investment. Such an endeavor often requires exploring various financing packages to make it feasible for homeowners. In this context, understanding government assistance programs and incentives becomes crucial in evaluating different financing options.

Government assistance programs play a pivotal role in making energy-efficient HVAC systems more accessible to mobile home owners. These programs are designed to alleviate financial burdens and encourage environmentally friendly practices. For instance, the Low-Income Home Energy Assistance Program (LIHEAP) is a federal initiative that helps low-income families manage costs associated with heating and cooling their homes. By providing grants directly to households or through community action agencies, LIHEAP ensures that even financially constrained families can afford necessary upgrades without compromising their budgets.

Moreover, numerous state-specific incentives complement federal aid by targeting localized needs and climates. States with extreme weather conditions might offer additional rebates or tax credits for energy-efficient HVAC installations in mobile homes. These incentives not only reduce upfront costs but also promote long-term savings through reduced utility bills.

In addition to direct financial aid, government-backed loans provide another avenue for funding HVAC projects. Programs such as the Federal Housing Administration's Title I Property Improvement Loan allow homeowners to borrow money specifically for home improvements, including new HVAC systems. These loans often come with lower interest rates compared to traditional bank loans, making them an attractive option for those who might not qualify under conventional lending criteria.

Tax incentives further enhance the appeal of upgrading mobile home HVAC systems. The Energy Efficient Home Improvement Credit is one such benefit that allows taxpayers to claim deductions on their federal taxes when they invest in qualifying energy-efficient products. Such incentives effectively lower the net cost of these improvements by offsetting some expenses during tax season.

Evaluating these government-assisted financing packages involves considering both immediate affordability and long-term benefits. While upfront grants or rebates can significantly cut initial expenses, tax credits may offer more substantial savings over time as they recoup part of the investment during subsequent fiscal years.

In conclusion, navigating the landscape of financing packages for mobile home HVAC systems reveals a wealth of opportunities through government assistance programs and incentives. By tapping into these resources, homeowners can achieve enhanced comfort and efficiency while minimizing financial strain. Ultimately, informed evaluation of available options will ensure that individuals choose the most beneficial path tailored to their specific economic situation and climate needs.

Evaluating different financing packages for mobile home HVAC systems is a crucial step in ensuring that homeowners can afford necessary upgrades without straining their budgets. Mobile homes, often perceived as an affordable housing option, still require efficient heating, ventilation, and air conditioning systems to provide comfort and maintain energy efficiency. Fortunately, both state and federal programs offer financial assistance to mobile home owners looking to upgrade their HVAC systems.

Firstly, it is essential to understand the significance of these programs. Many mobile homes are older models with outdated HVAC systems that not only consume more energy but also lead to higher utility bills. Upgrading these systems can be expensive upfront; however, the long-term savings on energy costs make it a worthwhile investment. Recognizing this need, state and federal governments have developed various programs aimed at alleviating the financial burden on homeowners.

At the federal level, one of the most prominent programs is the Weatherization Assistance Program (WAP). This initiative provides funds to improve the energy efficiency of homes for low-income families by installing insulation, reducing air leakage, and replacing inefficient heating and cooling equipment. By leveraging this program, mobile home owners can access grants or low-interest loans specifically for upgrading their HVAC systems.

Additionally, many states offer supplementary incentives tailored towards energy efficiency improvements in mobile homes. For instance, some states have established rebate programs or tax credits for residents who purchase Energy Star-rated appliances or upgrade their home's insulation and HVAC systems. These incentives significantly reduce the overall cost of making such improvements.

Moreover, utility companies often collaborate with state agencies to offer special financing packages or rebates for customers who invest in energy-efficient upgrades. These partnerships benefit both parties: homeowners reduce their monthly expenses while utilities meet regulatory requirements related to energy conservation.

When evaluating different financing packages for mobile home HVAC upgrades, it is crucial for homeowners to conduct thorough research on available options in their region. They should begin by contacting local government offices or visiting websites dedicated to state energy offices where they can find comprehensive information about applicable programs.

Furthermore, consulting with professionals who specialize in mobile home improvements could provide valuable insights into maximizing available benefits. These experts might have knowledge about lesser-known local initiatives or emerging technologies that enhance efficiency even further.

In conclusion, exploring available state and federal programs is an excellent strategy for mobile home owners seeking affordable ways to improve their HVAC systems' performance

without breaking their budget constraints. By taking advantage of these opportunities-whether through grants from weatherization assistance projects at the national level or accessing local rebates-homeowners not only save money but also contribute positively toward environmental sustainability by reducing overall household carbon footprints through increased energy efficiency measures within their living spaces.

When considering the financing of a mobile home HVAC system, understanding eligibility requirements and application processes is crucial. Mobile homes often require specialized heating, ventilation, and air conditioning systems due to their unique structural characteristics. Therefore, securing the appropriate financing package can make a significant difference in both affordability and efficiency.

Firstly, it is essential to evaluate the eligibility criteria set forth by various lenders or financial institutions offering HVAC financing for mobile homes. These criteria typically include factors such as credit score, income level, employment history, and existing debt obligations. A good credit score often opens doors to more favorable terms; however, there are options available for those with less-than-perfect credit histories. Lenders may also consider the age and condition of the mobile home itself since older units might pose higher risks.

The next step involves navigating through the application process. It's advisable to begin by gathering all necessary documentation such as proof of income, identification records, and any current mortgage statements. This preparation ensures a smoother application experience. Many lenders offer online applications that streamline this process; however, some might require in-person consultations to discuss options more thoroughly.

Understanding different types of financing packages is equally important once eligibility has been established. Some common options include personal loans specifically tailored for home improvement projects or manufacturer financing directly from HVAC system providers. Personal loans offer flexibility but may come at higher interest rates compared to secured loans tied directly to property equity.

Manufacturer financing can be advantageous if offered at low or zero interest rates as part of promotional deals-though these often require prompt repayment schedules to maintain favorable terms. Additionally, government programs aimed at energy efficiency improvements might provide grants or subsidized loans that reduce overall costs significantly.

It's crucial for applicants to compare these packages not only based on immediate affordability but also long-term costs including interest rates and potential penalties for early repayment or defaults. Consulting with financial advisors who specialize in home improvement loans can provide valuable insights tailored specifically to individual circumstances.

In conclusion, while evaluating different financing packages for mobile home HVAC systems might initially seem daunting due to varied eligibility requirements and complex application processes-it ultimately empowers homeowners by enhancing their understanding of available resources tailored specifically towards their needs. By carefully assessing each option's benefits against its costs while ensuring all requisite documents are prepared beforehand-one can secure an optimal solution that balances both economic feasibility with enhanced living comfort within one's mobile abode.

When considering the purchase of a new HVAC system for a mobile home, one of the most important aspects to evaluate is the variety of financing packages available. Each package offers distinct costs and potential savings, making it essential to compare them carefully to ensure that you select the best option for your financial situation and long-term benefits.

Firstly, it's crucial to understand that different financing packages can vary significantly in terms of interest rates, repayment periods, and additional fees. A low-interest loan might initially seem like the most attractive option because it could reduce monthly payments. However, it's important to consider the total cost over time. Some loans with lower interest rates may have longer repayment periods, which could result in paying more in interest over the life of the loan.

Another factor to consider is any available incentives or rebates associated with certain financing options. Some lenders or manufacturers offer rebates on energy-efficient HVAC systems as part of their financing packages. These incentives can significantly offset initial costs and contribute to long-term savings by reducing energy consumption and utility bills.

Additionally, explore whether any package includes maintenance plans or extended warranties. While these might increase upfront costs slightly, they can lead to substantial savings over time by covering repairs or providing regular maintenance services that prolong the life and efficiency of your HVAC system.

It's also wise to consider flexible payment options that might be included within certain packages. For instance, some lenders allow for bi-weekly payments instead of monthly ones,

which can help reduce interest accumulation over time and accelerate debt payoff without causing a significant strain on your budget.

Lastly, take into account your personal financial goals and current situation when comparing different financing options. Are you looking for minimal impact on monthly cash flow? Or perhaps you're aiming for overall cost-effectiveness in the long run? Balancing these considerations will guide you towards selecting a package aligned with both your immediate needs and future aspirations.

In conclusion, evaluating different financing packages for a mobile home HVAC system requires a comprehensive approach that considers both immediate costs and long-term savings potential. By analyzing interest rates, incentives, payment flexibility, and additional benefits such as maintenance plans or warranties, you'll be better equipped to make an informed decision that optimizes financial health while ensuring comfort in your home.

When evaluating different financing packages for mobile home HVAC systems, understanding the overall cost-effectiveness is crucial. Financing a new HVAC system can be a daunting task, especially when considering the various options available in today's market. Each option presents its own set of advantages and drawbacks, making it essential to analyze them thoroughly to ensure that the chosen plan aligns with one's financial situation and long-term goals.

First and foremost, one must consider traditional bank loans as a viable option. These loans often provide competitive interest rates for borrowers with strong credit ratings. The fixed nature of these loans allows for predictable monthly payments, which can aid in budgeting. However, they may require collateral or come with stringent qualification criteria, potentially limiting their accessibility for some homeowners.

Another popular avenue is manufacturer financing or dealer promotions. These financing packages often entice consumers with low introductory interest rates or even zero-percent interest offers for an initial period. While this may seem appealing at first glance, it is crucial to examine the terms closely. Sometimes these low rates are temporary, and once they expire, significantly higher interest rates might apply. Homeowners need to assess their ability to repay within the promotional period to avoid unexpected financial burdens.

Personal loans offer another route for those seeking flexibility without tying the loan to their property as collateral. They typically have higher interest rates compared to secured loans but

can be easier and faster to obtain due to fewer requirements and paperwork involved. This path could be beneficial for individuals needing quick access to funds but who possess a clear plan for repayment.

Home equity lines of credit (HELOCs) also present an intriguing option by leveraging one's existing home equity as collateral. HELOCs generally offer lower interest rates since they are secured by the home itself. The revolving credit nature provides flexibility in borrowing amounts as needed over time instead of receiving a lump sum upfront. However, risking one's home as collateral requires careful consideration of personal financial stability and future market conditions.

Moreover, energy efficiency grants or rebates from governmental bodies or utility companies should not be overlooked when calculating cost-effectiveness. These programs can offset some upfront costs associated with purchasing energy-efficient HVAC systems through direct discounts or tax incentives, adding value beyond traditional financing routes.

Ultimately, the choice among these various financing options hinges on individual circumstances such as credit score, current equity in one's home, income stability, and long-term financial plans. A comprehensive evaluation should involve calculating total costs over time-including any potential penalties or fees-alongside immediate affordability considerations like monthly payment amounts.

In conclusion, determining the most cost-effective financing package requires careful scrutiny of each alternative's terms coupled with introspective analysis regarding personal finances and future prospects. By weighing immediate costs against long-term savings opportunities provided by efficient systems or favorable loan agreements-and considering any available incentives-homeowners can make informed decisions that best serve both their current needs and future aspirations in maintaining comfort within their mobile homes efficiently and economically.

In today's rapidly evolving world, the emphasis on energy efficiency is more pronounced than ever. As we confront escalating energy costs and environmental concerns, the need for sustainable solutions in all sectors becomes increasingly critical. One area that stands out for its potential in long-term savings is the improvement of Heating, Ventilation, and Air Conditioning (HVAC) systems in mobile homes. Evaluating different financing packages for these upgrades not only enhances comfort but also offers a pathway to significant financial savings over time.

Mobile homes, often characterized by their affordability and flexibility, present unique challenges when it comes to energy efficiency. Many older models were built with less efficient materials and technologies, leading to higher energy consumption and subsequently, increased utility bills. However, modern advancements in HVAC technology provide an opportunity to address these inefficiencies head-on.

Investing in energy-efficient HVAC systems can lead to substantial long-term savings through reduced energy usage. These systems are designed to consume less power while maintaining optimal performance levels. For instance, high-efficiency heat pumps or air conditioners use advanced compressors and refrigerants that minimize electricity consumption without compromising on cooling or heating effectiveness. Over time, this translates into lower monthly utility bills-savings that can accumulate significantly over the years.

However, the initial cost of upgrading HVAC systems can be daunting for many mobile home owners. This is where exploring different financing packages becomes crucial. There are several options available today that cater specifically to homeowners looking to make their properties more energy-efficient without bearing an immediate financial burden.

One option is government-sponsored programs offering low-interest loans or rebates for installing energy-efficient appliances. These programs aim to incentivize homeowners by reducing the upfront costs associated with such improvements. Additionally, some utility companies offer similar incentives or even subsidized rates for those who adopt greener technologies.

Another viable option is private financing through banks or credit unions that have started recognizing the value of sustainability in lending practices. Many institutions now offer tailored loans with flexible repayment terms specifically designed for energy-efficient home improvements.

Moreover, property-assessed clean energy (PACE) financing provides another alternative by allowing homeowners to finance upgrades through property tax assessments spread over several years. This method ties repayments directly to property taxes rather than personal credit histories-a boon for individuals wary of traditional loan structures affecting their credit scores.

While each financing package has its pros and cons depending on individual circumstances such as credit history and income level, they collectively represent a commitment towards fostering a more sustainable environment while ensuring economic benefits remain accessible across diverse demographics.

In conclusion, improving HVAC systems within mobile homes offers dual advantages: enhancing living conditions through better climate control while simultaneously realizing substantial long-term savings via reduced energy expenditures-all achievable through strategic evaluation of available financing packages tailored towards promoting eco-friendly practices among homeowners nationwide.

Embracing these changes not only contributes positively towards mitigating environmental impacts but also aligns with broader societal shifts towards sustainable living-a testament to how small changes at home can yield far-reaching benefits both economically and ecologically over time.

When evaluating different financing packages for mobile home HVAC systems, it's essential to approach the decision with a comprehensive understanding of your financial situation, the terms and conditions of potential loans or payment plans, and the long-term implications of each option. Selecting an appropriate financing plan can significantly influence not only your immediate budget but also the overall cost-effectiveness and satisfaction with your investment in home comfort.

First and foremost, you should begin by assessing your current financial state. This involves taking stock of your savings, monthly income, existing debts, and expenses. Understanding these elements will help you determine a realistic budget for HVAC financing without overextending yourself financially. It's crucial to have a clear picture of what you can afford on a monthly basis while also considering any unforeseen expenses that might arise.

Once you've established your budget, it's important to thoroughly research different financing options available for mobile home HVAC systems. These may include personal loans, credit cards, manufacturer financing programs, or energy efficiency incentive programs offered by local governments or utilities. Each option comes with its own set of interest rates, repayment terms, and eligibility requirements. Carefully comparing these variables can help you identify which plans align best with your financial capabilities and goals.

Interest rates are a critical factor when choosing a financing plan. Lower interest rates generally mean lower overall costs; however, they might come with stringent qualification criteria such as excellent credit scores or higher down payments. Conversely, higher interest rate options might be more accessible but could lead to paying much more over time.

Another vital consideration is the loan term-the duration over which you will repay the borrowed amount. Shorter terms typically result in higher monthly payments but less interest paid over the life of the loan. Longer terms may offer more manageable monthly payments but increase total costs due to accumulated interest.

Don't forget to read the fine print regarding fees associated with each financing package. Origination fees, prepayment penalties, late payment charges-these can all add up if you're not careful. It's advisable to choose plans that offer transparency without hidden costs that could surprise you later on.

Additionally, consider any special promotions or discounts provided by manufacturers or installers during certain times of the year; these can sometimes make specific packages more appealing than others under normal circumstances.

Finally, weigh how each option aligns with both short-term needs and long-term objectives for your household's comfort and energy efficiency goals. Investing in an efficient HVAC system now could reduce utility bills substantially down the line-and selecting an affordable financing plan will ensure you're able to maintain those benefits without financial strain.

In conclusion, selecting a suitable financing plan for a mobile home HVAC system requires thoughtful deliberation across several key areas: personal financial health assessment; rigorous comparison of interest rates and loan terms; scrutiny of additional fees; awareness of promotional opportunities; and alignment with future household objectives. By carefully navigating these considerations step-by-step rather than rushing into a decision fueled by urgency or convenience alone-you'll place yourself in a position to enjoy enhanced climate control at home within an economically sustainable framework.

When it comes to making informed financial decisions about mobile home HVAC installations, particularly in the context of evaluating different financing packages, it's crucial to approach the process with a strategic mindset. Mobile homes often require specialized heating and cooling systems due to their unique structural features, and ensuring efficient climate control can significantly enhance comfort and energy efficiency. However, the costs associated with

installing or upgrading an HVAC system can be substantial, which makes selecting the right financing package an important step in managing your finances wisely.

Firstly, understanding your financial standing is pivotal. Before diving into the various financing options available for mobile home HVAC systems, take a comprehensive look at your current financial health. This includes assessing your credit score, monthly budget, and overall financial obligations. A strong credit score may grant you access to more favorable loan terms with lower interest rates. Conversely, if your credit score needs improvement, you might face higher rates but could still find viable options tailored for those building or repairing their credit.

Once you have a clear picture of your financial situation, research is your next best ally. The market offers a variety of financing packages that cater specifically to mobile home improvements such as HVAC installations. These can range from personal loans offered by banks and credit unions to specialized home improvement loans or manufacturer-specific financing programs. Evaluate these options based on factors like interest rates, loan term lengths, fees associated with early repayment or late payments, and any additional benefits they might offer.

Another crucial aspect is understanding the total cost of ownership beyond just the installation price tag. When evaluating different financing packages for an HVAC system in a mobile home setting, consider not only the initial outlay but also long-term operating costs. Energy-efficient models might come at a premium upfront but can result in significant savings over time through reduced utility bills—a factor that should weigh heavily in any cost-benefit analysis.

It's equally important to scrutinize each lender's credibility and customer service reputation. Reading reviews from other customers who have financed similar projects can provide invaluable insights into what you might expect during both the application process and throughout the life of the loan.

Additionally, consult with professionals who specialize in mobile home HVAC installations. They can offer guidance on what type of system best suits your needs while staying within budget constraints—potentially recommending systems that qualify for government incentives or tax rebates designed to promote energy efficiency.

Finally, never underestimate the power of negotiation; lenders are often willing to discuss terms if they see you as a viable candidate for their services. Don't hesitate to ask questions

about potential discounts or promotions that could make one package more appealing than another.

In conclusion, making informed financial decisions regarding mobile home HVAC installations involves thorough preparation and research into available financing packages. By taking stock of personal finances first and then exploring all available options while considering long-term costs and benefits-homeowners can find an optimal solution that balances affordability with functionality without compromising on quality or service reliability.


About Sick building syndrome



This article may have misleading content. Please help clarify the content. (November 2022)




This article **needs more reliable medical references for verification or relies too heavily on primary sources.** Please review the contents of the article and add the appropriate references if you can. Unsourced or poorly sourced material may be challenged and removed. *Find sources:* "Sick building syndrome" – news · newspapers · books · scholar · JSTOR (November 2022)



This article has multiple issues. Please help **improve it** or discuss these issues on the **talk page**. (*Learn how and when to remove these messages*)

(*Learn how and when to remove this message*)

Sick building syndrome

Specialty Environmental medicine, immunology  [Edit this on Wikidata](#)

Sick building syndrome (SBS) is a condition in which people develop symptoms of illness or become infected with chronic disease from the building in which they work or reside.^[1] In scientific literature, SBS is also known as **building-related illness (BRI)**, **building-related symptoms (BRS)**, or **idiopathic environmental intolerance (IEI)**.

The main identifying observation is an increased incidence of complaints of such symptoms as headache, eye, nose, and throat irritation, fatigue, dizziness, and nausea. The 1989 Oxford English Dictionary defines SBS in that way.^[2] The World Health Organization created a 484-page tome on indoor air quality 1984, when SBS was attributed only to non-organic causes, and suggested that the book might form a basis for legislation or litigation.^[3]


The outbreaks may or may not be a direct result of inadequate or inappropriate cleaning.^[2] SBS has also been used to describe staff concerns in post-war buildings with faulty building aerodynamics, construction materials, construction process, and

maintenance.^[2] Some symptoms tend to increase in severity with the time people spend in the building, often improving or even disappearing when people are away from the building.^{[2][4]} The term *SBS* is also used interchangeably with "**building-related symptoms**", which orients the name of the condition around patients' symptoms rather than a "sick" building.^[5]

Attempts have been made to connect sick building syndrome to various causes, such as contaminants produced by outgassing of some building materials, volatile organic compounds (VOC), improper exhaust ventilation of ozone (produced by the operation of some office machines), light industrial chemicals used within, and insufficient fresh-air intake or air filtration (see "Minimum efficiency reporting value").^[2] Sick building syndrome has also been attributed to heating, ventilation, and air conditioning (HVAC) systems, an attribution about which there are inconsistent findings.^[6]

Signs and symptoms

[edit]



An air quality monitor

Human exposure to aerosols has a variety of adverse health effects.^[7] Building occupants complain of symptoms such as sensory irritation of the eyes, nose, or throat; neurotoxic or general health problems; skin irritation; nonspecific hypersensitivity reactions; infectious diseases;^[8] and odor and taste sensations.^[9] Poor lighting has caused general malaise.^[10]

Extrinsic allergic alveolitis has been associated with the presence of fungi and bacteria in the moist air of residential houses and commercial offices.^[11] A study in 2017 correlated several inflammatory diseases of the respiratory tract with objective evidence of damp-caused damage in homes.^[12]

The WHO has classified the reported symptoms into broad categories, including mucous-membrane irritation (eye, nose, and throat irritation), neurotoxic effects (headaches, fatigue, and irritability), asthma and asthma-like symptoms (chest tightness and wheezing), skin dryness and irritation, and gastrointestinal complaints.^[13]

Several sick occupants may report individual symptoms that do not seem connected. The key to discovery is the increased incidence of illnesses in general with onset or exacerbation in a short period, usually weeks. In most cases, SBS symptoms are relieved soon after the occupants leave the particular room or zone.^[14] However, there can be lingering effects of various neurotoxins, which may not clear up when the occupant leaves the building. In some cases, including those of sensitive people, there are long-term health effects.^[15]

Cause

[edit]

ASHRAE has recognized that polluted urban air, designated within the United States Environmental Protection Agency (EPA)'s air quality ratings as unacceptable, requires the installation of treatment such as filtration for which the HVAC practitioners generally apply carbon-impregnated filters and their likes. Different toxins will aggravate the human body in different ways. Some people are more allergic to mold, while others are highly sensitive to dust. Inadequate ventilation will exaggerate small problems (such as deteriorating fiberglass insulation or cooking fumes) into a much more serious indoor air quality problem.^[10]

Common products such as paint, insulation, rigid foam, particle board, plywood, duct liners, exhaust fumes and other chemical contaminants from indoor or outdoor sources, and biological contaminants can be trapped inside by the HVAC AC system. As this air is recycled using fan coils the overall oxygenation ratio drops and becomes harmful. When combined with other stress factors such as traffic noise and poor lighting, inhabitants of buildings located in a polluted urban area can quickly become ill as their immune system is overwhelmed.^[10]

Certain VOCs, considered toxic chemical contaminants to humans, are used as adhesives in many common building construction products. These aromatic carbon rings / VOCs can cause acute and chronic health effects in the occupants of a building, including cancer, paralysis, lung failure, and others. Bacterial spores, fungal spores, mold spores, pollen, and viruses are types of biological contaminants and can all cause allergic reactions or illness described as SBS. In addition, pollution from outdoors, such as motor vehicle exhaust, can enter buildings, worsen indoor air quality, and increase the indoor concentration of carbon monoxide and carbon dioxide.^[16] Adult SBS symptoms were associated with a history of allergic rhinitis, eczema and asthma.^[17]

A 2015 study concerning the association of SBS and indoor air pollutants in office buildings in Iran found that, as carbon dioxide increased in a building, nausea, headaches, nasal irritation, dyspnea, and throat dryness also rose.^[10] Some work conditions have been correlated with specific symptoms: brighter light, for example was significantly related to skin dryness, eye pain, and malaise.^[10] Higher temperature is correlated with sneezing, skin redness, itchy eyes, and headache; lower relative humidity has been associated with sneezing, skin redness, and eye pain.^[10]

In 1973, in response to the oil crisis and conservation concerns, ASHRAE Standards 62-73 and 62-81 reduced required ventilation from 10 cubic feet per minute (4.7 L/s) per person to 5 cubic feet per minute (2.4 L/s) per person, but this was found to be a contributing factor to sick building syndrome.^[18] As of the 2016 revision, ASHRAE ventilation standards call for 5 to 10 cubic feet per minute of ventilation per occupant (depending on the occupancy type) in addition to ventilation based on the zone floor area delivered to the breathing zone.^[19]

Workplace

[edit]

Excessive work stress or dissatisfaction, poor interpersonal relationships and poor communication are often seen to be associated with SBS, recent^[when?] studies show that a combination of environmental sensitivity and stress can greatly contribute to sick building syndrome.^[15]^[citation needed]

Greater effects were found with features of the psycho-social work environment including high job demands and low support. The report concluded that the physical environment of office buildings appears to be less important than features of the psycho-social work environment in explaining differences in the prevalence of symptoms. However, there is still a relationship between sick building syndrome and symptoms of workers regardless of workplace stress.^[20]

Specific work-related stressors are related with specific SBS symptoms. Workload and work conflict are significantly associated with general symptoms (headache, abnormal tiredness, sensation of cold or nausea). While crowded workspaces and low work satisfaction are associated with upper respiratory symptoms.^[21] Work productivity has been associated with ventilation rates, a contributing factor to SBS, and there's a significant increase in production as ventilation rates increase, by 1.7% for every two-fold increase of ventilation rate.^[22] Printer effluent, released into the office air as ultra-fine particles (UFPs) as toner is burned during the printing process, may lead to certain SBS symptoms.^[23]^[24] Printer effluent may contain a variety of toxins to which a subset

of office workers are sensitive, triggering SBS symptoms.[²⁵]

Specific careers are also associated with specific SBS symptoms. Transport, communication, healthcare, and social workers have highest prevalence of general symptoms. Skin symptoms such as eczema, itching, and rashes on hands and face are associated with technical work. Forestry, agriculture, and sales workers have the lowest rates of sick building syndrome symptoms.[²⁶]

From the assessment done by Fisk and Mudarri, 21% of asthma cases in the United States were caused by wet environments with mold that exist in all indoor environments, such as schools, office buildings, houses and apartments. Fisk and Berkeley Laboratory colleagues also found that the exposure to the mold increases the chances of respiratory issues by 30 to 50 percent.[²⁷] Additionally, studies showing that health effects with dampness and mold in indoor environments found that increased risk of adverse health effects occurs with dampness or visible mold environments.[²⁸]

Milton et al. determined the cost of sick leave specific for one business was an estimated \$480 per employee, and about five days of sick leave per year could be attributed to low ventilation rates. When comparing low ventilation rate areas of the building to higher ventilation rate areas, the relative risk of short-term sick leave was 1.53 times greater in the low ventilation areas.[²⁹]

Home

[edit]

Sick building syndrome can be caused by one's home. Laminate flooring may release more SBS-causing chemicals than do stone, tile, and concrete floors.[¹⁷] Recent redecorating and new furnishings within the last year are associated with increased symptoms; so are dampness and related factors, having pets, and cockroaches.[¹⁷] Mosquitoes are related to more symptoms, but it is unclear whether the immediate cause of the symptoms is the mosquitoes or the repellents used against them.[¹⁷]

Mold

[edit]

Main article: Mold health issues

Sick building syndrome may be associated with indoor mold or mycotoxin contamination. However, the attribution of sick building syndrome to mold is controversial and supported by little evidence.[³⁰][³¹][³²]

Indoor temperature

[edit]

Main article: Room temperature § Health effects

Indoor temperature under 18 °C (64 °F) has been shown to be associated with increased respiratory and cardiovascular diseases, increased blood levels, and increased hospitalization.^[33]

Diagnosis

[edit]

While sick building syndrome (SBS) encompasses a multitude of non-specific symptoms, building-related illness (BRI) comprises specific, diagnosable symptoms caused by certain agents (chemicals, bacteria, fungi, etc.). These can typically be identified, measured, and quantified.^[34] There are usually four causal agents in BRI: immunologic, infectious, toxic, and irritant.^[34] For instance, Legionnaire's disease, usually caused by *Legionella pneumophila*, involves a specific organism which could be ascertained through clinical findings as the source of contamination within a building.^[34]

Prevention

[edit]

- Reduction of time spent in the building
- If living in the building, moving to a new place
- Fixing any deteriorated paint or concrete deterioration
- Regular inspections to indicate for presence of mold or other toxins
- Adequate maintenance of all building mechanical systems
- Toxin-absorbing plants, such as sansevieria^{[35][36][37][38][39][40][41]}^[excessive citations]
- Roof shingle non-pressure cleaning for removal of algae, mold, and *Gloeocapsa magma*
- Using ozone to eliminate the many sources, such as VOCs, molds, mildews, bacteria, viruses, and even odors. However, numerous studies identify high-ozone shock treatment as ineffective despite commercial popularity and popular belief.
- Replacement of water-stained ceiling tiles and carpeting
- Only using paints, adhesives, solvents, and pesticides in well-ventilated areas or only using these pollutant sources during periods of non-occupancy
- Increasing the number of air exchanges; the American Society of Heating, Refrigeration and Air-Conditioning Engineers recommend a minimum of 8.4 air exchanges per 24-hour period

- Increased ventilation rates that are above the minimum guidelines^[22]
- Proper and frequent maintenance of HVAC systems
- UV-C light in the HVAC plenum
- Installation of HVAC air cleaning systems or devices to remove VOCs and bioeffluents (people odors)
- Central vacuums that completely remove all particles from the house including the ultrafine particles (UFPs) which are less than 0.1 μ m
- Regular vacuuming with a HEPA filter vacuum cleaner to collect and retain 99.97% of particles down to and including 0.3 micrometers
- Placing bedding in sunshine, which is related to a study done in a high-humidity area where damp bedding was common and associated with SBS^[17]
- Lighting in the workplace should be designed to give individuals control, and be natural when possible^[42]
- Relocating office printers outside the air conditioning boundary, perhaps to another building
- Replacing current office printers with lower emission rate printers^[43]
- Identification and removal of products containing harmful ingredients

Management

[edit]

SBS, as a non-specific blanket term, does not have any specific cause or cure. Any known cure would be associated with the specific eventual disease that was caused by exposure to known contaminants. In all cases, alleviation consists of removing the affected person from the building associated. BRI, on the other hand, utilizes treatment appropriate for the contaminant identified within the building (e.g., antibiotics for Legionnaire's disease).^[citation needed]

Improving the indoor air quality (IAQ) of a particular building can attenuate, or even eliminate, the continued exposure to toxins. However, a Cochrane review of 12 mold and dampness remediation studies in private homes, workplaces and schools by two independent authors were deemed to be very low to moderate quality of evidence in reducing adult asthma symptoms and results were inconsistent among children.^[44] For the individual, the recovery may be a process involved with targeting the acute symptoms of a specific illness, as in the case of mold toxins.^[45] Treating various building-related illnesses is vital to the overall understanding of SBS. Careful analysis by certified building professionals and physicians can help to identify the exact cause of the BRI, and help to illustrate a causal path to infection. With this knowledge one can, theoretically, remediate a building of contaminants and rebuild the structure with new materials. Office BRI may more likely than not be explained by three events: "Wide range in the threshold of response in any population (susceptibility), a spectrum of response to any given agent, or variability in exposure within large office buildings."^[46]

Isolating any one of the three aspects of office BRI can be a great challenge, which is why those who find themselves with BRI should take three steps, history, examinations, and interventions. History describes the action of continually monitoring and recording the health of workers experiencing BRI, as well as obtaining records of previous building alterations or related activity. Examinations go hand in hand with monitoring employee health. This step is done by physically examining the entire workspace and evaluating possible threats to health status among employees. Interventions follow accordingly based on the results of the Examination and History report.^[46]

Epidemiology

[edit]

Some studies have found that women have higher reports of SBS symptoms than men.^{[17][10]} It is not entirely clear, however, if this is due to biological, social, or occupational factors.

A 2001 study published in the Journal Indoor Air, gathered 1464 office-working participants to increase the scientific understanding of gender differences under the Sick Building Syndrome phenomenon.^[47] Using questionnaires, ergonomic investigations, building evaluations, as well as physical, biological, and chemical variables, the investigators obtained results that compare with past studies of SBS and gender. The study team found that across most test variables, prevalence rates were different in most areas, but there was also a deep stratification of working conditions between genders as well. For example, men's workplaces tend to be significantly larger and have all-around better job characteristics. Secondly, there was a noticeable difference in reporting rates, specifically that women have higher rates of reporting roughly 20% higher than men. This information was similar to that found in previous studies, thus indicating a potential difference in willingness to report.^[47]

There might be a gender difference in reporting rates of sick building syndrome, because women tend to report more symptoms than men do. Along with this, some studies have found that women have a more responsive immune system and are more prone to mucosal dryness and facial erythema. Also, women are alleged by some to be more exposed to indoor environmental factors because they have a greater tendency to have clerical jobs, wherein they are exposed to unique office equipment and materials (example: blueprint machines, toner-based printers), whereas men often have jobs based outside of offices.^[48]

History

[edit]



This section **possibly contains original research**. Please improve it by verifying the claims made and adding inline citations. Statements consisting only of original research should be removed. *(August 2017) (Learn how and when to remove this message)*

In the late 1970s, it was noted that nonspecific symptoms were reported by tenants in newly constructed homes, offices, and nurseries. In media it was called "office illness". The term "sick building syndrome" was coined by the WHO in 1986, when they also estimated that 10–30% of newly built office buildings in the West had indoor air problems. Early Danish and British studies reported symptoms.

Poor indoor environments attracted attention. The Swedish allergy study (SOU 1989:76) designated "sick building" as a cause of the allergy epidemic as was feared. In the 1990s, therefore, extensive research into "sick building" was carried out. Various physical and chemical factors in the buildings were examined on a broad front.

The problem was highlighted increasingly in media and was described as a "ticking time bomb". Many studies were performed in individual buildings.

In the 1990s "sick buildings" were contrasted against "healthy buildings". The chemical contents of building materials were highlighted. Many building material manufacturers were actively working to gain control of the chemical content and to replace criticized additives. The ventilation industry advocated above all more well-functioning ventilation. Others perceived ecological construction, natural materials, and simple techniques as a solution.

At the end of the 1990s came an increased distrust of the concept of "sick building". A dissertation at the Karolinska Institute in Stockholm 1999 questioned the methodology of previous research, and a Danish study from 2005 showed these flaws experimentally. It was suggested that sick building syndrome was not really a coherent syndrome and was not a disease to be individually diagnosed, but a collection of as many as a dozen semi-related diseases. In 2006 the Swedish National Board of Health and Welfare recommended in the medical journal *Läkartidningen* that "sick building syndrome" should not be used as a clinical diagnosis. Thereafter, it has become increasingly less common to use terms such as *sick buildings* and *sick building syndrome* in research. However, the concept remains alive in popular culture and is used to designate the set of symptoms related to poor home or work environment engineering. *Sick building* is therefore an expression used especially in the context of workplace health.

Sick building syndrome made a rapid journey from media to courtroom where professional engineers and architects became named defendants and were represented by their respective professional practice insurers. Proceedings invariably relied on expert witnesses, medical and technical experts along with building managers, contractors and manufacturers of finishes and furnishings, testifying as to cause and

effect. Most of these actions resulted in sealed settlement agreements, none of these being dramatic. The insurers needed a defense based upon Standards of Professional Practice to meet a court decision that declared that in a modern, essentially sealed building, the HVAC systems must produce breathing air for suitable human consumption. ASHRAE (American Society of Heating, Refrigeration and Air Conditioning Engineers, currently with over 50,000 international members) undertook the task of codifying its indoor air quality (IAQ) standard.

ASHRAE empirical research determined that "acceptability" was a function of outdoor (fresh air) ventilation rate and used carbon dioxide as an accurate measurement of occupant presence and activity. Building odors and contaminants would be suitably controlled by this dilution methodology. ASHRAE codified a level of 1,000 ppm of carbon dioxide and specified the use of widely available sense-and-control equipment to assure compliance. The 1989 issue of ASHRAE 62.1-1989 published the whys and wherefores and overrode the 1981 requirements that were aimed at a ventilation level of 5,000 ppm of carbon dioxide (the OSHA workplace limit), federally set to minimize HVAC system energy consumption. This apparently ended the SBS epidemic.

Over time, building materials changed with respect to emissions potential. Smoking vanished and dramatic improvements in ambient air quality, coupled with code compliant ventilation and maintenance, per ASHRAE standards have all contributed to the acceptability of the indoor air environment.^{[49][50]}

See also

[edit]

- Aerotoxic syndrome
- Air purifier
- Asthmagen
- Cleanroom
- Electromagnetic hypersensitivity
- Havana syndrome
- Healthy building
- Indoor air quality
- Lead paint
- Multiple chemical sensitivity
- NASA Clean Air Study
- Nosocomial infection
- Particulates
- Power tools
- Renovation
- Somatization disorder
- Fan death

References

[edit]

1. ^ "Sick Building Syndrome" (PDF). World Health Organization. n.d.
2. ^ **a b c d e** Passarelli, Guiseppe Ryan (2009). "Sick building syndrome: An overview to raise awareness". *Journal of Building Appraisal*. **5**: 55–66. doi:10.1057/jba.2009.20.
3. ^ European Centre for Environment and Health, WHO (1983). *WHO guidelines for indoor air quality: selected pollutants (PDF)*. EURO Reports and Studies, no 78. Bonn Germany Office: WHO Regional Office for Europe (Copenhagen).
4. ^ Stolwijk, J A (1991-11-01). "Sick-building syndrome". *Environmental Health Perspectives*. **95**: 99–100. doi:10.1289/ehp.919599. ISSN 0091-6765. PMC 1568418. PMID 1821387.
5. ^ *Indoor Air Pollution: An Introduction for Health Professionals (PDF)*. Indoor Air Division (6609J): U.S. Environmental Protection Agency. c. 2015.cite book: CS1 maint: location (link)
6. ^ Shahzad, Sally S.; Brennan, John; Theodossopoulos, Dimitris; Hughes, Ben; Calautit, John Kaiser (2016-04-06). "Building-Related Symptoms, Energy, and Thermal Control in the Workplace: Personal and Open Plan Offices". *Sustainability*. **8** (4): 331. doi:10.3390/su8040331. hdl:20.500.11820/03eb7043-814e-437d-b920-4a38bb88742c.
7. ^ Sundell, J; Lindval, T; Berndt, S (1994). "Association between type of ventilation and airflow rates in office buildings and the risk of SBS-symptoms among occupants". *Environ. Int.* **20** (2): 239–251. Bibcode:1994EnInt..20..239S. doi:10.1016/0160-4120(94)90141-4.
8. ^ Rylander, R (1997). "Investigation of the relationship between disease and airborne (1P3)-b-D-glucan in buildings". *Med. Of Inflamm.* **6** (4): 275–277. doi:10.1080/09629359791613. PMC 2365865. PMID 18472858.
9. ^ Godish, Thad (2001). *Indoor Environmental Quality*. New York: CRC Press. pp. 196–197. ISBN 1-56670-402-2
10. ^ **a b c d e f g** Jafari, Mohammad Javad; Khajevandi, Ali Asghar; Mousavi Najarkola, Seyed Ali; Yekaninejad, Mir Saeed; Pourhoseingholi, Mohammad Amin; Omid, Leila; Kalantary, Saba (2015-01-01). "Association of Sick Building Syndrome with Indoor Air Parameters". *Tanaffos*. **14** (1): 55–62. ISSN 1735-0344. PMC 4515331. PMID 26221153.
11. ^ Teculescu, D. B. (1998). "Sick Building Symptoms in office workers in northern France: a pilot study". *Int. Arch. Occup. Environ. Health*. **71** (5): 353–356. doi:10.1007/s004200050292. PMID 9749975. S2CID 25095874.
12. ^ Pind C. Ahlroth (2017). "Patient-reported signs of dampness at home may be a risk factor for chronic rhinosinusitis: A cross-sectional study". *Clinical & Experimental Allergy*. **47** (11): 1383–1389. doi:10.1111/cea.12976. PMID 28695715. S2CID 40807627.
13. ^ Apter, A (1994). "Epidemiology of the sick building syndrome". *J. Allergy Clin. Immunol.* **94** (2): 277–288. doi:10.1053/ai.1994.v94.a56006. PMID 8077580.

14. ^ "Sick Building Syndrome". NSC.org. National Safety Council. 2009. Retrieved April 27, 2009.
15. ^ **a b** Joshi, Sumedha M. (August 2008). "The sick building syndrome". *Indian Journal of Occupational and Environmental Medicine*. **12** (2): 61–64. doi:10.4103/0019-5278.43262. ISSN 0973-2284. PMC 2796751. PMID 20040980.
16. ^ "Indoor Air Facts No.4: Sick Building Syndrome" (PDF). United States Environmental Protection Agency (EPA). 1991. Retrieved 2009-02-19.
17. ^ **a b c d e f** Wang, Juan; Li, BaiZhan; Yang, Qin; Wang, Han; Norback, Dan; Sundell, Jan (2013-12-01). "Sick building syndrome among parents of preschool children in relation to home environment in Chongqing, China". *Chinese Science Bulletin*. **58** (34): 4267–4276. Bibcode:2013ChSBu..58.4267W. doi:10.1007/s11434-013-5814-2. ISSN 1001-6538.
18. ^ Joshi S. M. (2008). "The sick building syndrome". *Indian J. Occup. Environ. Med.* **12** (2): 61–4. doi:10.4103/0019-5278.43262. PMC 2796751. PMID 20040980. in section 3 "Inadequate ventilation".
19. ^ ANSI/ASHRAE Standard 62.1-2016.
20. ^ Bauer R. M., Greve K. W., Besch E. L., Schramke C. J., Crouch J., Hicks A., Lyles W. B. (1992). "The role of psychological factors in the report of building-related symptoms in sick building syndrome". *Journal of Consulting and Clinical Psychology*. **60** (2): 213–219. doi:10.1037/0022-006x.60.2.213. PMID 1592950.cite journal: CS1 maint: multiple names: authors list (link)
21. ^ Azuma K., Ikeda K., Kagi N., Yanagi U., Osawa H. (2014). "Prevalence and risk factors associated with nonspecific building-related symptoms in office employees in Japan: Relationships between work environment, Indoor Air Quality, and occupational stress". *Indoor Air*. **25** (5): 499–511. doi:10.1111/ina.12158. PMID 25244340.cite journal: CS1 maint: multiple names: authors list (link)
22. ^ **a b** Wargocki P., Wyon D. P., Sundell J., Clausen G., Fanger P. O. (2000). "The Effects of Outdoor Air Supply Rate in an Office on Perceived Air Quality, Sick Building Syndrome (SBS) Symptoms and Productivity". *Indoor Air*. **10** (4): 222–236. Bibcode:2000InAir..10..222W. doi:10.1034/j.1600-0668.2000.010004222.x. PMID 11089327.cite journal: CS1 maint: multiple names: authors list (link)
23. ^ Morimoto, Yasuo; Ogami, Akira; Kochi, Isamu; Uchiyama, Tetsuro; Ide, Reiko; Myojo, Toshihiko; Higashi, Toshiaki (2010). "[Continuing investigation of effect of toner and its by-product on human health and occupational health management of toner]". *Sangyo Eiseigaku Zasshi = Journal of Occupational Health*. **52** (5): 201–208. doi:10.1539/sangyoeisei.a10002. ISSN 1349-533X. PMID 20595787.
24. ^ Pirela, Sandra Vanessa; Martin, John; Bello, Dhimiter; Demokritou, Philip (September 2017). "Nanoparticle exposures from nano-enabled toner-based printing equipment and human health: state of science and future research needs". *Critical Reviews in Toxicology*. **47** (8): 678–704. doi:10.1080/10408444.2017.1318354. ISSN 1547-6898. PMC 5857386. PMID 28524743.

25. ^ McKone, Thomas, et al. "Indoor Pollutant Emissions from Electronic Office Equipment, California Air Resources Board Air Pollution Seminar Series". Presented January 7, 2009.
<https://www.arb.ca.gov/research/seminars/mckone/mckone.pdf> Archived 2017-02-07 at the Wayback Machine
26. ^ Norback D., Edling C. (1991). "Environmental, occupational, and personal factors related to the prevalence of sick building syndrome in the general population". *Occupational and Environmental Medicine*. **48** (7): 451–462.
doi:10.1136/oem.48.7.451. PMC 1035398. PMID 1854648.
27. ^ Weinhold, Bob (2007-06-01). "A Spreading Concern: Inhalational Health Effects of Mold". *Environmental Health Perspectives*. **115** (6): A300–A305.
doi:10.1289/ehp.115-a300. PMC 1892134. PMID 17589582.
28. ^ Mudarri, D.; Fisk, W. J. (June 2007). "Public health and economic impact of dampness and mold". *Indoor Air*. **17** (3): 226–235. Bibcode:2007InAir..17..226M.
doi:10.1111/j.1600-0668.2007.00474.x. ISSN 0905-6947. PMID 17542835. S2CID 21709547.
29. ^ Milton D. K., Glencross P. M., Walters M. D. (2000). "Risk of Sick Leave Associated with Outdoor Air Supply Rate, Humidification, and Occupant Complaints". *Indoor Air*. **10** (4): 212–221. Bibcode:2000InAir..10..212M. doi: 10.1034/j.1600-0668.2000.010004212.x. PMID 11089326.cite journal: CS1 maint: multiple names: authors list (link)
30. ^ Straus, David C. (2009). "Molds, mycotoxins, and sick building syndrome". *Toxicology and Industrial Health*. **25** (9–10): 617–635.
Bibcode:2009ToxIH..25..617S. doi:10.1177/0748233709348287. PMID 19854820. S2CID 30720328.
31. ^ Terr, Abba I. (2009). "Sick Building Syndrome: Is mould the cause?". *Medical Mycology*. **47**: S217–S222. doi:10.1080/13693780802510216. PMID 19255924.
32. ^ Norbäck, Dan; Zock, Jan-Paul; Plana, Estel; Heinrich, Joachim; Svanes, Cecilie; Sunyer, Jordi; Künzli, Nino; Villani, Simona; Olivieri, Mario; Soon, Argo; Jarvis, Deborah (2011-05-01). "Lung function decline in relation to mould and dampness in the home: the longitudinal European Community Respiratory Health Survey ECRHS II". *Thorax*. **66** (5): 396–401. doi:10.1136/thx.2010.146613. ISSN 0040-6376. PMID 21325663. S2CID 318027.
33. ^ WHO Housing and health guidelines. World Health Organization. 2018. pp. 34, 47–48. ISBN 978-92-4-155037-6.
34. ^ **a b c** Seltzer, J. M. (1994-08-01). "Building-related illnesses". *The Journal of Allergy and Clinical Immunology*. **94** (2 Pt 2): 351–361. doi:10.1016/0091-6749(94)90096-5. ISSN 0091-6749. PMID 8077589.
35. ^ nasa techdoc 19930072988
36. ^ "Sick Building Syndrome: How indoor plants can help clear the air | University of Technology Sydney".
37. ^ Wolverton, B. C.; Johnson, Anne; Bounds, Keith (15 September 1989). *Interior Landscape Plants for Indoor Air Pollution Abatement (PDF)* (Report).

38. ^ Joshi, S. M (2008). "The sick building syndrome". *Indian Journal of Occupational and Environmental Medicine*. **12** (2): 61–64. doi:10.4103/0019-5278.43262. PMC 2796751. PMID 20040980.
39. ^ "Benefits of Office Plants – Tove Fjeld (Agri. Uni. Of Norway)". 2018-05-13.
40. ^ "NASA: 18 Plants Purify Air, Sick Building Syndrome". 2016-09-20. Archived from the original on 2020-10-26.
41. ^ "Sick Building Syndrome – How Plants Can Help".
42. ^ How to deal with sick building syndrome: Guidance for employers, building owners and building managers. (1995). Sudbury: The Executive.
43. ^ Scungio, Mauro; Vitanza, Tania; Stabile, Luca; Buonanno, Giorgio; Morawska, Lidia (2017-05-15). "Characterization of particle emission from laser printers" (PDF). *Science of the Total Environment*. **586**: 623–630. Bibcode:2017ScTEn.586..623S. doi:10.1016/j.scitotenv.2017.02.030. ISSN 0048-9697. PMID 28196755.
44. ^ Sauni, Riitta; Verbeek, Jos H; Uitti, Jukka; Jauhiainen, Merja; Kreiss, Kathleen; Sigsgaard, Torben (2015-02-25). Cochrane Acute Respiratory Infections Group (ed.). "Remediating buildings damaged by dampness and mould for preventing or reducing respiratory tract symptoms, infections and asthma". *Cochrane Database of Systematic Reviews*. **2015** (2): CD007897. doi:10.1002/14651858.CD007897.pub3. PMC 6769180. PMID 25715323.
45. ^ Indoor Air Facts No. 4 (revised) Sick building syndrome. Available from: [1].
46. ^ a b Menzies, Dick; Bourbeau, Jean (1997-11-20). "Building-Related Illnesses". *New England Journal of Medicine*. **337** (21): 1524–1531. doi:10.1056/NEJM199711203372107. ISSN 0028-4793. PMID 9366585.
47. ^ a b Brasche, S.; Bullinger, M.; Morfeld, M.; Gebhardt, H. J.; Bischof, W. (2001-12-01). "Why do women suffer from sick building syndrome more often than men?--subjective higher sensitivity versus objective causes". *Indoor Air*. **11** (4): 217–222. Bibcode:2001InAir..11..217B. doi:10.1034/j.1600-0668.2001.110402.x. ISSN 0905-6947. PMID 11761596. S2CID 21579339.
48. ^ Godish, Thad (2001). *Indoor Environmental quality*. New York: CRC Press. pp. 196–197. ISBN 1-56670-402-2
49. ^ "Sick Building Syndrome – Fact Sheet" (PDF). United States Environmental Protection Agency. Retrieved 2013-06-06.
50. ^ "Sick Building Syndrome". National Health Service, England. Retrieved 2013-06-06.

Further reading

[edit]

- Martín-Gil J., Yanguas M. C., San José J. F., Rey-Martínez and Martín-Gil F. J. "Outcomes of research into a sick hospital". *Hospital Management International*, 1997, pp. 80–82. Sterling Publications Limited.
- Åke Thörn, *The Emergence and preservation of sick building syndrome*, KI 1999.
- Charlotte Brauer, *The sick building syndrome revisited*, Copenhagen 2005.
- Michelle Murphy, *Sick Building Syndrome and the Problem of Uncertainty*, 2006.

- Johan Carlson, "Gemensam förklaringsmodell för sjukdomar kopplade till inomhusmiljön finns inte" [Unified explanation for diseases related to indoor environment not found]. *Läkartidningen* 2006/12.
- Bulletin of the Transilvania University of Braşov, Series I: *Engineering Sciences* • Vol. 5 (54) No. 1 2012 "Impact of Indoor Environment Quality on Sick Building Syndrome in Indian Leed Certified Buildings". by Jagannathan Mohan

External links

[edit]

- Best Practices for Indoor Air Quality when Remodeling Your Home, US EPA
- Renovation and Repair, Part of Indoor Air Quality Design Tools for Schools, US EPA
- Addressing Indoor Environmental Concerns During Remodeling, US EPA
- Dust FAQs, UK HSE Archived 2023-03-20 at the Wayback Machine
- CCOHS: Welding - Fumes And Gases | Health Effect of Welding Fumes

Classification

- **MeSH:** D018877 D

External resources

- **Patient UK:** Sick building syndrome

- v
- t
- e

Heating, ventilation, and air conditioning

**Fundamental
concepts**

- Air changes per hour
- Bake-out
- Building envelope
- Convection
- Dilution
- Domestic energy consumption
- Enthalpy
- Fluid dynamics
- Gas compressor
- Heat pump and refrigeration cycle
- Heat transfer
- Humidity
- Infiltration
- Latent heat
- Noise control
- Outgassing
- Particulates
- Psychrometrics
- Sensible heat
- Stack effect
- Thermal comfort
- Thermal destratification
- Thermal mass
- Thermodynamics
- Vapour pressure of water

Technology

- Absorption-compression heat pump
- Absorption refrigerator
- Air barrier
- Air conditioning
- Antifreeze
- Automobile air conditioning
- Autonomous building
- Building insulation materials
- Central heating
- Central solar heating
- Chilled beam
- Chilled water
- Constant air volume (CAV)
- Coolant
- Cross ventilation
- Dedicated outdoor air system (DOAS)
- Deep water source cooling
- Demand controlled ventilation (DCV)
- Displacement ventilation
- District cooling
- District heating
- Electric heating
- Energy recovery ventilation (ERV)
- Firestop
- Forced-air
- Forced-air gas
- Free cooling
- Heat recovery ventilation (HRV)
- Hybrid heat
- Hydronics
- Ice storage air conditioning
- Kitchen ventilation
- Mixed-mode ventilation
- Microgeneration
- Passive cooling
- Passive daytime radiative cooling
- Passive house
- Passive ventilation
- Radiant heating and cooling
- Radiant cooling
- Radiant heating
- Radon mitigation
- Refrigeration
- Renewable heat
- Room air distribution
- Solar air heat
- Solar combisystem
- Solar cooling
- Solar heating

- Air conditioner inverter
- Air door
- Air filter
- Air handler
- Air ionizer
- Air-mixing plenum
- Air purifier
- Air source heat pump
- Attic fan
- Automatic balancing valve
- Back boiler
- Barrier pipe
- Blast damper
- Boiler
- Centrifugal fan
- Ceramic heater
- Chiller
- Condensate pump
- Condenser
- Condensing boiler
- Convection heater
- Compressor
- Cooling tower
- Damper
- Dehumidifier
- Duct
- Economizer
- Electrostatic precipitator
- Evaporative cooler
- Evaporator
- Exhaust hood
- Expansion tank
- Fan
- Fan coil unit
- Fan filter unit
- Fan heater
- Fire damper
- Fireplace
- Fireplace insert
- Freeze stat
- Flue
- Freon
- Fume hood
- Furnace
- Gas compressor
- Gas heater
- Gasoline heater
- Grease duct
- Grille

**Measurement
and control**

- Air flow meter
- Aquastat
- BACnet
- Blower door
- Building automation
- Carbon dioxide sensor
- Clean air delivery rate (CADR)
- Control valve
- Gas detector
- Home energy monitor
- Humidistat
- HVAC control system
- Infrared thermometer
- Intelligent buildings
- LonWorks
- Minimum efficiency reporting value (MERV)
- Normal temperature and pressure (NTP)
- OpenTherm
- Programmable communicating thermostat
- Programmable thermostat
- Psychrometrics
- Room temperature
- Smart thermostat
- Standard temperature and pressure (STP)
- Thermographic camera
- Thermostat
- Thermostatic radiator valve
- Architectural acoustics
- Architectural engineering
- Architectural technologist
- Building services engineering
- Building information modeling (BIM)
- Deep energy retrofit

**Professions,
trades,
and services**

- Duct cleaning
- Duct leakage testing
- Environmental engineering
- Hydronic balancing
- Kitchen exhaust cleaning
- Mechanical engineering
- Mechanical, electrical, and plumbing
- Mold growth, assessment, and remediation
- Refrigerant reclamation
- Testing, adjusting, balancing

**Industry
organizations**

- AHRI
- AMCA
- ASHRAE
- ASTM International
- BRE
- BSRIA
- CIBSE
- Institute of Refrigeration
- IIR
- LEED
- SMACNA
- UMC

Health and safety

- Indoor air quality (IAQ)
- Passive smoking
- Sick building syndrome (SBS)
- Volatile organic compound (VOC)
- ASHRAE Handbook

See also

- Building science
- Fireproofing
- Glossary of HVAC terms
- Warm Spaces
- World Refrigeration Day
- Template:Home automation
- Template:Solar energy

- v
- t
- e

Employment

Classifications

- Academic tenure
- Casual
- Contingent work
- Full-time job
- Gig worker
- Job sharing
- Part-time job
- Self-employment
- Side job
- Skilled worker
 - Journeyman
 - Technician
 - Tradesperson
- Independent contractor
- Labour hire
- Temporary work
- Laborer
- Wage labour

Hiring

- Application
- Background check
- Business networking
- Cover letter
- Curriculum vitae
- Drug testing
- Employment contract
- Employment counsellor
- Executive search
 - list
- Induction programme
- Job fair
- Job fraud
- Job hunting
- Job interview
- Letter of recommendation
- Onboarding
- Overqualification
- Person–environment fit
- Personality–job fit theory
- Personality hire
- Probation
- Realistic job preview
- Recruitment
- Résumé
- Simultaneous recruiting of new graduates
- Underemployment
- Work-at-home scheme
- Cooperative
- Employee
- Employer
- Internship

Roles

- Job
- Labour hire
- Permanent employment
- Supervisor
- Volunteering

Working class

- Blue-collar
- Green-collar
- Grey-collar
- Pink-collar
- Precariat
- White-collar
- Red-collar
- New-collar
- No-collar
- Orange-collar
- Scarlet-collar
- Black-collar
- Gold-collar

Career and training

- Apprenticeship
- Artisan
 - Master craftsman
- Avocation
- Career assessment
- Career counseling
- Career development
- Coaching
- Creative class
- Education
 - Continuing education
 - E-learning
 - Employability
 - Further education
 - Graduate school
 - Induction training
 - Knowledge worker
 - Licensure
 - Lifelong learning
 - Overspecialization
 - Practice-based professional learning
 - Professional association
 - Professional certification
 - Professional development
 - Professional school
 - Reflective practice
 - Retraining
 - Vocational education
 - Vocational school
 - Vocational university
- Mentorship
- Occupational Outlook Handbook
- Practice firm
- Profession
 - Operator
 - Professional
- Tradesman
- Vocation

Attendance

- Break
- Break room
- Career break
- Furlough
- Gap year
- Leave of absence
- Long service leave
- No call, no show
- Sabbatical
- Sick leave
- Time clock
- 35-hour workweek
- Four-day week
- Eight-hour day
- 996 working hour system
- Flextime

Schedules

- On-call
- Overtime
- Remote work
- Six-hour day
- Shift work
- Working time
- Workweek and weekend
- Income bracket
- Income tax
- Living wage
- Maximum wage
- National average salary
 - World
 - Europe

Wages and salaries

- Minimum wage
 - Canada
 - Hong Kong
 - Europe
 - United States
- Progressive wage
 - Singapore
- Overtime rate
- Paid time off
- Performance-related pay
- Salary cap
- Wage compression
- Working poor

Benefits

- Annual leave
- Casual Friday
- Child care
- Disability insurance
- Health insurance
- Life insurance
- Marriage leave
- Parental leave
- Pension
- Sick leave
 - United States
- Take-home vehicle
- Crunch
- Epilepsy and employment
- Human factors and ergonomics
- Karoshi
- List of countries by rate of fatal workplace accidents
- Occupational burnout
- Occupational disease
- Occupational exposure limit
- Occupational health psychology
- Occupational injury
- Occupational noise
- Occupational stress

Safety and health

- Personal protective equipment
- Repetitive strain injury
- Right to sit
 - United States
- Sick building syndrome
- Work accident
 - Occupational fatality
- Workers' compensation
- Workers' right to access the toilet
- Workplace health promotion
- Workplace phobia
- Workplace wellness
- Affirmative action

Equal opportunity

- Equal pay for equal work
- Gender pay gap
- Glass ceiling

Infractions

- Corporate collapses and scandals
 - Accounting scandals
 - Control fraud
 - Corporate behaviour
 - Corporate crime
- Discrimination
- Exploitation of labour
- Dress code
- Employee handbook
- Employee monitoring
- Evaluation
- Labour law
- Sexual harassment
- Sleeping while on duty
- Wage theft
- Whistleblower
- Workplace bullying
- Workplace harassment
- Workplace incivility
- Boreout
- Careerism
- Civil conscription
- Conscription
- Critique of work
- Dead-end job
- Job satisfaction
- McJob
- Organizational commitment
- Refusal of work
- Slavery

Willingness

- Bonded labour
- Human trafficking
- Labour camp
- Penal labour
- Peonage
- Truck wages
- Unfree labour
- Wage slavery
- Work ethic
- Work–life interface
 - Downshifting
 - Slow living
- Workaholic

Termination

- At-will employment
- Dismissal
 - Banishment room
 - Constructive dismissal
 - Wrongful dismissal
- Employee offboarding
- Exit interview
- Layoff
- Notice period
- Pink slip
- Resignation
 - Letter of resignation
- Restructuring
- Retirement
 - Mandatory retirement
 - Retirement age
 - Retirement planning
- Severance package
 - Golden handshake
 - Golden parachute
- Turnover

Unemployment

- Barriers to entry
- Discouraged worker
- Economic depression
 - Great Depression
 - Long Depression
- Frictional unemployment
- Full employment
- Graduate unemployment
- Involuntary unemployment
- Jobless recovery
- Phillips curve
- Recession
 - Great Recession
 - Job losses caused by the Great Recession
 - Lists of recessions
 - Recession-proof job
- Reserve army of labour
- Structural unemployment
- Technological unemployment
- Types of unemployment
- Unemployment benefits
- Unemployment Convention, 1919
- Unemployment extension
- List of countries by unemployment rate
- Employment-to-population ratio
 - List
- Wage curve
- Youth unemployment
- Workfare
- Unemployment insurance
- Make-work job
- Job creation program
- Job creation index
- Job guarantee
- Employer of last resort
- Guaranteed minimum income
- Right to work
- *Historical:*
- *U.S.A.:*
- Civil Works Administration
- Works Progress Administration

Public programs

Comprehensive Employment and Training Act

- Bullshit job
- Busy work
- Credentialism and educational inflation
- Emotional labor
- Evil corporation
- Going postal
- Kiss up kick down
- Labor rights
- Make-work job
- Narcissism in the workplace
- Post-work society
- Presenteeism
- Psychopathy in the workplace
- Sunday scaries
- Slow movement (culture)
- Toxic leader
- Toxic workplace
- Workhouse

See also

 See also templates

- Aspects of corporations
- Aspects of jobs
- Aspects of occupations
- Aspects of organizations
- Aspects of workplaces
- Corporate titles
- Critique of work
- Organized labor

- Japan

Authority control databases: **National**  **Central**  **Republic**

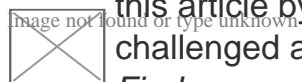
Edit this at Wikidata

- Israel


About Modular building

For the Lego series, see Lego Modular Buildings.

This article **needs additional citations for verification**. Please help improve this article by adding citations to reliable sources. Unsourced material may be challenged and removed.



Find sources: "Modular building" – news • newspapers • books • scholar • JSTOR (January 2024) *(Learn how and when to remove this message)*




Prefabricated house in Valencia, Spain.

A **modular building** is a prefabricated building that consists of repeated sections called modules.^[1] Modularity involves constructing sections away from the building site, then delivering them to the intended site. Installation of the prefabricated sections is completed on site. Prefabricated sections are sometimes placed using a crane. The modules can be placed side-by-side, end-to-end, or stacked, allowing for a variety of configurations and styles. After placement, the modules are joined together using inter-module connections, also known as inter-connections. The inter-connections tie the individual modules together to form the overall building structure.^[2]

Uses

[edit]



Modular home prefab sections to be placed on the foundation

Modular buildings may be used for long-term, temporary or permanent facilities, such as construction camps, schools and classrooms, civilian and military housing, and industrial facilities. Modular buildings are used in remote and rural areas where conventional construction may not be reasonable or possible, for example, the Halley VI accommodation pods used for a BAS Antarctic expedition.^[3] Other uses have included churches, health care facilities, sales and retail offices, fast food restaurants and cruise ship construction. They can also be used in areas that have weather concerns, such as hurricanes. Modular buildings are often used to provide temporary facilities, including toilets and ablutions at events. The portability of the buildings makes them popular with hire companies and clients alike. The use of modular buildings enables events to be held at locations where existing facilities are unavailable, or unable to support the number of event attendees.

Construction process

[edit]

Construction is offsite, using lean manufacturing techniques to prefabricate single or multi-story buildings in deliverable module sections. Often, modules are based around standard 20 foot containers, using the same dimensions, structures, building and stacking/placing techniques, but with smooth (instead of corrugated) walls, glossy white paint, and provisions for windows, power, potable water, sewage lines, telecommunications and air conditioning. Permanent Modular Construction (PMC) buildings are manufactured in a controlled setting and can be constructed of wood, steel, or concrete. Modular components are typically constructed indoors on assembly lines. Modules' construction may take as little as ten days but more often one to three months. PMC modules can be integrated into site built projects or stand alone and can be delivered with MEP, fixtures and interior finishes.

The buildings are 60% to 90% completed offsite in a factory-controlled environment, and transported and assembled at the final building site. This can comprise the entire building or be components or subassemblies of larger structures. In many cases, modular contractors work with traditional general contractors to exploit the resources and advantages of each type of construction. Completed modules are transported to the building site and assembled by a crane.^[4] Placement of the modules may take from several hours to several days. Off-site construction running in parallel to site preparation providing a shorter time to project completion is one of the common selling points of modular construction. Modular construction timeline

Permanent modular buildings are built to meet or exceed the same building codes and standards as site-built structures and the same architect-specified materials used in conventionally constructed buildings are used in modular construction projects. PMC can have as many stories as building codes allow. Unlike relocatable buildings, PMC structures are intended to remain in one location for the duration of their useful life.

Manufacturing considerations

[edit]

The entire process of modular construction places significance on the design stage. This is where practices such as Design for Manufacture and Assembly (DfMA) are used to ensure that assembly tolerances are controlled throughout manufacture and assembly on site. It is vital that there is enough allowance in the design to allow the assembly to take up any "slack" or misalignment of components. The use of advanced CAD systems, 3D printing and manufacturing control systems are important for modular construction to be successful. This is quite unlike on-site construction where the

tradesman can often make the part to suit any particular installation.

Bulk materials

○

Image not found or type unknown

Bulk

materials

Walls attached to floor

○

Image not found or type unknown

Walls attached to

floor

Ceiling drywalled in spray booth

○

Image not found or type unknown

Ceiling drywalled in

spray booth

Roof set in place

○

Image not found or type unknown

Roof set in place

Roof shingled and siding installed

○

Image not found or type unknown

Roof shingled and

siding installed

Ready for delivery to site

○

Image not found or type unknown

Ready for delivery to
site

Two-story modular dwelling

○

Image not found or type unknown

Two-story modular dwelling

Pratt Modular Home in Tyler Texas

○

Image not found or type unknown

Pratt Modular Home in
Tyler Texas

Pratt Modular Home kitchen

○

Image not found or type unknown

Pratt Modular Home
kitchen

Pratt Modular Home in Tyler Texas

○

Image not found or type unknown

Pratt Modular Home in
Tyler Texas

Upfront production investment

[edit]


The development of factory facilities for modular homes requires significant upfront investment. To help address housing shortages in the 2010s, the United Kingdom Government (via Homes England) invested in modular housing initiatives. Several UK companies (for example, Ilke Homes, L&G Modular Homes, House by Urban Splash, Modulous, TopHat and Lighthouse) were established to develop modular homes as an alternative to traditionally-built residences, but failed as they could not book revenues quickly enough to cover the costs of establishing manufacturing facilities.

Ilke Homes opened a factory in Knaresborough, Yorkshire in 2018, and Homes England invested £30m in November 2019,^[5] and a further £30m in September 2021.^[6] Despite a further fund-raising round, raising £100m in December 2022,^[7]^[8] Ilke Homes went into administration on 30 June 2023,^[9]^[10] with most of the company's 1,150 staff made redundant,^[11] and debts of £320m,^[12] including £68m owed to Homes England.^[13]

In 2015 Legal & General launched a modular homes operation, L&G Modular Homes, opening a 550,000 sq ft factory in Sherburn-in-Elmet, near Selby in Yorkshire.^[14] The company incurred large losses as it invested in its factory before earning any revenues; by 2019, it had lost over £100m.^[15] Sales revenues from a Selby project, plus schemes in Kent and West Sussex, started to flow in 2022, by which time the business's total losses had grown to £174m.^[16] Production was halted in May 2023, with L&G blaming local planning delays and the COVID-19 pandemic for its failure to grow its sales pipeline.^[17]^[18] The enterprise incurred total losses over seven years of £295m.^[19]

Market acceptance

[edit]



Raines Court is a multi-story modular housing block in Stoke Newington, London, one of the first two residential buildings in Britain of this type. (December 2005)

Some home buyers and some lending institutions resist consideration of modular homes as equivalent in value to site-built homes.^[citation needed] While the homes themselves may be of equivalent quality, entrenched zoning regulations and psychological

marketplace factors may create hurdles for buyers or builders of modular homes and should be considered as part of the decision-making process when exploring this type of home as a living and/or investment option. In the UK and Australia, modular homes have become accepted in some regional areas; however, they are not commonly built in major cities. Modular homes are becoming increasingly common in Japanese urban areas, due to improvements in design and quality, speed and compactness of onsite assembly, as well as due to lowering costs and ease of repair after earthquakes. Recent innovations allow modular buildings to be indistinguishable from site-built structures.^[20] Surveys have shown that individuals can rarely tell the difference between a modular home and a site-built home.^[21]

Modular homes vs. mobile homes

[edit]

Differences include the building codes that govern the construction, types of material used and how they are appraised by banks for lending purposes. Modular homes are built to either local or state building codes as opposed to manufactured homes, which are also built in a factory but are governed by a federal building code.^[22] The codes that govern the construction of modular homes are exactly the same codes that govern the construction of site-constructed homes.^[citation needed] In the United States, all modular homes are constructed according to the International Building Code (IBC), IRC, BOCA or the code that has been adopted by the local jurisdiction.^[citation needed] In some states, such as California, mobile homes must still be registered yearly, like vehicles or standard trailers, with the Department of Motor Vehicles or other state agency. This is true even if the owners remove the axles and place it on a permanent foundation.^[23]

Recognizing a mobile or manufactured home

[edit]

A mobile home should have a small metal tag on the outside of each section. If a tag cannot be located, details about the home can be found in the electrical panel box. This tag should also reveal a manufacturing date.^[citation needed] Modular homes do not have metal tags on the outside but will have a dataplate installed inside the home, usually under the kitchen sink or in a closet. The dataplate will provide information such as the manufacturer, third party inspection agency, appliance information, and manufacture date.

Materials

[edit]

The materials used in modular buildings are of the same quality and durability as those used in traditional construction, preserving characteristics such as acoustic insulation and energy efficiency, as well as allowing for attractive and innovative designs thanks to their versatility.^[24] Most commonly used are steel, wood and concrete.^[25]

- Steel: Because it is easily moldable, it allows for innovation in design and aesthetics.
- Wood: Wood is an essential part of most modular buildings. Thanks to its lightness, it facilitates the work of assembling and moving the prefabricated modules.
- Concrete: Concrete offers a solid structure that is ideal for the structural reinforcement of permanent modular buildings. It is increasingly being used as a base material in this type of building, thanks to its various characteristics such as fire resistance, energy savings, greater acoustic insulation, and durability.^[26]

Wood-frame floors, walls and roof are often utilized. Some modular homes include brick or stone exteriors, granite counters and steeply pitched roofs. Modulares can be designed to sit on a perimeter foundation or basement. In contrast, mobile homes are constructed with a steel chassis that is integral to the integrity of the floor system. Modular buildings can be custom built to a client's specifications. Current designs include multi-story units, multi-family units and entire apartment complexes. The negative stereotype commonly associated with mobile homes has prompted some manufacturers to start using the term "off-site construction."

New modular offerings include other construction methods such as cross-laminated timber frames.^[27]

Financing

[edit]

Mobile homes often require special lenders.^[28]

Modular homes on the other hand are financed as site built homes with a construction loan

Standards and zoning considerations

[edit]

Typically, modular dwellings are built to local, state or council code, resulting in dwellings from a given manufacturing facility having differing construction standards depending on the final destination of the modules.^[29] The most important zones that manufacturers have to take into consideration are local wind, heat, and snow load zones.^[citation needed] For example, homes built for final assembly in a hurricane-prone, earthquake or flooding area may include additional bracing to meet local building codes. Steel and/or wood framing are common options for building a modular home.

Some US courts have ruled that zoning restrictions applicable to mobile homes do not apply to modular homes since modular homes are designed to have a permanent foundation.^[citation needed] Additionally, in the US, valuation differences between modular homes and site-built homes are often negligible in real estate appraisal practice; modular homes can, in some market areas, (depending on local appraisal practices per Uniform Standards of Professional Appraisal Practice) be evaluated the same way as site-built dwellings of similar quality. In Australia, manufactured home parks are governed by additional legislation that does not apply to permanent modular homes. Possible developments in equivalence between modular and site-built housing types for the purposes of real estate appraisals, financing and zoning may increase the sales of modular homes over time.^[30]

CLASP (Consortium of Local Authorities Special Programme)

[edit]

The Consortium of Local Authorities Special Programme (abbreviated and more commonly referred to as CLASP) was formed in England in 1957 to combine the resources of local authorities with the purpose of developing a prefabricated school building programme. Initially developed by Charles Herbert Aslin, the county architect for Hertfordshire, the system was used as a model for several other counties, most notably Nottinghamshire and Derbyshire. CLASP's popularity in these coal mining areas was in part because the system permitted fairly straightforward replacement of subsidence-damaged sections of building.

Building strength

[edit]

Modular Home being built in Vermont photo by Josh Vignona

Image not found or type unknown

Modular home in Vermont

Modular homes are designed to be stronger than traditional homes by, for example, replacing nails with screws, adding glue to joints, and using 8–10% more lumber than conventional housing.^[31] This is to help the modules maintain their structural integrity as they are transported on trucks to the construction site. However, there are few studies on the response of modular buildings to transport and handling stresses. It is therefore presently difficult to predict transport induced damage.^[1]

When FEMA studied the destruction wrought by Hurricane Andrew in Dade County Florida, they concluded that modular and masonry homes fared best compared to other construction.^[32]

CE marking

[edit]

The CE mark is a construction norm that guarantees the user of mechanical resistance and strength of the structure. It is a label given by European community empowered authorities for end-to-end process mastering and traceability.^[*citation needed*]

All manufacturing operations are being monitored and recorded:

- Suppliers have to be known and certified,
- Raw materials and goods being sourced are to be recorded by batch used,
- Elementary products are recorded and their quality is monitored,
- Assembly quality is managed and assessed on a step by step basis,

- When a modular unit is finished, a whole set of tests are performed and if quality standards are met, a unique number and EC stamp is attached to and on the unit.

This ID and all the details are recorded in a database, At any time, the producer has to be able to answer and provide all the information from each step of the production of a single unit, The EC certification guarantees standards in terms of durability, resistance against wind and earthquakes.^[citation needed]

Open modular building

[edit]

See also: Green building

The term Modularity can be perceived in different ways. It can even be extended to building P2P (peer-to-peer) applications; where a tailored use of the P2P technology is with the aid of a modular paradigm. Here, well-understood components with clean interfaces can be combined to implement arbitrarily complex functions in the hopes of further proliferating self-organising P2P technology. Open modular buildings are an excellent example of this. Modular building can also be open source and green. Bauwens, Kostakis and Pazaitis^[33] elaborate on this kind of modularity. They link modularity to the construction of houses.

This commons-based activity is geared towards modularity. The construction of modular buildings enables a community to share designs and tools related to all the different parts of house construction. A socially-oriented endeavour that deals with the external architecture of buildings and the internal dynamics of open source commons. People are thus provided with the tools to reconfigure the public sphere in the area where they live, especially in urban environments. There is a robust socializing element that is reminiscent of pre-industrial vernacular architecture and community-based building.^[34]

Some organisations already provide modular housing. Such organisations are relevant as they allow for the online sharing of construction plans and tools. These plans can be then assembled, through either digital fabrication like 3D printing or even sourcing low-cost materials from local communities. It has been noticed that given how easy it is to use these low-cost materials are (for example: plywood), it can help increase the permeation of these open buildings to areas or communities that lack the know-how or abilities of conventional architectural or construction firms. Ergo, it allows for a fundamentally more standardised way of constructing houses and buildings. The overarching idea behind it remains key - to allow for easy access to user-friendly layouts which anyone can use to build in a more sustainable and affordable way.

Modularity in this sense is building a house from different standardised parts, like solving a jigsaw puzzle.

3D printing can be used to build the house.

The main standard is OpenStructures and its derivative Autarkytecture.^[35]


Research and development

[edit]

Modular construction is the subject of continued research and development worldwide as the technology is applied to taller and taller buildings. Research and development is carried out by modular building companies and also research institutes such as the Modular Building Institute^[36] and the Steel Construction Institute.^[37]

See also

[edit]

-  not found or type unknown Housing portal
- Affordable housing
- Alternative housing
- Commercial modular construction
- Construction 3D printing
- Container home
- Kit house
- MAN steel house
- Manufactured housing
- Modern methods of construction
- Modular design
- Portable building
- Prefabrication
- Open-source architecture
- Open source hardware
- OpenStructures
- Prefabricated home
- Relocatable buildings
- Recreational vehicles
- Shipping container architecture
- Stick-built home
- Tiny house movement
- Toter

References

[edit]

1. ^ **a b** Lacey, Andrew William; Chen, Wensu; Hao, Hong; Bi, Kaiming (2018). "Structural Response of Modular Buildings – An Overview". *Journal of Building Engineering*. **16**: 45–56. doi:10.1016/j.jobbe.2017.12.008. hdl:20.500.11937/60087.
2. ^ Lacey, Andrew William; Chen, Wensu; Hao, Hong; Bi, Kaiming (2019). "Review of bolted inter-module connections in modular steel buildings". *Journal of Building Engineering*. **23**: 207–219. doi:10.1016/j.jobbe.2019.01.035. S2CID 86540434.
3. ^ "Halley VI Research Station – British Antarctic Survey". Bas.ac.uk. Retrieved 2016-05-03.
4. ^ "Why Build Modular?". Modular.org. Retrieved 2016-05-03.
5. ^ Morby, Aaron (4 November 2019). "Government pumps £30m into modular house builder". *Construction Enquirer*. Retrieved 14 March 2024.
6. ^ Morby, Aaron (27 September 2021). "Ilke Homes raises £60m for top 10 house builder plan". *Construction Enquirer*. Retrieved 14 March 2024.
7. ^ Morby, Aaron (6 December 2022). "Ilke Homes pulls off £100m record-breaking fund raise". *Construction Enquirer*. Retrieved 14 March 2024.
8. ^ O'Connor, Rob (6 December 2022). "ilke Homes announces new £100m investment". *Infrastructure Intelligence*. Retrieved 14 March 2024.
9. ^ Gardiner, Joey (30 June 2023). "Ilke Homes sinks into administration with most of firm's 1,100 staff set to lose their jobs". *Building*. Retrieved 14 March 2024.
10. ^ Riding, James (30 June 2023). "Modular house builder Ilke Homes enters administration with majority of staff to be made redundant". *Inside Housing*. Retrieved 14 March 2024.
11. ^ Morby, Aaron (30 June 2023). "Ilke Homes falls into administration". *Construction Enquirer*. Retrieved 14 March 2024.
12. ^ Prior, Grant (25 August 2023). "Ilke Homes went under owing £320m". *Construction Enquirer*. Retrieved 14 March 2024.
13. ^ Willmore, James (14 February 2024). "Homes England to lose most of £68.8m it is owed from Ilke Homes following collapse". *Inside Housing*. Retrieved 14 March 2024.
14. ^ Dale, Sharon (11 May 2020). "Head of Legal & General modular homes factory reveals plans for its future". *Yorkshire Post*. Retrieved 20 March 2024.
15. ^ Morby, Aaron (30 November 2020). "L&G modular homes losses exceed £100m". *Construction Enquirer*. Retrieved 20 March 2024.
16. ^ Morby, Aaron (3 October 2022). "L&G modular homes amassed loss deepens to £174m". *Construction Enquirer*. Retrieved 20 March 2024.
17. ^ Prior, Grant (4 May 2023). "L&G halts production at modular homes factory". *Construction Enquirer*. Retrieved 20 March 2024.
18. ^ Kollwe, Julia (4 May 2023). "Legal & General halts new production at modular homes factory near Leeds". *The Guardian*.
19. ^ Morby, Aaron (6 November 2023). "L&G modular homes foray amassed £295m of losses". *Construction Enquirer*. Retrieved 20 March 2024.
20. ^ fab, ukporta (19 August 2020). "prefabricated structures". ukportaprefab. Retrieved 4 September 2020.

21. ^ "Factory-Built Construction and the American Homebuyer: Perceptions and Opportunities" (PDF). Huduser.gov. p. 9. Retrieved 2017-09-10.
22. ^ Solutions, Dryside Property – Jennifer Mitchell and Magic Web. "Mobile homes vs Manufactured homes vs Modular homes". Drysideproperty.com. Retrieved 2018-03-09.
23. ^ "HCD Manufactured and Mobile Homes". Hcd.ca.gov.
24. ^ Métodos modernos de construcción (MMC): Fabricación modular. Upv.es. 2020-10-02 Retrieved 2022-09-08
25. ^ A guide to the latest modular building construction materials. Hydrodiseno.com. 2021-12-14 Retrieved 2022-09-05
26. ^ Construcción modular en hormigón: una tendencia al alza (PDF). Andece.org. p. 53. Retrieved 2022-07-06
27. ^ "Prefabricated Housing Module Advances Wood Research at the University of British Columbia | 2017-05-15T00:00:00 | Perkins + Will News". Archived from the original on 2019-03-31. Retrieved 2019-03-31.
28. ^ "HUD Financing Manufactured (Mobile) Homes". Portal.hud.gov. Archived from the original on 2016-05-03. Retrieved 2016-05-03.
29. ^ "Australian Government modular home regulations". Austlii.edu.au. Retrieved 2007-10-21.
30. ^ "Building Codes for Modular Homes". Modularhomesnetwork.com. Retrieved 2010-08-06.
31. ^ "Disruptive Development: Modular Manufacturing In Multifamily Housing" (PDF). p. 35. Retrieved 10 September 2017.
32. ^ "FIA 22, Mitigation Assessment Team Report: Hurricane Andrew in Florida (1993)". Fema.gov.
33. ^ Bouwens, M., Kostakis, V., & Pazaitis, A. 2019. The Commons Manifesto. University of Westminster Press, London, pg. 24
34. ^ Bouwens, M., Kostakis, V., & Pazaitis, A. 2019. The Commons Manifesto. University of Westminster Press, London, pg. 25
35. ^ "Thomas Lommée & Christiane Hoegner - Autarkytexture | z33". Archived from the original on 2014-12-31. Retrieved 2015-01-01.
36. ^ "Modular Building Institute". Modular.org.
37. ^ "The Steel Construction Institute (SCI) UK Global Steel Expertise". Steel-sci.com

34 - "Volumetric modular construction trend gaining ground".

<https://www.aa.com.tr/en/corporate-news/volumetric-modular-construction-trend-gaining-ground/2357158> 06.09.2021

Portal:

-  housing image not found or type unknown

About Durham Supply Inc

Photo

Image not found or type unknown

Photo

Image not found or type unknown

Photo

Image not found or type unknown

Photo

Image not found or type unknown

Photo

Image not found or type unknown

Things To Do in Tulsa County

Photo

Image not found or type unknown

Guthrie Green

4.7 (3055)

Photo

OkieTundra

4.5 (84)

Photo

Image not found or type unknown

The Cave House

4.6 (249)

Photo

Image not found or type unknown

Golden Driller Statue

4.6 (1935)

Photo

Bob Dylan Center

4.9 (245)

Photo

Image not found or type unknown

Gathering Place

4.8 (12116)

Driving Directions in Tulsa County

Driving Directions From Waffle House to Durham Supply Inc

Driving Directions From Country Inn & Suites by Radisson, Tulsa, OK to Durham Supply Inc

Driving Directions From Catoosa to Durham Supply Inc

Driving Directions From Oakwood Homes to Durham Supply Inc

Driving Directions From Tulsa VA Behavioral Medicine Clinic to Durham Supply Inc

[Furnace store](#)

Heating contractor

HVAC contractor

Mobile Home Furnace Installation

Driving Directions From OkieTundra to Durham Supply Inc

Driving Directions From Tulsa Zoo to Durham Supply Inc

Driving Directions From Bob Dylan Center to Durham Supply Inc

Driving Directions From The Tulsa Arts District to Durham Supply Inc

Driving Directions From Guthrie Green to Durham Supply Inc

Driving Directions From The Cave House to Durham Supply Inc

Mobile home supply store

Air conditioning repair service

Air conditioning store

Reviews for Durham Supply Inc

Durham Supply Inc

Image not found or type unknown

Ty Spears

(5)

Bought a door/storm door combo. Turns out it was the wrong size. They swapped it out, quick and easy no problems. Very helpful in explaining the size differences from standard door sizes.

Durham Supply Inc

Image not found or type unknown

Ethel Schiller

(5)

This place is really neat, if they don't have it they can order it from another of their stores and have it there overnight in most cases. Even hard to find items for a trailer! I definitely recommend this place to everyone! O and the prices is awesome too!

Durham Supply Inc

Image not found or type unknown

Gerald Clifford Brewster

(5)

We will see, the storm door I bought says on the tag it's 36x80, but it's 34x80. If they return it.....they had no problems returning it. And it was no fault of there's, you measure a mobile home door different than a standard door!

Durham Supply Inc

Image not found or type unknown

Dennis Champion

(5)

Durham supply and Royal supply seems to find the most helpful and friendly people to work in their stores, we are based out of Kansas City out here for a few remodels and these guys treated us like we've gone there for years.

Durham Supply Inc

Image not found or type unknown

B Mann

(5)

I was in need of some items for a double wide that I am remodeling and this place is the only place in town that had what I needed (I didn't even try the other rude place)while I was there I learned the other place that was in Tulsa that also sold mobile home supplies went out of business (no wonder the last time I was in there they were VERY RUDE and high priced) I like the way Dunham does business they answered all my questions and got me the supplies I needed, very friendly, I will be back to purchase the rest of my items when the time comes.

Check our other pages :

- [Exploring Major Brands for Mobile Home Furnace Installations](#)
- [Navigating Trane Models for Mobile Home Heating](#)
- [Verifying Rheem Specifications in Mobile Home HVAC Retrofits](#)
- [Checking Warranties Offered by Various Mobile Home HVAC Brands](#)
- [Evaluating Carrier Options for Mobile Home Air Conditioning](#)

Frequently Asked Questions

What factors should I consider when evaluating different financing packages for a mobile home HVAC system?

When evaluating financing packages, consider the interest rates, loan terms (length of repayment), total cost over time, any fees or penalties for early repayment, and eligibility requirements. Additionally, assess whether the package is specifically designed for mobile home HVAC systems to ensure it meets your needs.

How can I determine if a specific financing option is affordable for my budget?

To determine affordability, calculate your monthly payments based on the interest rate and loan term. Compare this amount to your monthly budget to see if you can comfortably afford it without compromising other financial obligations. It's also advisable to evaluate the total cost of the loan over its lifetime to ensure you're getting a good deal.

Are there special programs or incentives available for financing mobile home HVAC systems?

Yes, there may be special programs or incentives such as government grants, energy efficiency rebates, or low-interest loans targeted at improving energy efficiency in mobile homes. Its worthwhile to research local utility company offerings and federal or state programs that could provide financial assistance or incentives specifically for upgrading to an efficient HVAC system in a mobile home.

Royal Supply Inc

Phone : +16362969959

City : Oklahoma City

State : OK

Zip : 73149

Address : Unknown Address

Google Business Profile

Company Website : <https://royal-durhamsupply.com/locations/oklahoma-city-oklahoma/>

Sitemap

Privacy Policy

About Us

Follow us