



- **News**
- **Evaluating Different Financing Packages for Mobile Home HVAC**
Evaluating Different Financing Packages for Mobile Home HVAC Budgeting
Monthly Payments for Mobile Home Heating Projects
Reviewing Interest Options for Mobile Home AC Installations
Setting Up Installment Plans for Mobile Home Furnace Upgrades
Comparing Credit Requirements for Mobile Home HVAC Financing
Investigating No Payment Period Deals for Mobile Home Cooling
Combining Rebates with Financing for Mobile Home AC Purchases
Checking Eligibility for Income Based Mobile Home HVAC Loans
Aligning Payment Strategies with Seasonal Needs in Mobile Home Heating
Exploring Collaboration with Utility Incentive Programs for Mobile Homes
Scheduling Payments for Large Scale Mobile Home HVAC Replacements
Simplifying Approval Steps for Mobile Home HVAC Financing
- **Exploring Major Brands for Mobile Home Furnace Installations**
Exploring Major Brands for Mobile Home Furnace Installations
Aligning System Specifications with Mobile Home AC Requirements
Evaluating Carrier Options for Mobile Home Air Conditioning
Navigating Trane Models for Mobile Home Heating
Selecting Goodman Units for Reliable Mobile Home Climate Control
Verifying Rheem Specifications in Mobile Home HVAC Retrofits
Identifying Compatible Parts Across Multiple Mobile Home Brands
Adapting Different Brand Coils and Compressors for Mobile Home Use
Maintaining Uniform Performance with Mixed Brand Components
Comparing Equipment Sizes to Mobile Home Square Footage
Assessing Future Upgrade Paths for Mobile Home AC Brand Choices
Checking Warranties Offered by Various Mobile Home HVAC Brands
- **About Us**



Reviewing Interest Options for Mobile Home AC Installations

Overview of HVAC needs specific to mobile homes

The decision to install an air conditioning system in a mobile home is not merely about comfort; it is about ensuring a safe, efficient, and cost-effective living environment. Proper AC installation is crucial because it significantly influences the performance and longevity of the system, the indoor air quality, and overall energy costs.

Drainage systems prevent moisture buildup around mobile home HVAC units **hvac for mobile home** inventory.

Mobile homes present unique challenges when it comes to AC installations due to their construction. Unlike traditional homes, mobile homes often have less space for ductwork and HVAC units. This makes precise installation even more critical. A poorly installed AC unit can lead to inefficient cooling, causing some areas of the home to be cooler or warmer than others. It can also result in increased energy consumption as the system works harder to achieve the desired temperature, leading to higher utility bills.

Moreover, improper installation can cause undue stress on the AC components. This may result in frequent breakdowns or necessitate premature replacement of parts or even the entire unit. In contrast, a correctly installed system operates smoothly within its designed parameters, minimizing wear and tear and extending its lifespan.

Air quality is another important consideration linked with proper AC installation. An inadequately installed system may fail to filter air effectively or manage humidity levels appropriately, creating conditions conducive to mold growth or dust accumulation. These issues not only affect comfort but also pose health risks, particularly for individuals with respiratory conditions.

Additionally, choosing the right type of AC system for a mobile home is vital. Options such as central air conditioning systems, ductless mini-splits, or window units each come with

their own set of advantages and considerations specific to mobile homes. Consulting with an HVAC professional who understands these nuances ensures that homeowners select an option that best fits their needs while aligning with structural limitations.

In conclusion, investing in proper AC installation for a mobile home goes beyond immediate comfort—it encompasses long-term financial savings through energy efficiency and reduced repair costs, enhances reliability by optimizing equipment performance and durability, and improves indoor air quality for healthier living conditions. As such, careful consideration of all available options and professional guidance during installation are indispensable steps towards achieving these benefits.

Importance of efficient heating and cooling solutions —

- [Overview of HVAC needs specific to mobile homes](#)
- [Importance of efficient heating and cooling solutions](#)
- [Understanding Financing Options for Mobile Home HVAC](#)
- [Explanation of common financing packages available](#)
- [Key factors to consider when choosing a financing option](#)
- [Personal Loans for HVAC Systems](#)
- [Pros and cons of using personal loans for HVAC installation](#)

When considering the installation of an air conditioning system in a mobile home, one of the primary concerns for homeowners is often how to finance this significant investment. The need for efficient and effective cooling solutions is particularly pressing in such environments due to the limited space and varied insulation characteristics typical of mobile homes. Thus, exploring various interest options for financing AC installations becomes crucial.

First and foremost, personal loans are a common avenue many homeowners explore. These loans are unsecured, meaning they don't require collateral like your home or car. Lenders typically offer fixed interest rates, which provide the stability of knowing exactly what your monthly payments will be over the loan's duration. However, it's essential to shop around as interest rates can vary significantly depending on your credit score and financial history.

Another viable option could be a home equity line of credit (HELOC). If you own your mobile home and have built up equity over time, a HELOC allows you to borrow against that equity at relatively low-interest rates compared to personal loans. The advantage here is that HELOCs often come with flexible repayment terms, which can make budgeting more manageable.

For those who may not qualify for traditional bank loans or lines of credit due to less-than-perfect credit scores, manufacturer financing programs might be worth investigating. Many AC manufacturers offer financing plans directly through their dealerships or partnered financial institutions. These programs sometimes feature promotional interest rates or deferred payment options designed to make immediate installation more accessible.

Furthermore, there are government-backed programs that might assist low-income families in securing necessary upgrades like air conditioning installations. Programs such as the Low-Income Home Energy Assistance Program (LIHEAP) can sometimes provide grants or low-interest loans specifically tailored for energy efficiency improvements in mobile homes.

In addition to these options, some utility companies offer on-bill financing programs where the cost of an AC unit is spread out over several months or years through additional charges on your utility bill. This method can be convenient since it ties directly into your existing account but typically requires approval based on past payment history with the utility company.

Ultimately, when reviewing interest options for financing AC installations in mobile homes, it's vital for homeowners to conduct thorough research and consider all available avenues before making a decision. Factors such as current financial status, long-term budget impact, and even potential future resale value should all play into selecting the most suitable financing method. By carefully weighing these considerations against available interest options, homeowners can ensure they invest wisely while enhancing their comfort during those sweltering summer months.


Affordable Payment Plans for Upgrading Mobile Home AC Systems



Choosing the right payment plan for upgrading your mobile home AC system is a crucial decision that can significantly impact your financial stability and comfort at home.. With numerous options available, it's essential to consider several factors to ensure you select a plan that aligns with your needs and budget. Firstly, assess your financial situation.

Posted by on 2024-12-30

Aligning Equipment Compatibility with Financing Options in Mobile Homes



In the dynamic world of mobile homes, aligning equipment compatibility with financing options is a crucial element that can significantly impact the success of any project.. The process involves ensuring that the equipment used in mobile home construction or renovation is not only technically suitable but also financially feasible.

Posted by on 2024-12-30

Benefits of Payment Plans Tailored for Mobile Home HVAC Upgrades



When contemplating upgrades to your mobile home's HVAC system, choosing the right payment plan is as crucial as selecting the equipment itself.. As energy efficiency and comfort become increasingly important, many homeowners are considering tailored payment plans that make these enhancements more accessible.

Posted by on 2024-12-30

Understanding Financing Options for Mobile Home HVAC

When considering the installation of an air conditioning unit in a mobile home, homeowners are often faced with the decision of how to finance this important investment. Two primary options stand out: traditional loans and specialized financing plans. Each has its distinct advantages and drawbacks, particularly when it comes to interest options, which can significantly impact the overall cost of the AC installation over time.

Traditional loans, typically offered by banks or credit unions, are a common choice for many consumers due to their straightforward terms and established reputation. These loans usually come with fixed interest rates, meaning that monthly payments remain consistent throughout the loan term. This predictability allows homeowners to budget more effectively without worrying about fluctuating costs. Furthermore, traditional loans often have longer repayment periods than specialized financing plans, which can lower monthly payments even if it means paying more in interest over time.

However, qualifying for a traditional loan can be challenging for some individuals. Lenders generally require a good credit score and may demand collateral or impose other stringent eligibility criteria. For those who qualify, these loans offer stability and reliability; yet for others, they might seem out of reach or simply too cumbersome given the paperwork involved.

On the other hand, specialized financing plans are specifically tailored to meet the needs of home improvement projects like mobile home AC installations. These plans are often provided directly through contractors or manufacturers who partner with financial institutions to offer more flexible terms. A significant benefit of these specialized plans is their accessibility; they tend to have less stringent credit requirements than traditional loans and might not require any collateral at all.

Moreover, specialized financing plans sometimes come with promotional interest rates-such as zero percent interest for an introductory period-which can make them very appealing at first glance. However, it's crucial for consumers to read the fine print, as these attractive rates may eventually convert into higher variable rates after the promotional period ends. This potential volatility means that while initial costs might be low or even nonexistent, long-term costs could increase substantially if not managed carefully.

In summary, both traditional loans and specialized financing plans offer viable paths toward funding an AC installation in a mobile home but cater to different needs and priorities. Traditional loans provide consistency and long-term planning benefits but require good creditworthiness and potentially high closing costs. Specialized financing offers flexibility and initial affordability but carries risks associated with changing interest rates post-promotional periods.

Ultimately, homeowners should weigh their current financial situation against each option's benefits and limitations while also considering future financial goals before deciding on how best to finance their mobile home's air conditioning system installation.



Explanation of common financing packages available

When it comes to financing mobile home air conditioning installations, evaluating the costs and benefits of different interest options is a critical step. As homeowners seek to enhance comfort and efficiency in their living spaces, understanding the financial implications of various loan types can help ensure that the chosen solution is both affordable and sustainable.

One common financing option is a personal loan, which often comes with fixed interest rates. This predictability allows homeowners to budget effectively, knowing that their monthly payments will remain constant over time. However, personal loans may have higher interest rates compared to other options, potentially increasing the overall cost of borrowing.

Another choice is a home equity loan or line of credit (HELOC), where homeowners borrow against the equity in their property. These loans typically offer lower interest rates than personal loans because they are secured by collateral—the home itself. The downside is that this option involves more risk; if payments are missed, there could be severe consequences such as foreclosure.

Credit cards might also be considered for smaller AC installation projects. While convenient and easy to access, credit cards usually carry high-interest rates if balances are not paid off quickly. This can make them an expensive choice if not managed correctly.

For those who qualify, manufacturer financing plans or promotions from HVAC companies can provide tailored solutions with competitive terms. These programs often come with enticing low or zero-interest introductory periods but must be scrutinized for hidden fees or significant rate hikes after the promotional period ends.

In making a decision, it's essential for homeowners to assess their current financial situation carefully and consider long-term goals. Factors such as expected cash flow changes, credit scores, and existing debt levels should weigh into the decision-making process.

Ultimately, selecting the right financing option requires balancing immediate needs with future financial health. By thoroughly reviewing all available interest options for mobile home AC installations—including potential tax benefits or incentives—homeowners can find a workable solution that meets their specific needs without compromising economic stability.

In conclusion, while each financing option has its pros and cons, thorough evaluation helps ensure that mobile home residents make informed decisions about how best to fund air conditioning upgrades. Whether opting for a personal loan's stability or leveraging home equity for lower rates—or even taking advantage of promotional offers—understanding these choices can lead to cooler homes without overheating budgets.

Key factors to consider when choosing a financing option

When contemplating the installation of an air conditioning (AC) system in a mobile home, one of the pivotal decisions to make involves selecting an appropriate financing option. This choice can significantly influence both your immediate financial situation and long-term economic well-being. Here, we delve into critical considerations that should guide you when reviewing interest options for financing such installations.

First and foremost, understanding the range of interest rates available is crucial. Interest rates can vary widely depending on factors such as credit scores, lender policies, and market conditions. It's essential to shop around and compare different lenders to find a favorable rate that keeps your overall costs manageable. A lower interest rate generally means reduced monthly payments and less money paid over the life of the loan, making it a key factor in your decision-making process.


Another significant consideration is the type of interest rate offered: fixed or variable. Fixed rates remain constant throughout the loan term, providing predictability in budgeting because you'll know exactly what you owe each month. On the other hand, variable rates might start lower but can fluctuate based on market conditions-potentially leading to higher payments if rates increase. Assessing your comfort level with risk and your ability to adapt to changing payment amounts will help determine which type of interest rate aligns best with your financial strategy.

The loan term length also plays a vital role in deciding how much you'll end up paying in total interest. Shorter terms typically have higher monthly payments but result in lower total interest costs due to faster principal repayment. Conversely, longer terms reduce monthly burdens but accumulate more interest over time. Consider your current financial capabilities and future earning potential when choosing between short-term savings versus long-term cost efficiency.

Additionally, it's wise to scrutinize any fees associated with loans for AC installations carefully. Some lenders might charge origination fees, prepayment penalties, or other hidden costs that could impact the overall affordability of your financing plan. Reading through all terms meticulously-and seeking clarification from lenders on anything unclear-can prevent unpleasant surprises down the line.

Lastly, evaluate whether there are special financing offers or incentives available for energy-efficient systems or first-time buyers that could ease financial burdens further. Government programs or manufacturer rebates might provide additional savings opportunities that are worth exploring.

In conclusion, choosing a financing option for AC installation in a mobile home requires thoughtful consideration of various elements related to interest options. By focusing on securing favorable rates, understanding the implications of fixed versus variable interests, weighing term lengths against personal finances, accounting for additional fees, and exploring available incentives-you can make an informed decision that supports both immediate comfort and long-term fiscal health.



Personal Loans for HVAC Systems

In recent years, the demand for air conditioning installations in mobile homes has surged, driven by an increasing awareness of comfort and climate control. However, financing these installations can pose a significant challenge for many homeowners. Examining successful case studies of mobile home AC installations with various interest options reveals insightful strategies that have enabled homeowners to achieve affordable and effective cooling solutions.

One notable case study involves a mobile home community in Florida, where residents faced scorching summer temperatures. To alleviate this discomfort, a local HVAC company partnered with a credit union to offer low-interest financing options tailored specifically for mobile home owners. The collaboration allowed residents to access flexible payment plans that fit their budgets without compromising on quality or efficiency. By spreading the cost over several years at an attractive interest rate, many homeowners were able to install energy-efficient systems that significantly improved their living conditions.

Another successful example comes from California, where environmental concerns and high electricity costs prompted innovative financing solutions for AC installations. Here, a non-profit organization launched a program aimed at promoting sustainable energy use in mobile homes. Through partnerships with green energy companies and financial institutions, they offered zero-interest loans for installing solar-powered air conditioning systems. This initiative not only provided immediate relief from the heat but also encouraged long-term savings on utility bills while contributing positively to environmental conservation efforts.

A different approach was observed in Texas, where the state government introduced incentives for upgrading existing cooling systems in mobile homes. By offering tax credits and rebates alongside traditional loan options with competitive interest rates, more residents were motivated to replace outdated units with high-efficiency models. These incentives reduced the upfront cost burden and made it financially feasible for homeowners to invest in modern technology that enhanced indoor air quality and comfort levels substantially.

These case studies underscore the importance of exploring diverse interest options when considering AC installations in mobile homes. They highlight how strategic collaborations between HVAC providers, financial institutions, and government bodies can create accessible pathways for homeowners seeking temperature control solutions. Additionally, these examples demonstrate the potential benefits of integrating environmentally friendly technologies into such projects.

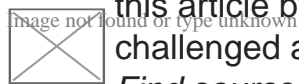
In conclusion, reviewing interest options is crucial when planning AC installations in mobile homes as it directly impacts affordability and accessibility for residents. Successful cases

show that tailored financing plans can make quality air conditioning systems attainable even within constrained budgets while fostering sustainability goals simultaneously. As more communities recognize these advantages through real-world applications like those detailed above-providing cool comfort becomes not only achievable but also beneficially transformative across various dimensions: economically viable yet ecologically sound-a win-win scenario indeed!

About Prefabrication

Not to be confused with Preproduction.

"Prefab" redirects here. For other uses, see Prefab (disambiguation).



This article **needs additional citations for verification**. Please help improve this article by adding citations to reliable sources. Unsourced material may be challenged and removed.

Find sources: "Prefabrication" – news · newspapers · books · scholar · JSTOR (September 2014) *(Learn how and when to remove this message)*


Prefabrication is the practice of assembling components of a structure in a factory or other manufacturing site, and transporting complete assemblies or sub-assemblies to the construction site where the structure is to be located. Some researchers refer it to “various materials joined together to form a component of the final installation procedure“.

The most commonly cited definition is by Goodier and Gibb in 2007, which described the process of manufacturing and preassembly of a certain number of building components, modules, and elements before their shipment and installation on construction sites.^[1]

The term *prefabrication* also applies to the manufacturing of things other than structures at a fixed site. It is frequently used when fabrication of a section of a machine or any movable structure is shifted from the main manufacturing site to another location, and the section is supplied assembled and ready to fit. It is not generally used to refer to electrical or electronic components of a machine, or mechanical parts such as pumps, gearboxes and compressors which are usually supplied as separate items, but to sections of the body of the machine which in the past were fabricated with the whole machine. Prefabricated parts of the body of the machine may be called 'sub-assemblies' to distinguish them from the other components.

Process and theory

[edit]



Levittown, Puerto Rico


An example from house-building illustrates the process of prefabrication. The conventional method of building a house is to transport bricks, timber, cement, sand, steel and construction aggregate, etc. to the site, and to construct the house on site from these materials. In prefabricated construction, only the foundations are constructed in this way, while sections of walls, floors and roof are prefabricated (assembled) in a factory (possibly with window and door frames included), transported to the site, lifted into place by a crane and bolted together.

Prefabrication is used in the manufacture of ships, aircraft and all kinds of vehicles and machines where sections previously assembled at the final point of manufacture are assembled elsewhere instead, before being delivered for final assembly.

The theory behind the method is that time and cost is saved if similar construction tasks can be grouped, and assembly line techniques can be employed in prefabrication at a location where skilled labour is available, while congestion at the assembly site, which wastes time, can be reduced. The method finds application particularly where the structure is composed of repeating units or forms, or where multiple copies of the same basic structure are being constructed. Prefabrication avoids the need to transport so many skilled workers to the construction site, and other restricting conditions such as a lack of power, lack of water, exposure to harsh weather or a hazardous environment are avoided. Against these advantages must be weighed the cost of transporting prefabricated sections and lifting them into position as they will usually be larger, more fragile and more difficult to handle than the materials and components of which they are made.

History

[edit]



"Loren" Iron House, at Old Gipps town in Moe, Australia

Prefabrication has been used since ancient times. For example, it is claimed that the world's oldest known engineered roadway, the Sweet Track constructed in England around 3800 BC, employed prefabricated timber sections brought to the site rather than assembled on-site.^[citation needed]

Sinhalese kings of ancient Sri Lanka have used prefabricated buildings technology to erect giant structures, which dates back as far as 2000 years, where some sections were prepared separately and then fitted together, specially in the Kingdom of Anuradhapura and Polonnaruwa.

After the great Lisbon earthquake of 1755, the Portuguese capital, especially the Baixa district, was rebuilt by using prefabrication on an unprecedented scale. Under the guidance of Sebastião José de Carvalho e Melo, popularly known as the Marquis de Pombal, the most powerful royal minister of D. Jose I, a new Pombaline style of architecture and urban planning arose, which introduced early anti-seismic design features and innovative prefabricated construction methods, according to which large multistory buildings were entirely manufactured outside the city, transported in pieces and then assembled on site. The process, which lasted into the nineteenth century, lodged the city's residents in safe new structures unheard-of before the quake.

Also in Portugal, the town of Vila Real de Santo António in the Algarve, founded on 30 December 1773, was quickly erected through the use of prefabricated materials en masse. The first of the prefabricated stones was laid in March 1774. By 13 May 1776, the centre of the town had been finished and was officially opened.

In 19th century Australia a large number of prefabricated houses were imported from the United Kingdom.


The method was widely used in the construction of prefabricated housing in the 20th century, such as in the United Kingdom as temporary housing for thousands of urban families "bombed out" during World War II. Assembling sections in factories saved time on-site and the lightness of the panels reduced the cost of foundations and assembly on site. Coloured concrete grey and with flat roofs, prefab houses were uninsulated and cold and life in a prefab acquired a certain stigma, but some London prefabs were occupied for much longer than the projected 10 years.^[2]

The Crystal Palace, erected in London in 1851, was a highly visible example of iron and glass prefabricated construction; it was followed on a smaller scale by Oxford Rewley Road railway station.

During World War II, prefabricated Cargo ships, designed to quickly replace ships sunk by Nazi U-boats became increasingly common. The most ubiquitous of these ships was the American Liberty ship, which reached production of over 2,000 units, averaging 3 per day.

Current uses

[edit]



A house being built with prefabricated concrete panels.


The most widely used form of prefabrication in building and civil engineering is the use of prefabricated concrete and prefabricated steel sections in structures where a particular part or form is repeated many times. It can be difficult to construct the formwork required to mould concrete components on site, and delivering wet concrete to the site before it starts to set requires precise time management. Pouring concrete sections in a factory brings the advantages of being able to re-use moulds and the concrete can be mixed on the spot without having to be transported to and pumped wet on a congested construction site. Prefabricating steel sections reduces on-site cutting and welding costs as well as the associated hazards.

Prefabrication techniques are used in the construction of apartment blocks, and housing developments with repeated housing units. Prefabrication is an essential part of the industrialization of construction.^[3] The quality of prefabricated housing units had increased to the point that they may not be distinguishable from traditionally built units to those that live in them. The technique is also used in office blocks, warehouses and factory buildings. Prefabricated steel and glass sections are widely used for the exterior of large buildings.

Detached houses, cottages, log cabin, saunas, etc. are also sold with prefabricated elements. Prefabrication of modular wall elements allows building of complex thermal insulation, window frame components, etc. on an assembly line, which tends to improve quality over on-site construction of each individual wall or frame. Wood construction in particular benefits from the improved quality. However, tradition often favors building by hand in many countries, and the image of prefab as a "cheap" method only slows its adoption. However, current practice already allows the modifying the floor plan according to the customer's requirements and selecting the surfacing material, e.g. a personalized brick facade can be masoned even if the load-supporting elements are timber.

Today, prefabrication is used in various industries and construction sectors such as healthcare, retail, hospitality, education, and public administration, due to its many advantages and benefits over traditional on-site construction, such as reduced installation time and cost savings.^[4] Being used in single-story buildings as well as in multi-story projects and constructions. Providing the possibility of applying it to a specific part of the project or to the whole of it.

The efficiency and speed in the execution times of these works offer that, for example, in the case of the educational sector, it is possible to execute the projects without the cessation of the operations of the educational facilities during the development of the same.



Transportation of prefabricated Airbus wing assembly

Prefabrication saves engineering time on the construction site in civil engineering projects. This can be vital to the success of projects such as bridges and avalanche galleries, where weather conditions may only allow brief periods of construction. Prefabricated bridge elements and systems offer bridge designers and contractors significant advantages in terms of construction time, safety, environmental impact, constructibility, and cost. Prefabrication can also help minimize the impact on traffic from bridge building. Additionally, small, commonly used structures such as concrete pylons are in most cases prefabricated.

Radio towers for mobile phone and other services often consist of multiple prefabricated sections. Modern lattice towers and guyed masts are also commonly assembled of prefabricated elements.

Prefabrication has become widely used in the assembly of aircraft and spacecraft, with components such as wings and fuselage sections often being manufactured in different countries or states from the final assembly site. However, this is sometimes for political rather than commercial reasons, such as for Airbus.

Advantages

[edit]

- Moving partial assemblies from a factory often costs less than moving pre-production resources to each site
- Deploying resources on-site can add costs; prefabricating assemblies can save costs by reducing on-site work
- Factory tools - jigs, cranes, conveyors, etc. - can make production faster and more precise

- Factory tools - shake tables, hydraulic testers, etc. - can offer added quality assurance
- Consistent indoor environments of factories eliminate most impacts of weather on production
- Cranes and reusable factory supports can allow shapes and sequences without expensive on-site falsework
- Higher-precision factory tools can aid more controlled movement of building heat and air, for lower energy consumption and healthier buildings
- Factory production can facilitate more optimal materials usage, recycling, noise capture, dust capture, etc.
- Machine-mediated parts movement, and freedom from wind and rain can improve construction safety
- Homogeneous manufacturing allows high standardization and quality control, ensuring quality requirements subject to performance and resistance tests, which also facilitate high scalability of construction projects. [5]
- The specific production processes in industrial assembly lines allow high sustainability, which enables savings of up to 20% of the total final cost, as well as considerable savings in indirect costs. [6]

Disadvantages

[edit]

- Transportation costs may be higher for voluminous prefabricated sections (especially sections so big that they constitute oversize loads requiring special signage, escort vehicles, and temporary road closures) than for their constituent materials, which can often be packed more densely and are more likely to fit onto standard-sized vehicles.
- Large prefabricated sections may require heavy-duty cranes and precision measurement and handling to place in position.

Off-site fabrication

[edit]

Off-site fabrication is a process that incorporates prefabrication and pre-assembly. The process involves the design and manufacture of units or modules, usually remote from the work site, and the installation at the site to form the permanent works at the site. In its fullest sense, off-site fabrication requires a project strategy that will change the orientation of the project process from construction to manufacture to installation. Examples of off-site fabrication are wall panels for homes, wooden truss bridge spans, airport control stations.

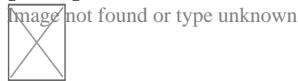
There are four main categories of off-site fabrication, which is often also referred to as off-site construction. These can be described as component (or sub-assembly)

systems, panelised systems, volumetric systems, and modular systems. Below these categories different branches, or technologies are being developed. There are a vast number of different systems on the market which fall into these categories and with recent advances in digital design such as building information modeling (BIM), the task of integrating these different systems into a construction project is becoming increasingly a "digital" management proposition.

The prefabricated construction market is booming. It is growing at an accelerated pace both in more established markets such as North America and Europe and in emerging economies such as the Asia-Pacific region (mainly China and India). Considerable growth is expected in the coming years, with the prefabricated modular construction market expected to grow at a CAGR (compound annual growth rate) of 8% between 2022 and 2030. It is expected to reach USD 271 billion by 2030. [7]

See also

[edit]



Wikimedia Commons has media related to ***Prefabrication***.

- Prefabricated home
- Prefabricated buildings
- Concrete perpend
- Panelák
- Tower block
- St Crispin's School — an example of a prefabricated school building
- Nonsuch House, first prefabricated building
- Agile construction
- Intermediate good

References

[edit]

- [^] (2022) Modularity clustering of economic development and ESG attributes in prefabricated building research. *Frontiers in Environmental Science*, 10. Retrieved from <https://www.frontiersin.org/articles/10.3389/fenvs.2022.977887>
- [^] *Sargeant, Tony Anthony J. (11 November 2016) [2016-09-10]. "Prefabs' in South London – built as emergency housing just after WW2 and meant to last for just 10 years". Tonyjsargeant.wordpress.com. Archived from the original on 14 October 2016. Retrieved 19 July 2018.*
- [^] *Goh, Edward; Loosemore, Martin (4 May 2017). "The impacts of industrialization on construction subcontractors: a resource based view". *Construction Management and Economics*. **35** (5): 288–304. doi:10.1080/01446193.2016.1253856. ISSN 0144-6193.*

4. ^ Details about the modular construction market. Hydrodiseno.com. 2022-08-17. Retrieved 2023-01-05
5. ^ Zhou, Jingyang; Li, Yonghan; Ren, Dandan (November 2022). "Quantitative study on external benefits of prefabricated buildings: From perspectives of economy, environment, and society". *Sustainable Cities and Society*. **86**. Bibcode:2022SusCS..8604132Z. doi:10.1016/j.scs.2022.104132.
6. ^ Why Choose Modular Construction? Hydrodiseno.com. 2021-07-29. Retrieved 2023-03-07
7. ^ Modular Construction Market Size is projected to reach USD 271 Billion by 2030, growing at a CAGR of 8%: Straits Research. Globenewswire.com. 2022-06-18. Retrieved 2023-02-16

Sources

[edit]

"Prefabricated Building Construction Systems Adopted in Hong Kong" (PDF). Retrieved 20 August 2013.

Authority control databases: National  [Edit this at Wikidata](#)

About Durham Supply Inc

Photo

Image not found or type unknown

Photo

Image not found or type unknown

Photo

Image not found or type unknown

Photo

Image not found or type unknown

Things To Do in Tulsa County

Photo

Tulsa Botanic Garden

4.7 (1397)

Photo

Image not found or type unknown

The Outsiders House Museum

4.7 (885)

Photo

Image not found or type unknown

The Blue Dome

4.5 (60)

Photo

Bob Dylan Center

4.9 (245)

Photo

Image not found or type unknown

The Tulsa Arts District

4.7 (22)

Photo

Image not found or type unknown

Philbrook Museum of Art

4.8 (3790)

Driving Directions in Tulsa County

Driving Directions From Camp Bow Wow to Durham Supply Inc

Driving Directions From ALDI to Durham Supply Inc

Driving Directions From Church on the Move Tulsa to Durham Supply Inc

Driving Directions From East Central High School to Durham Supply Inc

Driving Directions From Subway to Durham Supply Inc

Driving Directions From OYO Hotel Tulsa International Airport to Durham Supply Inc

Heating contractor

HVAC contractor

Mobile Home Furnace Installation

Driving Directions From Tulsa Air and Space Museum & Planetarium to Durham Supply Inc

Driving Directions From Center of the Universe to Durham Supply Inc

Driving Directions From Woodward Park and Gardens to Durham Supply Inc

Driving Directions From The Outsiders House Museum to Durham Supply Inc

Driving Directions From Streetwalker Tours to Durham Supply Inc

Driving Directions From Guthrie Green to Durham Supply Inc

[Mobile home supply store](#)

[Air conditioning repair service](#)

[Air conditioning store](#)

[Air conditioning system supplier](#)

[Furnace repair service](#)

Reviews for Durham Supply Inc

Durham Supply Inc

Image not found or type unknown

Gerald Clifford Brewster

(5)

We will see, the storm door I bought says on the tag it's 36x80, but it's 34x80. If they return it.....they had no problems returning it. And it was no fault of there's, you measure a mobile home door different than a standard door!

Durham Supply Inc

Image not found or type unknown

Ty Spears

(5)

Bought a door/storm door combo. Turns out it was the wrong size. They swapped it out, quick and easy no problems. Very helpful in explaining the size differences from standard door sizes.

Durham Supply Inc

Image not found or type unknown

Ethel Schiller

(5)

This place is really neat, if they don't have it they can order it from another of their stores and have it there overnight in most cases. Even hard to find items for a trailer! I definitely recommend this place to everyone! O and the prices is awesome too!

Reviewing Interest Options for Mobile Home AC Installations [View GBP](#)

Check our other pages :

- [Evaluating Different Financing Packages for Mobile Home HVAC](#)
- [Budgeting Monthly Payments for Mobile Home Heating Projects](#)
- [Reviewing Interest Options for Mobile Home AC Installations](#)
- [Setting Up Installment Plans for Mobile Home Furnace Upgrades](#)

Frequently Asked Questions

What are the most energy-efficient AC options available for mobile homes?

The most energy-efficient AC options for mobile homes include ductless mini-split systems, which offer high SEER (Seasonal Energy Efficiency Ratio) ratings, and packaged air conditioners designed specifically for mobile homes. These systems provide targeted cooling with less energy loss compared to traditional central air systems.

How do installation requirements differ for mobile home AC units compared to standard residential units?

Mobile home AC installations often require specialized equipment due to their unique design and space constraints. Units must be compatible with smaller ductwork and may need reinforced support structures or specific mounting solutions. Additionally, compliance with HUD (Housing and Urban Development) regulations is necessary to ensure safety and efficiency.

What financing options are available for installing an HVAC system in a mobile home?

Financing options for mobile home HVAC installations include personal loans from banks or credit unions, financing plans offered by HVAC companies, or government programs like the Weatherization Assistance Program (WAP) that help low-income households improve energy efficiency. Its important to compare interest rates and terms before committing to a plan.

Royal Supply Inc

Phone : +16362969959

City : Oklahoma City

State : OK

Zip : 73149

Address : Unknown Address

Google Business Profile

Company Website : <https://royal-durhamsupply.com/locations/oklahoma-city-oklahoma/>

Sitemap

Privacy Policy

About Us

Follow us