


- **News**
- **Exploring Differences Among Sectional and Roller Doors**
Exploring Differences Among Sectional and Roller Doors Distinguishing Features of Modern and Traditional Styles Characteristics of Carriage House Style Garage Doors Identifying Unique Aspects of Contemporary Designs Understanding Factors that Influence Style Selection Visual Aspects of Window Inserts in Door Designs Suitability of Certain Styles for Various Home Exteriors Evaluating Popular Configurations for Residential Use Common Considerations for Matching Door Styles Exploring Minimalist Influences in Garage Door Aesthetics Approaches to Integrating Garage Door Style with Architecture Factors Affecting Long Term Satisfaction with Chosen Style
- **Key Functions of Smart Enabled Garage Door Openers**
Key Functions of Smart Enabled Garage Door Openers Connecting Garage Doors to Home Automation Systems Steps for Integrating Smartphone Access Controls Evaluating Compatibility with Wifi Enabled Devices Reviewing Basic Security Features in Smart Openers Adjusting Remote Settings for Personalized Access Understanding Software Updates for Connected Systems Options for Voice Controlled Garage Door Operation Methods for Troubleshooting

Connectivity Issues Exploring Timers and Scheduling Functions Ensuring Privacy and Data Security in Smart Door Systems Adapting Traditional Doors for Modern Automation

- **About Us**



Garage Door Design

In the realm of architecture and design, trends evolve with society's shifting tastes and cultural inclinations. One area that has seen significant transformation is garage door aesthetics. Once regarded as merely utilitarian, garage doors have gradually become an integral aspect of a home's façade, contributing to its overall visual appeal. Energy-efficient garage doors can help reduce heating and

cooling costs **garage door opener repair near me** CHI overhead doors. Among the array of influences shaping modern garage door design, minimalism stands out as a particularly prominent trend.

Minimalism, characterized by simplicity and functionality, has permeated various domains of design over the past century. It emerged as a response to the cluttered and overly ornate styles that preceded it, championing a philosophy where less is more. This approach emphasizes clean lines, neutral colors, and an uncluttered appearance—principles that have found their way into the evolution of garage door aesthetics.

Historically, garage doors were designed with practicality at the forefront. The early 20th century saw them made from wood or metal, often with little thought given to visual harmony with the house itself. As architectural styles evolved through mid-century modernism to contemporary designs, so too did garage doors begin to reflect these changes. The rise of minimalism in architecture encouraged designers to reconsider how garages could enhance a home's curb appeal.

Today's minimalist garage doors often feature sleek materials such as aluminum or glass combined with muted color palettes like whites, greys, or earth tones. The emphasis is on creating a seamless look that complements rather than competes with other elements of the home's exterior. For instance, a minimalist garage door might incorporate horizontal lines that echo those on nearby windows or siding panels, creating visual continuity.

Beyond aesthetics, minimalism also influences function by integrating smart technology into garage door systems. These advancements allow for streamlined operation—such as remote access via smartphone apps—while maintaining an unobtrusive presence within the overall design scheme.

Moreover, sustainability plays a crucial role in this evolving aesthetic narrative. With increasing environmental awareness among consumers and builders alike, minimalist designs often utilize sustainable materials and energy-efficient technologies without sacrificing style.

The impact of minimalist design extends beyond individual homes; it resonates within urban planning where space efficiency is paramount. In densely populated areas where every square foot counts—and where building codes may restrict construction options—a minimalist approach can maximize both utility and aesthetic value without overwhelming limited space reserves.

As we peer into future trends likely influencing garage door aesthetics further still will be continued innovations driven by technological advances coupled perhaps even deeper societal shifts towards eco-consciousness & resource mindfulness—all elements perfectly aligned under umbrella ethos espoused originally decades ago now recognized increasingly across disciplines globally simply known collectively today 'minimalist movement.'

In conclusion then while once overlooked utilitarian necessity solely functional purposes alone now becoming centerpiece expression personal taste lifestyle

choice statement embracing elegance simplicity synonymous core values
underpinning overarching ethos defining truly timeless minimalistic ideology
continues shape inspire next generation transformative ideas revolutionizing way
perceive interact surrounding built environments including humble everyday
structures like garages themselves exhibiting profound beauty found purest
forms essence distilled down fundamental principles stripped bare essentials
revealing innate intrinsic splendor awaiting discovery appreciation anew always
anew again forevermore eternally evolving ever-changing world around us all
part grander journey shared humanity collective pursuit perfection harmony
balance infinite variety life itself quintessentially reflected mirrored microcosm
small yet significant scale humble ubiquitous familiar unassuming presence
commonplace everyday lives unnoticed oftentimes taken granted yet
undeniably indispensable nonetheless transcending boundaries limitations mere
physicality entering realm artistry reimagined renewed inspired creative
visionaries passionate dedicated

Space Requirements and Installation Process: Comparing the space needed for installation and

operation of sectional versus roller doors, as well as ease of installation. —

- **Design and Aesthetic Considerations: Exploring how sectional and roller doors differ in design, appearance, and suitability for different architectural styles.**
- **Space Requirements and Installation Process: Comparing the space needed for installation and operation of sectional versus roller doors, as well as ease of installation.**
- **Material Choices and Durability: Discussion on common materials used for each type of door, their durability, maintenance requirements, and impact on longevity.**
- **Insulation and Energy Efficiency: Evaluating the insulation properties of sectional and roller doors and how they affect energy efficiency in a home or commercial setting.**
- **Security Features: Analyzing the security features inherent to sectional versus roller doors, including locking mechanisms and resistance to forced entry.**
- **Cost Comparison: Breaking down the initial costs, long-term value, maintenance expenses, and potential return on investment for**

each door type.

Exploring the realm of minimalist influences in garage door aesthetics unveils a fascinating intersection where functionality meets artful simplicity. The modern design ethos that champions "less is more" has found its way from interior spaces to the exterior facades, including one of the most utilitarian elements of a home—the garage door. In this exploration, we delve into the key characteristics that define minimalist garage doors and how they contribute to an overall streamlined aesthetic.

One of the primary characteristics of minimalist garage doors is their emphasis on clean lines and geometric forms. Unlike traditional doors that may feature ornate details and complex patterns, minimalist designs focus on straight lines and simple shapes. This approach not only enhances visual clarity but also complements contemporary architectural styles, making these doors appear as seamless extensions of a building's facade.

Material selection plays a crucial role in minimalism, and garage doors are no exception. Minimalist garage doors often utilize materials such as steel, glass, or wood with natural finishes. These materials are chosen for their ability to convey a sense of purity and authenticity without unnecessary embellishments. For instance, glass panels might be incorporated to introduce natural light while maintaining privacy through frosted or tinted treatments—adding both function and elegance.

Color palettes in minimalist garage door design tend to be subdued yet sophisticated. Neutral tones like whites, grays, blacks, and earthy shades dominate the spectrum. These colors allow the door to blend harmoniously with its surroundings rather than becoming a focal point that demands attention. The understated color choices reinforce the minimalist principle by contributing to an overall sense of tranquility and order.

Functionality is another cornerstone of minimalist design philosophy; hence, these doors are engineered for efficiency and ease of use. Modern technological advancements have enabled features such as smart openers or energy-efficient insulation without compromising on aesthetics. The integration of technology ensures that while the design remains simple externally, it does not lack in innovation internally.

Finally, sustainability is increasingly becoming integral to minimalist design practices across all facets—including garage doors. Eco-friendly materials and manufacturing processes align with minimalism's broader ethos towards mindfulness about consumption and environmental impact.

In conclusion, minimalist influences in garage door aesthetics serve as a testament to how simplicity can transform everyday objects into works of functional art. By focusing on clean lines, quality materials, subtle color palettes, technological integration, and sustainability considerations—minimalist garage doors create an inviting yet unobtrusive presence within modern homes' exteriors. As homeowners continue seeking harmony between utility and style within their living environments—it's clear that this unassuming feature will play an essential role in

achieving those aspirations.

Addressing repair needs for sectional versus roller garage doors

When it comes to addressing repair needs for garage doors, homeowners often find themselves at a crossroads when deciding between sectional and roller door systems.. Both types have their unique characteristics and serve specific purposes, making the selection of professional services an essential step in ensuring efficient repairs. Sectional garage doors are composed of horizontal panels that are connected by hinges.



Posted by on 2025-01-01

Material Choices and Durability: Discussion on

common materials used for each type of door, their durability, maintenance requirements, and impact on longevity.

In recent years, the minimalist movement has transcended the realms of interior design and fashion, spilling over into various aspects of architecture and home aesthetics. One area where this influence is particularly evident is in garage door design. Often overlooked as merely functional elements of a home's facade, garage doors are increasingly being viewed through the lens of modern aesthetics. This essay explores the materials and colors that define minimalist styles in garage door aesthetics, underscoring how simplicity can elevate this once mundane component to an integral part of a home's overall design.

Minimalism is characterized by its emphasis on simplicity, functionality, and clean lines. When it comes to garage doors, these principles manifest through the careful

selection of materials that exude elegance while maintaining practicality. Steel and aluminum are among the most popular choices for minimalist garage doors due to their sleek appearance, durability, and low maintenance requirements. These metals provide a smooth surface that aligns with minimalism's preference for unadorned surfaces.

Another material gaining traction in minimalist garage door design is glass. Used either as large panels or as smaller sections within a metal frame, glass introduces natural light into what might otherwise be a dimly lit space. It also offers an opportunity for homeowners to blend indoor and outdoor environments seamlessly—another hallmark of minimalist architecture. Frosted or tinted glass can ensure privacy while maintaining the aesthetic charm associated with transparency.

Wood is traditionally seen as too ornate for minimalism; however, when used thoughtfully—such as in flat panels without excessive grain patterns—it can add warmth and texture to a minimalist design without compromising its core tenets. Sustainable wood options like bamboo or reclaimed timber further enhance the eco-friendly aspect often associated with minimalistic living.

Color choices play a pivotal role in defining minimalist styles as well. Neutral palettes dominate this aesthetic with whites, grays, blacks, and earth tones taking center stage. These colors create a serene backdrop that allows other architectural features or landscaping elements to shine without distraction.

White remains a timeless favorite due to its ability to make spaces appear larger and more open—a crucial consideration in urban settings where space may be limited. Gray adds sophistication without being overpowering; it's versatile enough to complement both modern homes and those with more traditional architecture.

Black provides striking contrast when used strategically—either as trim around windows or frames—or even across entire surfaces for dramatic effect while still adhering to minimalist ideals by avoiding unnecessary embellishments.

Earth tones such as taupe or beige offer subtle variations from traditional neutrals but retain their calming influence on overall aesthetics—they are perfect for blending structures harmoniously within natural surroundings like gardens or wooded areas adjacent garages might overlook onto.

In conclusion: exploring minimalist influences in garage door aesthetics reveals how thoughtful choices regarding materials & colors can transform these utilitarian objects into visually compelling components integral not just functionally but aesthetically too! Embracing simplicity doesn't mean sacrificing style—instead it opens up possibilities creating coherent designs reflecting individual homeowner preferences yet respecting broader environmental contexts they exist within thereby enhancing curb appeal significantly!





Insulation and Energy Efficiency: Evaluating the

insulation properties of sectional and roller doors and how they affect energy efficiency in a home or commercial setting.

In recent years, the minimalist aesthetic has increasingly influenced various areas of design, from interior spaces to architecture, and now, even garage doors. The trend towards simplicity and functional elegance is reshaping how we perceive everyday elements in our homes. One such component that benefits significantly from this minimalist approach is the garage door. Installing a minimalist garage door not only enhances the visual appeal of a home but also brings several practical benefits.

At its core, minimalist design emphasizes clean lines, uncluttered spaces, and a focus on essential forms. This philosophy translates beautifully into garage door aesthetics, where simplicity can create striking visual harmony with the rest of the

house. A minimalist garage door often features sleek panels with little to no ornamentation, which allows it to blend seamlessly with modern architectural styles. The understated elegance of these doors can enhance curb appeal by providing a cohesive look that complements other elements of contemporary home design.

Beyond aesthetics, there are tangible benefits to choosing a minimalist garage door. For one, these doors tend to be made from high-quality materials that offer durability and longevity. The focus on essential features means that manufacturers often invest in superior materials like steel or aluminum with protective coatings that resist weathering and require minimal maintenance over time. This durability ensures homeowners won't have to frequently repair or replace their garage doors due to wear and tear.

Another advantage is energy efficiency. Many minimalist doors come equipped with insulation options that help maintain temperature stability within the garage space. This feature is particularly beneficial for those who use their garages as workshops or additional living areas since it helps reduce heating and cooling costs by keeping extreme temperatures at bay.

Furthermore, the streamlined nature of minimalist garage doors typically involves innovative technology integration for ease of use and security enhancement. Features such as smart openers can be incorporated without disrupting the simple design ethos, allowing homeowners to control access remotely while maintaining an uncluttered appearance.

Finally, there's something psychologically appealing about minimalism—the way it promotes tranquility through orderliness and simplicity aligns well with modern desires for stress-free living environments. A minimalist garage door contributes to this ethos by eliminating unnecessary details and focusing on functionality without sacrificing style.

In conclusion, adopting a minimalist approach when selecting a new garage door offers numerous benefits beyond mere aesthetic pleasure. It provides enhanced durability through quality construction materials, improves energy efficiency via better insulation options, integrates modern technology effortlessly for convenience and safety—and perhaps most importantly—creates an environment of calm beauty that resonates throughout one's home life experience. As we continue exploring minimalist influences in various facets of design today—including those seemingly mundane yet essential components like our garage doors—it becomes clear how powerful simplicity can truly be in transforming everyday living spaces into havens of serenity and sophistication alike.

Security Features: Analyzing the security features inherent to sectional versus

roller doors, including locking mechanisms and resistance to forced entry.

In recent years, minimalist design has surged in popularity, penetrating various facets of lifestyle and architecture. This trend is marked by its emphasis on simplicity, functionality, and elegance. One area where this influence is increasingly visible is in garage door aesthetics. Choosing the right minimalist garage door for your home involves more than merely selecting a design; it demands a consideration of how that door will harmonize with both the architectural ethos of your residence and your personal style.

To begin with, understanding the fundamental principles of minimalist design can aid in making an informed choice. Minimalism is characterized by clean lines, uncluttered spaces, and a focus on essential elements. When applied to garage doors, this translates into designs that eschew excessive ornamentation in favor of sleekness and efficiency. A minimalist garage door should complement the overall structure of your home without drawing attention away from it.

Material selection plays a pivotal role in achieving a minimalist look. Opting for materials such as steel or aluminum can provide a modern appearance while ensuring durability. These metals offer crisp lines and smooth finishes that align perfectly with minimalist aesthetics. Additionally, they allow for seamless integration with other contemporary materials like glass or wood accents that might be part of your home's facade.


Color choices are equally important when choosing a minimalist garage door. Neutral tones such as white, black, gray, or beige are preferred as they seamlessly blend with most architectural styles and promote a sense of calmness and orderliness inherent to minimalism. However, subtle variations or textures can add depth without compromising the overarching theme of simplicity.

Functionality should not be overlooked when selecting a garage door under the influence of minimalism. Beyond aesthetic appeal, consider how the door operates: Is it easy to use? Does it enhance energy efficiency? Does it require minimal maintenance? The ideal minimalist garage door should marry form with function effortlessly.

Moreover, technological advancements have paved the way for integrating smart features into garage doors without compromising their minimalist appeal. Innovations like automated opening systems and smart locks can be incorporated discreetly to maintain clean lines while enhancing convenience and security.

Ultimately, choosing the right minimalist garage door means aligning it with your vision for your home's exterior while embracing simplicity at its finest. It requires balancing aesthetics with practicality—ensuring that every element serves both functional needs and artistic expression.

In conclusion, incorporating minimalist influences into your selection process allows you to create an exterior space that reflects contemporary elegance through understated sophistication. By carefully considering materials, colors, functionality—and even technology—you can select a garage door that enhances not only your home's curb appeal but also its harmony within the broader architectural landscape.



**Cost Comparison: Breaking
down the initial costs, long-**

term value, maintenance expenses, and potential return on investment for each door type.

In recent years, minimalist design has transcended its Scandinavian roots to influence various aspects of modern architecture. One area that has seen a significant transformation is garage door aesthetics. A traditionally overlooked aspect of home design, garage doors are now being reimagined with a focus on simplicity and seamless integration into the overall architectural narrative. The installation considerations for achieving this seamless look are crucial, as they ensure that the garage door not only functions effectively but also complements the minimalist ethos of less is more.

The first step in creating a minimalist aesthetic for garage doors involves material selection. Opting for clean lines and understated finishes can transform an ordinary garage door into a statement piece that integrates smoothly with the home's exterior. Materials such as steel, aluminum, or glass often provide the sleek

appearance desired in minimalism while offering durability and ease of maintenance. Choosing a monochromatic color palette—such as whites, greys, or blacks—enhances this streamlined look and allows the structure to blend seamlessly with its surroundings.

Beyond materials and colors, installation techniques play a pivotal role in achieving a seamless aesthetic. Flush installations are paramount; they ensure that the door sits level with the surrounding exterior wall rather than protruding awkwardly from it. This flush alignment creates an unbroken visual plane that emphasizes simplicity and cohesiveness. Additionally, concealed hardware further contributes to this effect by eliminating visual clutter. Hidden hinges and tracks maintain clean lines and preserve the purity of form central to minimalist design.

It's also important to consider technological integrations when exploring minimalist influences in garage door aesthetics. Smart technology enables functionality without compromising on style. For instance, automated systems can be installed within the existing structure of the home rather than adding bulky external mechanisms or unsightly control panels. This not only enhances convenience but also maintains the integrity of minimalist principles.

Lighting is another element that should not be overlooked in creating a seamless look for garage doors influenced by minimalist aesthetics. Strategically placed lighting can highlight architectural features without overpowering them—subtle uplights or recessed downlights can cast gentle illumination across surfaces, enhancing their textures while maintaining an unobtrusive presence.

Finally, attention to proportion is essential when considering how a garage door fits into its broader environment. Ensuring that its scale aligns harmoniously with other elements of the property prevents it from becoming overbearing or diminishing neighboring features like windows or entryways.

In conclusion, crafting a seamless look for garage doors through minimalist influences requires careful consideration across multiple dimensions: material choice, installation techniques, technology integration, lighting strategies, and proportionality all work together harmoniously to achieve this goal. By prioritizing these factors during both design and installation phases homeowners can create an aesthetically pleasing yet functional addition whose elegance lies within its simplicity—a testament to how even utilitarian components like garage doors can embody artistic sophistication when approached thoughtfully through minimalism's lens.

In recent years, the minimalist design movement has surged in popularity, transforming spaces with its "less is more" philosophy. This trend has seamlessly extended to various aspects of home design, including garage doors. The understated elegance and simplicity of minimalist aesthetics have garnered attention from homeowners and designers alike who seek to create harmonious

living environments. Through a series of successful case studies on minimalist garage door installations, we can explore how this aesthetic has been effectively integrated into modern architecture.

One notable case study involves a suburban home that opted for a minimalist garage door to complement its sleek architectural lines. Instead of traditional ornate designs, the homeowner chose a simple flat-panel door with a smooth finish, painted in a neutral color that matched the exterior walls. The result was a cohesive look that didn't detract from the home's other features but rather enhanced its overall appearance. This installation demonstrated how minimalism could provide an elegant yet unobtrusive solution that aligns with contemporary architectural trends.

Another compelling example comes from an urban residence where space was at a premium. The designers faced the challenge of incorporating functionality without compromising on style. For this project, they selected a glass-paneled garage door framed with aluminum, offering both transparency and durability. The translucent panels allowed natural light to enter during the day while maintaining privacy through frosted finishes. This approach not only maximized space and light but also contributed to an open and airy atmosphere within the limited confines of city living.

A third case study focused on sustainability as part of its minimalist design ethos. In this instance, reclaimed wood was used for crafting the garage door, creating an organic texture that stood out against the home's clean lines without overpowering

them. By choosing sustainably sourced materials and emphasizing their natural beauty through simple design elements, this installation underscored how minimalism could intersect with ecological responsibility.

These case studies illustrate several key principles inherent to successful minimalist garage door installations: simplicity in form and function, integration with existing architectural elements, effective use of materials, and enhancement of natural lighting conditions. They exemplify how minimalism isn't merely about reducing visual clutter but about thoughtful curation—selecting each element for maximum impact through subtlety.

The exploration of minimalist influences in garage door aesthetics reveals much about current preferences for residential design: an inclination towards serenity amidst chaos; clarity over confusion; quality over quantity; and most importantly—a desire for spaces that echo personal philosophies by being both practical sanctuaries and reflections of individual taste.

As more people embrace these ideals within their homes' exteriors—including garages—it becomes evident that minimalism serves not just as an aesthetic choice but as a lifestyle statement too: one where every detail counts toward creating meaningful environments tailored meticulously around human experiences rather than mere visual spectacles alone.

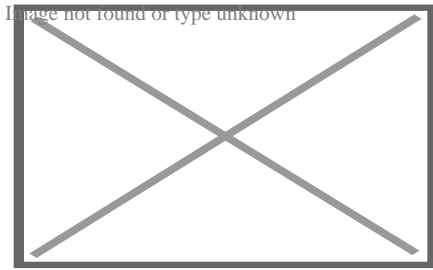


About garage door opener

This article **needs additional citations for verification**. Please help improve this article by adding citations to reliable sources. Unsourced material may be challenged and removed.



Find sources: "Garage door opener" – news • newspapers • books • scholar • JSTOR (April 2015) *(Learn how and when to remove this message)*



A residential garage door opener. The motor is in the box on the upper-right.

A **garage door opener** is a motorized device that opens and closes a garage door controlled by switches on the garage wall. Most also include a handheld radio remote control carried by the owner, which can be used to open and close the door from a short distance.

The electric opener

[edit]

The electric overhead garage door opener was invented by C.G. Johnson in 1926 in Hartford City, Indiana.^[1] Electric Garage Door openers did not become popular until Era Meter Company of Chicago offered one after World War II where the overhead garage door could be opened via a key pad located on a post at the end of the driveway or a switch inside the garage.^[2]

As in an elevator, the electric motor does not provide most of the power to move a heavy garage door. Instead, most of door's weight is offset by the counterbalance springs attached to the door. (Even manually operated garage doors have counterbalances; otherwise, they would be too heavy for a person to open or close them.) In a typical design, torsion springs apply torque to a shaft, and that shaft applies a force to the garage door via steel counterbalance cables. The electric opener provides only a small amount of

force to control how far the door opens and closes. In most cases, the garage door opener also holds the door closed in place of a lock.

The typical electric garage door opener consists of a power unit that contains the electric motor. The power unit attaches to a track. A trolley connected to an arm that attaches to the top of the garage door slides back and forth on the track, thus opening and closing the garage door. The trolley is pulled along the track by a chain, belt, or screw that turns when the motor is operated. A quick-release mechanism is attached to the trolley to allow the garage door to be disconnected from the opener for manual operation during a power failure or in case of emergency. Limit switches on the power unit control the distance the garage door opens and closes once the motor receives a signal from the remote control or wall push button to operate the door.^[3]

The entire assembly hangs above the garage door. The power unit hangs from the ceiling and is located towards the rear of the garage. The end of the track on the opposite end of the power unit attaches to a header bracket that is attached to the header wall above the garage door. The powerhead is usually supported by punched angle iron.

Recently another type of opener, known as the jackshaft opener, has become more popular.^[when?] This style of opener was used frequently on commercial doors but in recent years has been adapted for residential use. This style of opener consists of a motor that attaches to the side of the torsion rod and moves the door up and down by simply spinning the rod. These openers need a few extra components to function safely for residential use. These include a cable tension monitor, to detect when a cable is broken, and a separate locking mechanism to lock the door when it is fully closed. These have the advantage that they free up ceiling space that an ordinary opener and rail

would occupy. These also have the disadvantage that the door must have a torsion rod to attach the motor to.

Types

[edit]

There are six types of garage door openers:

1. Chain drive openers. These have a chain (similar to a bicycle's) that connects the trolley to the motor.
2. Belt drive openers use a rubber belt in place of a chain.
3. Screw drive openers have a long screw inside the track. The trolley connects to this screw.
4. Direct drive openers have the motor installed inside the trolley and use a gear wheel to guide the trolley along a fixed chain.
5. Jackshaft openers mount on the wall at either end of the torsion bar.
6. Roller openers automate roller doors, which roll upward and coil around a drum above the garage entrance, maximizing space.

These openers typically feature two tines that slide into a drum wheel within the roller door mechanism, engaging to smoothly lift or lower the door.

Remote control

[edit]

The first wireless garage door openers were invented and developed by two US inventors at the same time, one in Illinois and the other in Washington state, around 1930. They were unknown to each other.^[4]

The first garage door opener remote controls were simple and consisted of a simple transmitter (the remote) and receiver which controlled the opener mechanism. The transmitter would transmit on a designated frequency; the receiver would listen for the radio signal, then open or close the garage, depending on the door position. The basic concept of this can be traced back to World War II. This type of system was used to detonate remote bombs. While novel at the time, the technology ran its course when garage door openers became popular. While the garage door remote control transmitter is low power and has limited range, its signal can be received by other, nearby, garage door openers. When two neighbors had garage door openers, then opening one garage door might open the neighbor's garage door as well.

The second stage of the wireless garage door opener system solved the opening-the-neighbor's-garage-door problem. The remote controls on these systems transmitted a digital code, and the receiver in the garage responded only to that code. The codes were typically set by eight to twelve DIP switches on the receiver and transmitter, so they allowed for $2^8 = 256$ to $2^{12} = 4,096$ different codes. As long as neighbors used different codes, they would not open each other's garage doors. The intent of these systems was to avoid interference with nearby garage doors; the systems were not designed with security in mind. Intruders were able to defeat the security of these systems and gain entry to the garage and the house. The number of codes was small enough that even an unsophisticated intruder with a compatible remote control transmitter could just start transmitting all possible codes until he found one that opened the door. More sophisticated intruders could acquire a black box master key that automatically transmitted every possible code in a short time. An even more sophisticated method is known as a replay attack. The attacker would use a code grabber, which has a receiver that captures

the remote's digital code and can retransmit that digital code at a later time. The attacker with a code grabber would wait nearby for the homeowner to use his remote, capture the code, and then replay the code to open the door when the homeowner was gone. Multicode openers became unpopular in areas where security was important, but due to their ease of programming, such openers are often used to operate such things as the gates in gated apartment complexes.

An intermediate stage of the garage door opener market eliminated the DIP switches and used remotes preprogrammed to one out of roughly 3.5 billion unique codes. The receiver would maintain a security list of remotes to which it would respond; the user could easily add the unique remote's code to the list by pressing a button on the garage door opener while activating the remote control. A large number of codes made the brute force try-all-possible-digital-codes attacks infeasible, but the systems were still vulnerable to code grabbers. For user convenience, these systems were also backward compatible with the older DIP switch remote codes, but adding an old technology remote to the security list made the garage door opener vulnerable to a brute force attack to find the DIP switch code. The larger code space approach was an improvement over the fixed DIP switch codes but was still vulnerable to the replay attack.

The third stage of garage door opener technology uses a frequency spectrum range between 300–400 MHz and rolling code (code hopping) technology to defeat code grabbers. In addition to transmitting a unique identifier for the remote control, a sequence number and an encrypted message are also sent. Although an intruder could still capture the code used to open a garage door, the sequence number immediately expires, so retransmitting the code later

would not open the garage door. The encryption makes it extremely difficult for an intruder to forge a message with the next sequence number that would open the door. Some rolling code systems are more involved than others. Because there is a high probability that someone will push the remote's button while not in range and thus advance the sequence number, the receiver does not insist the sequence number increase by exactly one; it will accept a sequence number that falls within a narrow window or two successive sequence numbers in a much wider window. Rolling code technology is also used on car remote controls and with some internet protocols for secure sites.

The fourth stage of garage door opener systems is similar to third stage, but it is limited to the 315 MHz frequency. The 315 MHz frequency range avoids interference from the land mobile radio system (LMRS) used by the U.S. military.

The following standards are used by units manufactured by Chamberlain (including LiftMaster and Craftsman):

Dates	System	Color of programming button and LED on unit	Color of LED on remote*
1984–1993	8–12 DIP switch on 300–400 MHz	white, gray, or yellow button with red LED	red
1993–1997	Billion Code on 390 MHz	green button with green or red LED	green
1997–2005	Security+ (rolling code) on 390 MHz	orange or red button with amber LED	amber or none
2005–present	Security+ (rolling code) on 315 MHz	purple button with amber LED	none

	Security+ 2.0 (rolling code) on 310, 315, and 390 MHz	yellow button with amber LED and yellow antenna wires	red or blue
--	---	---	-------------

* *Does not apply to keyless entry keypads or universal remotes.*

Recent Chamberlain garage door openers that have Security+ 2.0 features also use a special serial protocol on wired connections rather than a simple switch closure.^[5]


The following standards are used by units manufactured by Overhead Door Corporation and its subsidiary The Genie Company[ⓧ]:

Dates	System
1985–1995	9–12 DIP switch on 360, 380, or 390 MHz ^[6] ^[7]
1995–2005	Intellicode/CodeDodger (rolling code) on 390 MHz
2005–present	Intellicode/CodeDodger (rolling code) on 315 MHz
2011–present	Intellicode 2/CodeDodger 2 (rolling code) on 315 and 390 MHz

[ⓧ]*Note: There are no standard color codes for the learn button or LED on units manufactured by Overhead Door or Genie. All accessories made for later versions of Genie Intellicode and Overhead Door CodeDodger are backward compatible with previous generations of Intellicode and CodeDodger.*

Cloning garage door opener remotes

[edit]



A typical photo of both the outer case and inner circuit of a garage door opener remote control.

Many garage door opener remote controls use fixed-code encoding which use DIP switches or soldering to do the address pins coding process, and they usually use pt2262/pt2272 or compatible ICs. For these fixed-code garage door opener remotes, one can easily clone the existing remote using a self-learning remote control duplicator (copy remote) which can make a copy of the remote using face-to-face copying.

Additional features

[edit]

Additional features that have been added over the years have included:

- Automatic courtesy lights that turn on when the door opens (or via motion sensors) and automatically turn off after a preset delay
- A remote lockout feature, which turns off the radio receiver while one is on vacation or away for an extended time.
- The availability of accessories has increased, including such features as wireless keypads, key chain remotes, and solenoid-operated deadbolts to

lock the door itself.


- Automatic door closing feature, which after a fixed time by the owner, closes the garage door to prevent theft.

More sophisticated features are also available, such as an integrated carbon monoxide sensor to open the door in case of the garage being flooded with exhaust fumes. Other systems allow door activation over the Internet to allow home owners to open their garage door from their office for deliveries.

Another recent innovation in the garage door opener is a fingerprint-based wireless keypad. This unit attaches to the outside of the garage door on the jamb and allows users to open and close their doors with the press of a finger, rather than creating a personal identification number (PIN). This is especially helpful for families with children who may forget a code and are latchkey kids.

Safety

[edit]



Electric eye for safety

The garage door is generally the largest moving object in a home. An improperly adjusted garage door opener can exert strong and deadly forces and might not reverse the garage door in an emergency. The manufacturer's instructions provide guidance to the user on the proper adjustment and

maintenance of the opener.

Garage door openers manufactured and installed in the United States since 1982 are required to provide a quick-release mechanism on the trolley that allows for the garage door to be disconnected from the garage door opener in the event of entrapment.^[8] Garage door openers manufactured since 1991 are also required to reverse the garage door if it strikes a solid object.^[9]^[10]

In the United States, the Consumer Product Safety Improvement Act of 1990 required that automatic residential garage door operators manufactured on or after 1 January 1991 conform to the entrapment protection requirements of the 1988 version of ANSI/UL standard 325.^[11] A requirement for redundant entrapment-prevention devices was added in 1993; such a system can use an electric eye, a door edge sensor, or any other device that provides equivalent protection by reversing the travel of the closing door if an object is detected in its path.^[12]^[13]

California Senate Bill No. 969

[edit]

In California, Senate Bill No. 969 requires that any automatic residential garage door opener that is manufactured for sale, sold, offered for sale, or installed in a residence to have a battery backup function that is designed to operate when activated because of an electrical outage.^[14] The bill went into effect on July 1, 2019. Under the bill, any automatic garage door opener that is in violation is subject to a civil penalty of \$1000.

The bill was passed by Gov. Jerry Brown on Sept. 21, 2018, in response to the 2017 California Wildfires in which at least 5 individuals lost their lives because

they could not open their garage door when the power went out.[¹⁵]

The Door and Access Systems Manufacturers Association International opposed the bill arguing that garage door openers with backup batteries require regular maintenance and that the bill should be amended to make this clear. In addition, they said that "garage door openers with backup batteries are not designed to serve as life safety devices, and should not be relied upon to prove a means of egress from a garage during an electrical outage."^[16]

The bill passed, despite most garage doors having a release pull cord.

References

[edit]

1. [^] Robert J Girod (2014). "Garage Door Openers - High-tech Burglary". *Advanced Criminal Investigations and Intelligence Operations: Tradecraft Methods, Practices, Tactics, and Techniques*. Taylor and Francis. p. 90. ISBN 9781482230741.
2. [^] "Aids To Modern Living - Garage Doors". *Popular Science*: 137. December 1946.
3. [^] Castro, Diane. "The Complete Garage Door System". Regency Conference Center. Retrieved 10 March 2020.
4. [^] "Widely Separated Inventors Invent Garage Door Openers By Radio Impulses". *Popular Science*: 32. February 1931.
5. [^] "Will my older accessories work with the new line of Security+ 2.0 garage door openers?". *alldaygaragerepair.com*. Retrieved 2017-06-23.
6. [^] Willmes, Dave. "My Overhead Door Opener Doesn't Work with this Universal Remote". *www.overheaddooronline.com*. Retrieved 20 October 2016.
7. [^] "FCC ID BSH8YN106546 by Overhead Door Corporation". *FCCID.io*. Retrieved 20 October 2016.
8. [^] "Falling Garage Doors — A Crushing Concern". *Garage Door Child Safety*.
9. [^] "Non Reversing Garage Door Openers a Hazard" (PDF). U.S. Consumer Product Safety Commission.

10. **^** *"Garage Door System Safety Guidelines". Door & Access Systems Manufacturers Association International. Archived from the original on 2008-12-23.*
11. **^** *Garage Door Operators • CPSC*
12. **^** *Non-Reversing Automatic Garage Door Openers Are a Hazard • CPSC*
13. **^** *16CFR1211*
14. **^** *"Bill Text - SB-969 Automatic garage door openers: backup batteries". leginfo.legislature.ca.gov. California Legislative Information. Retrieved 6 September 2019.*
15. **^** *"New California Law Could Cost You \$1000 in Fines". Clark's Garage Door. 4 September 2019. Retrieved 6 September 2019.*
16. **^** *"California Mandates Battery Backup With All GDOS - Experts Cite Problems With The Legislation" (PDF). dasma.com. DASMA. Retrieved 6 September 2019.*


External links

[edit]

- Official FCC notification on garage opener frequencies (PDF)
- Garage Door Opener Safety Tips (Washington Post)
- Safety Commission Rules For Automatic Garage Door Openers – U.S. Consumer Product Safety Commission. CPSC, 1992

About jackshaft

For the locomotive component, see Jackshaft (locomotive).



A two-pulley jackshaft redirecting belt power from horizontal to vertical.

A **jackshaft**, also called a *countershaft*, is a common mechanical design component used to transfer or synchronize rotational force in a machine. A jackshaft is often just a short stub with supporting bearings on the ends and two pulleys, gears, or cranks attached to it. In general, a jackshaft is any shaft that is used as an intermediary transmitting power from a driving shaft to a driven shaft.

History

[edit]

Jackshaft

[edit]

The oldest uses of the term *jackshaft* appear to involve shafts that were intermediate between water wheels or stationary steam engines and the line shafts of 19th century mills.^[1]^[2] In these early sources from New England mills in 1872 and 1880, the term "*jack shaft*" always appears in quotes. Another 1872 author wrote: "Gear wheels are used in England to transmit the power of the engine to what is usually called the jack shaft."^[3] By 1892, the quotes were gone, but the use remained the same.^[4]


The pulleys on the jackshafts of mills or power plants were frequently connected to the shaft with clutches. For example, in the 1890s, the generating room of the Virginia Hotel in Chicago had two Corliss engines and five dynamos, linked through a jackshaft. Clutches on the jackshaft pulleys allowed any or all of the dynamos to be driven by either or both of the engines.^[5] With the advent of chain-drive vehicles, the term *jackshaft* was generally applied to the final intermediate shaft in the drive train, either a chain driven shaft driving

pinions that directly engaged teeth on the inside of the rims of the drive wheels,^[6]^[7] or the output shaft of the transmission/differential that is linked by chain to the drive wheels.^[8]

One of the first uses of the term *jackshaft* in the context of railroad equipment was in an 1890 patent application by Samuel Mower. In his electric-motor driven railroad truck, the motor was geared to a jackshaft mounted between the side frames. A sliding dog clutch inside the jackshaft was used to select one of several gear ratios on the chain drive to the driven axle.^[9] Later railroad jackshafts were generally connected to the driving wheels using side rods (see jackshaft (locomotive) for details).

Countershaft

[edit]



A PTO shaft or jackshaft with a protective shield to prevent entanglement.

The term *countershaft* is somewhat older. In 1828, the term was used to refer to an intermediate horizontal shaft in a gristmill driven through gearing by the waterwheel and driving the millstones through bevel gears.^[10] An 1841 textbook used the term to refer to a short shaft driven by a belt from the line shaft and driving the spindle of a lathe through additional belts. The

countershaft and the lathe spindle each carried cones of different-diameter pulleys for speed control.^[1] In 1872, this definition was given: "The term countershaft is applied to all shafts driven from the main line [shaft] when placed at or near the machines to be driven ..."^[3]

Modern uses

Modern jackshafts and countershafts are often hidden inside large machinery as components of the larger overall device.

In farm equipment, a spinning output shaft at the rear of the vehicle is commonly referred to as the *power take-off* or PTO, and the power-transfer shaft connected to it is commonly called a *PTO shaft*, but is also a jackshaft.

See also

[edit]

- Drive shaft
- Layshaft

References

[edit]

1. ↑ James Emerson, Report of Water-Wheel Tests at Lowell and Other Places, Journal of the Franklin Institute, Vol. LXIII, No. 3 (March, 1872); pages 177-178.
2. ↑ Holyoke Warter Power Co., Experiments with Gears, Belts and Draft Tubes, Holyoke Hydrodynamic Experiments, Weaver Shipman and Co., Springfield, Mass., 1880; pages 73-76.
3. ↑ ***a b*** Coleman Sellers, Transmission of Motion, Journal of the Franklin Institute, Vol. LXIV, No. 5 (Nov. 1872); pages 305-319, *countershaft* is defined

on page 314, *jack shaft* on page 316.

4. ▲ Robert Grimshaw, Drive for Power Transmission, Cassier's Magazine Vol. II, No. 9 (July 1892); pages 219-224, see particularly figure 1 and the discussion of it on pages 223-224.
5. ▲ John J. Flather, Rope-Driving: A treatise on the transmission of power by means of fibrous ropes, Wiley, New York, 1895; pages 42-43. Fig. 21 shows part of the jack-shaft.
6. ▲ The Darling Steam Carriage, The Horseless Age, Vol. 5, No. 2 (Oct. 11, 1899); page 6.
7. ▲ Some New American Steam Carriages, The Motor Car Journal, Vol I, No. 36 (Nov. 10, 1899); page 565.
8. ▲ The Grout Steam Tonneau, Cycle and Automobile Trade Journal Vol II, No. 8 (Feb 1, 1902) ;pages 55-56.
9. ▲ Samuel E. Mower, Electric-Motor Mechanism, U.S. patent 450,970, issued Apr. 21, 1891.
10. ▲ James Hindman and William Hindman, Improvement in the Grist Mill, The American Journal of Improvements in the Useful Arts and Mirror of the Patent Office in the United States, Vol I, No. 3 (July, Aug. and Sept. 1828); page 324. This reads like a patent application, there is no record of a corresponding patent.
11. ▲ Robert Willis, Part the Third, Chapter II -- To Alter the Velocity Ratio by Determinate Changes, Principles of Mechanism Designed for the Use of Students in the Universities and for Engineering Students Generally, John W. Parker, London, 1841; page 433.

About Overhead Door Company of Joliet

Photo

Image not found or type unknown

Photo

Image not found or type unknown

Photo

Image not found or type unknown

Photo

Image not found or type unknown

Photo

Image not found or type unknown

Photo

Image not found or type unknown

Photo

Image not found or type unknown

Things To Do in Will County

Photo

Image not found or type unknown

Old Joliet Prison

4.6 (1759)

Photo

Isle A La Cache Museum Pavilion

5 (1)

Photo

Image not found or type unknown

Joliet Area Historical Museum

4.6 (679)

Photo

Image not found or type unknown

Pilcher Park Nature Center

4.7 (727)

Photo

Knoch Knolls Nature Center

4.8 (541)

Photo

Image not found or type unknown

Gemini Giant

3.4 (26)

Photo

Image not found or type unknown

Lincoln Landing

4.6 (134)

Driving Directions in Will County

Driving Directions From Honorable Edward A Burmila Jr to Overhead Door Company of Joliet

Driving Directions From Pep Boys to Overhead Door Company of Joliet

Driving Directions From Golden Corral Buffet & Grill to Overhead Door Company of Joliet

Driving Directions From Red Roof Inn Chicago - Joliet to Overhead Door Company of Joliet

https://www.google.com/maps/dir/Joliet/Overhead+Door+Company+of+Joliet/88.0817251,14z/data=!3m1!4b1!4m14!4m13!1m5!1m1!1sChIJfT027GtFDogRQsBro88.0817251!2d41.525031!1m5!1m1!1sChIJLWV_oV9hDogRGyjUaaoTEjk!2m2!1d-88.106331!2d41.5069115!3e0

https://www.google.com/maps/dir/Joliet+West+High+School/Overhead+Door+Company+of+Joliet/88.1259821,14z/data=!3m1!4b1!4m14!4m13!1m5!1m1!1sChIJMQCe7QthDogRpEY88.1259821!2d41.5285745!1m5!1m1!1sChIJLWV_oV9hDogRGyjUaaoTEjk!2m2!1d-88.106331!2d41.5069115!3e2

https://www.google.com/maps/dir/First+American+Bank/Overhead+Door+Company+of+Joliet+IL+62450/88.1263608,14z/data=!3m1!4b1!4m14!4m13!1m5!1m1!1sChIJnV0USXRhDogRS488.1263608!2d41.5223227!1m5!1m1!1sChIJLWV_oV9hDogRGyjUaaoTEjk!2m2!1d41.5069115!3e1

Driving Directions From Pilcher Park Nature Center to Overhead Door Company of Joliet

Driving Directions From Route 66 Park to Overhead Door Company of Joliet

Driving Directions From Gemini Giant to Overhead Door Company of Joliet

Driving Directions From Lincoln Landing to Overhead Door Company of Joliet

Driving Directions From Des Plaines River viewing point to Overhead Door Company of Joliet

Driving Directions From Will County Historical Museum and Research Center to Overhead Door Company of Joliet

Driving Directions From Lockport Prairie Nature Preserve to Overhead Door Company of Joliet

https://www.google.com/maps/dir/Gaylord+Building+Historic+Site/Overhead+Door+Company+of+Joliet+IL+61731/88.057895,14z/data=!3m1!4b1!4m14!4m13!1m5!1m1!1sunknown!2m2!1d-88.057895!2d41.590874!1m5!1m1!1sChIJLWV_oV9hDogRGyjUaaoTEjk!2m2!1d-88.106331!2d41.5069115!3e0

https://www.google.com/maps/dir/Gemini+Giant/Overhead+Door+Company+of+Joliet+IL+61731/88.1496993,14z/data=!3m1!4b1!4m14!4m13!1m5!1m1!1sunknown!2m2!1d-88.1496993!2d41.30606!1m5!1m1!1sChIJLWV_oV9hDogRGyjUaaoTEjk!2m2!1d-88.106331!2d41.5069115!3e2

https://www.google.com/maps/dir/Fox+Museum/Overhead+Door+Company+of+Joliet+IL+61731/88.0548128,14z/data=!3m1!4b1!4m14!4m13!1m5!1m1!1sunknown!2m2!1d-88.0548128!2d41.5885338!1m5!1m1!1sChIJLWV_oV9hDogRGyjUaaoTEjk!2m2!1d-88.106331!2d41.5069115!3e1

Reviews for Overhead Door Company of Joliet

Overhead Door Company of Joliet

Image not found or type unknown

Kelley Jansa

(5)

We used Middleton Door to upgrade our garage door. We had three different companies come out to quote the job and across the board Middleton was better. They were professional, had plenty of different options and priced appropriately. The door we ordered came with a small dent and they handled getting a new panel ordered and reinstalled very quickly.

Overhead Door Company of Joliet

Image not found or type unknown

Hector Melero

(5)

Had a really great experience with Middleton Overhead Doors. My door started to bow and after several attempts on me fixing it I just couldn't get it. I didn't want to pay on something I knew I could fix. Well, I gave up and they came out and made it look easy. I know what they are doing not to mention they called me before hand to confirm my appointment and they showed up at there scheduled appointment. I highly recommend Middleton Overhead Doors on any work that needs to be done

Overhead Door Company of Joliet

Image not found or type unknown

Jim Chuporak

(5)

Received a notice the morning of telling me when to expect the men to come and put the door in. he was on time, answered all my questions, worked diligently in the cold. And did an absolutely awesome job. Everything was cleaned up, hauled away from the old door. I am extremely happy with the service I received from the first phone call I made through having the door put in. My wife and I are very, very happy with the door.

Overhead Door Company of Joliet

Image not found or type unknown

Owen McCarthy

(5)

I called the office just by chance to see if there was an available opening for a service call to repair a busted spring. Unfortunately I didn't catch the name of the person who answered, but she couldn't have been more pleasant and polite. She was able to get a tech to my house in an hour. I believe the tech's name was Mike and he too was amazing. He quickly resolved my

issue and even corrected a couple of things that he saw that weren't quite right. I would recommend to anyone and will definitely call on Middleton for any future needs. Thank you all for your great service.

Overhead Door Company of Joliet

Image not found or type unknown

Andrea Nitsche

(4)

Scheduling was easy, job was done quickly. Little disappointed that they gave me a quote over email (which they confirmed was for labor and materials), but when they finished it was just over \$30 more. Not a huge deal, but when I asked why, I was told they gave me an approx cost and it depends on what is needed. I get that in general, however, they installed the door and I gave them my address and pics of the existing prior to getting a quote. I feel like they could have been more upfront with pricing. And just a heads up, it was pricey... Had them change the weather stripping, from ringing my doorbell to pulling out my driveway when done was literally 20 mins, cost was just over \$260

Exploring Minimalist Influences in Garage Door Aesthetics [View GBP](#)

Frequently Asked Questions

What are the key characteristics of minimalist garage door designs?

Minimalist garage door designs typically feature clean lines, neutral color palettes, and simple geometric shapes. They often use materials like glass, steel, or wood to achieve an uncluttered and modern appearance.

How does minimalism in garage door aesthetics affect functionality?

Minimalism enhances functionality by focusing on essential features without unnecessary embellishments. This approach can lead to smoother operation, easier maintenance, and a focus on high-quality materials that improve durability.

Are there specific materials recommended for minimalist garage doors during installation?

Yes, common materials include steel for its sleek look and durability, glass for its modern appeal and ability to integrate natural light, and wood for a warm yet simplistic style. These materials complement minimalist design principles while providing functional benefits.

How can I ensure my new garage door complements the minimalist aesthetic of my home?

Choose a design with a consistent color scheme that matches your home's exterior. Opt for understated hardware and consider integrating elements like horizontal panels or frosted glass windows that align with the overall minimalist

theme.

Overhead Door Company of Joliet

Phone : +18157256077

City : Joliet

State : IL

Zip : 60436

Address : Unknown Address

Google Business Profile

Company Website : <https://overheaddoorjoliet.com/garage-door-repair-romeoville.aspx>

Sitemap

Privacy Policy

About Us