



- **News**
- **Exploring Differences Among Sectional and Roller Doors**
Exploring Differences Among Sectional and Roller Doors Distinguishing Features of Modern and Traditional Styles Characteristics of Carriage House Style Garage Doors Identifying Unique Aspects of Contemporary Designs Understanding Factors that Influence Style Selection Visual Aspects of Window Inserts in Door Designs Suitability of Certain Styles for Various Home Exteriors Evaluating Popular Configurations for Residential Use Common Considerations for Matching Door Styles Exploring Minimalist Influences in Garage Door Aesthetics Approaches to Integrating Garage Door Style with Architecture Factors Affecting Long Term Satisfaction with Chosen Style
- **Key Functions of Smart Enabled Garage Door Openers**
Key Functions of Smart Enabled Garage Door Openers Connecting Garage Doors to Home Automation Systems Steps for Integrating Smartphone Access Controls Evaluating Compatibility with Wifi Enabled Devices Reviewing Basic Security Features in Smart Openers Adjusting Remote Settings for Personalized Access Understanding Software Updates for Connected Systems Options for Voice Controlled Garage Door Operation Methods for Troubleshooting Connectivity Issues Exploring Timers and Scheduling Functions Ensuring Privacy

and Data Security in Smart Door Systems Adapting Traditional Doors for Modern Automation

- **About Us**



become increasingly prevalent, and garage doors are no exception. As more homeowners embrace the convenience offered by smart garage door openers, connectivity problems have emerged as a common challenge. Motion sensors enhance safety around automated garage doors **same day garage door repair** terms of service. Identifying these issues is crucial to maintaining the seamless operation of your garage door system. This essay explores some typical connectivity problems with garage doors and offers methods for troubleshooting these issues effectively.

One of the most frequent connectivity problems involves Wi-Fi signal interference. Garage doors are often located at a distance from the main router in a home, which can lead to weak or intermittent signals. Various obstructions such as walls, metal objects, or electronic devices can further deteriorate the signal quality. The first step in addressing this issue is ensuring that your router is placed in an optimal location with minimal barriers between it and the garage door opener. Investing in a Wi-Fi range extender or mesh network system can significantly enhance signal strength and eliminate dead zones.

Another common problem arises from outdated firmware or software in the garage door opener or its associated app. Manufacturers regularly release updates to improve functionality and security features; however, many users overlook these updates. Regularly checking for and installing updates can resolve unexpected glitches and improve overall performance. If you experience persistent connectivity issues, visiting the manufacturer's website for support documentation or contacting customer service may provide additional troubleshooting steps specific to your model.

Additionally, compatibility issues between different devices may cause connectivity challenges. Smart home ecosystems often involve numerous interconnected devices that must work together harmoniously. Ensuring that your smart garage door opener is compatible with other components within your network—such as hubs, assistants like Amazon Alexa or Google Assistant—is vital for smooth operation. Reading product specifications before purchase and adhering to manufacturer recommendations during setup can prevent compatibility-related disruptions.

Lastly, power supply disruptions are another potential culprit behind connectivity issues with garage doors. Power surges or outages may temporarily disable connected devices or affect their settings, leading to disconnection from the network. To mitigate this risk, consider using an uninterruptible power supply (UPS) for essential devices like routers and modems to maintain continuous power flow during minor outages.

In conclusion, while smart garage doors offer increased convenience and security benefits over traditional systems, they also come with unique connectivity challenges that need addressing to function optimally. By understanding common issues—such as weak Wi-Fi signals due to interference, outdated firmware/software affecting performance levels negatively; compatibility concerns among diverse device types within networks—and employing appropriate troubleshooting strategies proactively—like repositioning routers strategically/optimizing placements throughout homes' layouts/installing range extenders when necessary/updating apps/products regularly/checking compatibility beforehand/adopting UPS solutions—you'll ensure reliable operations & enjoy hassle-free experiences every time you use them!

When faced with connectivity issues, one of the fundamental steps in troubleshooting is checking the power supply and electrical connections. This initial phase is crucial as it addresses some of the most common yet often overlooked causes of connectivity problems. Ensuring that all devices are powered correctly and connected securely can save both time and resources before delving into more complex diagnostics.

To begin with, examining the power supply involves verifying that all devices involved in the network have access to a stable power source. Devices such as routers, switches, and modems are dependent on continuous power to function effectively. A simple oversight like an unplugged cable or a tripped circuit breaker could be the root cause of connectivity issues. Therefore, inspecting these components for any signs of wear or damage should be one of the first actions taken.

Moreover, one must also assess whether the correct voltage is being supplied to each device. Power adapters need to match their respective devices not only in terms of plug compatibility but also required voltage levels. An improperly matched adapter may result in insufficient power delivery, leading to intermittent connectivity or complete device failure.

After confirming that all devices have adequate power, attention should shift to ensuring that electrical connections are secure and functioning properly. Loose or corroded connectors can disrupt data flow, causing sporadic disconnections or slow internet speeds. It's essential to inspect Ethernet cables for physical damage such as fraying or bending which might affect performance.

Furthermore, verifying connections involves checking that cables are plugged into the correct ports and that they click into place securely. In environments where multiple cables are present, it's easy for them to become tangled or mistakenly swapped between incorrect ports during maintenance activities.

In addition to physical inspections, utilizing diagnostic tools can assist in identifying connection issues related directly to electrical faults. Many modern routers come equipped with LEDs indicating link status; these provide quick visual cues about potential problems within a network setup.

Overall, checking power supply and electrical connections is an indispensable part of troubleshooting connectivity issues. By starting with these fundamental checks, users can eliminate basic errors from their list of potential causes while gaining a clearer understanding of more complex underlying problems if they exist. This approach not only enhances efficiency but ensures minimal disruption when addressing network challenges at home or in professional settings alike.

Addressing repair needs for sectional versus roller garage doors

When it comes to addressing repair needs for garage doors, homeowners often find themselves at a crossroads when deciding between sectional and roller door systems.. Both types have their unique characteristics and serve specific purposes, making the selection of professional services an essential step in ensuring efficient repairs. Sectional garage doors are composed of horizontal panels that are connected by hinges.



Posted by on 2025-01-01

Balancing aesthetics and functionality in garage door style repairs

In the realm of garage door design and repair, the future is being shaped by an increasing emphasis on balancing aesthetics with functionality.. As homeowners seek to enhance curb appeal while ensuring practicality, this dual focus is reshaping how we think about garage doors. Traditionally, garage doors were viewed primarily as utilitarian structures—meant to secure vehicles and storage items from external elements.



Posted by on 2025-01-01

Common repair issues with traditional garage door styles

Garage doors, often overlooked yet crucial elements of our homes, serve not only as entry points but also as vital components of our property's aesthetic and security.. Traditional garage door styles, such as those made from wood or steel panels, are

renowned for their classic appeal and robustness.



Posted by on 2025-01-01

How automation systems simplify garage door repair processes

As we stand on the brink of an era where technology seamlessly integrates into every aspect of our lives, the evolution of automated garage door systems presents a fascinating glimpse into the future.. The traditional manual operations of garage doors are rapidly being replaced by sophisticated automation systems that promise to simplify repair processes and redefine convenience for homeowners.



Posted by on 2025-01-01

Material Choices and Durability: Discussion on common materials used for each type of door, their durability, maintenance requirements, and impact on longevity.

Evaluating wireless signal interference and range is a crucial aspect of troubleshooting connectivity issues, especially in today's world where reliable internet connectivity is fundamental to both personal and professional activities. As our reliance on wireless networks continues to grow, understanding the underlying factors that affect network performance becomes imperative.

Wireless networks operate by transmitting data over radio waves, which are subject to interference from a variety of sources. Common culprits include other electronic devices like microwaves, Bluetooth gadgets, and even neighboring Wi-Fi networks operating on similar frequencies. This interference can degrade the quality of the signal, leading to slower speeds or intermittent connections. Thus, evaluating wireless signal interference begins with identifying these potential sources within the environment.

One effective method for assessing interference involves conducting a site survey using specialized software tools. These tools can map out the wireless coverage in an area and identify dead zones where signals are weak or nonexistent. They also detect competing signals from other networks that may be crowding the chosen frequency band. By visualizing this data, network administrators can pinpoint areas needing attention and make informed decisions about optimizing their setups.

Another critical factor in troubleshooting connectivity issues is evaluating the range of a wireless network. The range is influenced by several elements, including physical obstructions such as walls and furniture that block or weaken signals as they pass through. Additionally, the type of materials used in building construction—such as metal or concrete—can significantly affect signal propagation.


To address range-related issues, one might consider repositioning routers to more central locations within a building or deploying additional access points to extend coverage into hard-to-reach areas. Sometimes simple adjustments like elevating a router off the ground or ensuring its antennas are optimally oriented can yield

noticeable improvements in performance.

Furthermore, changing the channel on which your Wi-Fi operates can help mitigate interference from overlapping networks. Most modern routers support multiple channels; switching to a less congested one could resolve many connectivity problems without requiring significant hardware changes.

Lastly, upgrading equipment should not be overlooked when evaluating both interference and range issues. Older routers may not support newer standards that offer better performance and reduced susceptibility to interference.

In conclusion, troubleshooting connectivity issues requires a comprehensive approach that considers both wireless signal interference and range limitations. By systematically evaluating these factors—through site surveys, strategic placement of devices, channel adjustments, and potential equipment upgrades—users can significantly enhance their network's reliability and efficiency. As technology evolves and our dependence on wireless communication grows stronger, staying informed about these methods will remain essential for maintaining optimal network performance.



Insulation and Energy Efficiency: Evaluating the

insulation properties of sectional and roller doors and how they affect energy efficiency in a home or commercial setting.

In the realm of modern technology, connectivity stands as the backbone supporting a multitude of devices and systems we rely on daily. Whether it's a smart home appliance or an industrial machine, seamless communication between components is crucial. When connectivity issues arise, troubleshooting becomes essential to restore functionality and efficiency. One critical aspect of this process involves inspecting sensor and remote control functionality.

Sensors and remote controls are ubiquitous in today's connected world. Sensors gather data from their environment, while remote controls allow users to interact with devices from a distance. Both play vital roles in ensuring that systems operate smoothly and respond accurately to user commands or environmental changes.

However, when these elements malfunction, they can disrupt entire networks.

The first step in troubleshooting connectivity issues related to sensors is verifying their operational status. This involves checking for physical damage or obstructions that might impede their ability to collect data. It's also important to ensure that sensors are correctly calibrated because inaccurate readings can lead to erroneous system responses. For wireless sensors, examining the signal strength and interference levels is paramount; weak signals or overlapping frequencies can severely affect performance.

Similarly, assessing remote control functionality requires a meticulous approach. Begin by confirming that the remote control's battery has sufficient charge; often, this simple check resolves what appears to be a complex issue. Next, inspect the infrared (IR) emitter or radio frequency (RF) transmitter for any signs of wear or damage that could impair signal transmission.

Connectivity problems may also stem from software-related issues within the sensor network or remote control system. Firmware updates are commonly released to address bugs and improve performance; thus, ensuring all devices have up-to-date software is crucial. Additionally, examining device compatibility ensures smooth operation within a network of varied technologies.

Another method for diagnosing connectivity problems involves utilizing diagnostic tools designed specifically for testing sensor outputs and remote control signals.

These tools can pinpoint faults with precision by simulating normal operation conditions and identifying deviations from expected behaviors.

In more complex scenarios where straightforward solutions do not resolve connectivity issues, deeper analysis may be necessary—such as protocol review or network topology assessment—to uncover hidden flaws within communication pathways.

Ultimately, effective troubleshooting relies on a systematic approach characterized by patience and attention to detail. By thoroughly inspecting sensor and remote control functionality as part of this process, technicians can swiftly identify root causes of connectivity disruptions—and implement solutions that restore harmony across interconnected systems.

In conclusion, as our reliance on connected technologies grows ever more profound, so does the importance of robust troubleshooting methods like inspecting sensor and remote control functionality when faced with connectivity challenges. Through diligent examination at both hardware and software levels—and leveraging specialized diagnostic tools—technicians can ensure reliable communication between devices continues uninterrupted—a critical factor underpinning today's digital landscape.

Security Features: Analyzing the security features inherent to sectional versus roller doors, including locking mechanisms and resistance to forced entry.

Analyzing the garage door opener system for faults, particularly in the realm of connectivity issues, requires a thoughtful and systematic approach. The modern garage door opener is an intricate piece of technology that not only provides convenience but also enhances home security. However, like all electronic systems, it can occasionally encounter problems that disrupt its connectivity. Understanding how to troubleshoot these issues effectively can save time, effort, and potentially costly repairs.

Firstly, it's important to identify the symptoms of a connectivity issue with a garage door opener. Common signs include unresponsiveness to remote controls or smartphone apps, intermittent operation, or inconsistent opening and closing. These symptoms often indicate problems within the wireless communication between the control unit and the remote devices.

One pragmatic method for troubleshooting begins with checking the power source. Ensure that both the main unit and any connected devices have adequate power supplies. A simple battery replacement in a remote control might solve what appears to be a complex issue. Similarly, verify that the garage door opener itself is receiving power; sometimes circuit breakers trip or outlets fail.

Next, inspect the physical components for potential obstructions or damage that might interfere with signals. Metal objects near antennas can disrupt wireless signals; therefore, ensuring that pathways are clear can enhance connectivity. Additionally, checking for any physical damage such as frayed wires or loose connections is crucial since these could interrupt electrical flow needed for proper operation.

Another essential aspect of troubleshooting involves examining interference from other wireless devices or networks. Wi-Fi routers operating on similar frequencies can cause disturbances in garage door openers' communication channels. One effective strategy is changing the frequency settings on either device to minimize overlap and improve signal clarity.

Furthermore, updating software and firmware is often overlooked but vital in maintaining optimal device performance. Manufacturers periodically release updates that address known bugs and improve functionality including connectivity enhancements thus it's prudent to ensure your system's software is current.

In some cases where basic troubleshooting does not resolve issues, consulting professional support becomes necessary. Specialists possess diagnostic tools and expertise beyond standard user capabilities; they can pinpoint obscure faults within circuitry or programming that average users might miss.

Lastly yet importantly is preventive maintenance which plays an invaluable role in avoiding future connectivity issues altogether - keeping systems clean from dust accumulation ensures better signal transmission while regular testing confirms operational integrity over time.

In conclusion analyzing garage door opener systems for faults related to connectivity involves careful assessment across multiple domains: power supply verification structural inspection elimination of interfering signals timely software updates seeking professional help when required along with routine maintenance practices all contribute towards ensuring seamless interaction between users their automated entries safeguarding both convenience security alike thereby underscoring its importance within household technology frameworks today .



**Cost Comparison: Breaking
down the initial costs, long-**

term value, maintenance expenses, and potential return on investment for each door type.

In the digital age, where connectivity is the backbone of most operations, troubleshooting connectivity issues has become an essential skill for IT professionals and tech enthusiasts alike. One of the pivotal aspects of this process involves reviewing software and firmware updates for compatibility. This task, though seemingly routine, plays a critical role in ensuring seamless communication between devices and maintaining network reliability.

Software and firmware updates are designed to enhance functionality, patch security vulnerabilities, and improve user experience. However, these updates can sometimes introduce compatibility issues that disrupt connectivity. Thus, understanding and managing these updates is crucial in troubleshooting efforts.

When faced with a connectivity issue, one of the first steps should be to verify if any recent software or firmware updates have been applied to the affected devices or systems. Often, users may unknowingly install an update that conflicts with existing configurations or other software applications. This can lead to disruptions in network communications or complete failures in device interoperability.

To effectively review these updates for compatibility issues, it is important to maintain a comprehensive inventory of all hardware and software components within the network infrastructure. This includes keeping track of current versions and any pending updates. By doing so, IT professionals can quickly identify discrepancies when new problems arise.

Moreover, it's beneficial to stay informed about known compatibility issues related to specific updates. Many times, software vendors will release documentation regarding potential conflicts or provide lists of compatible devices and systems alongside their update releases. Utilizing such resources can save considerable time during the troubleshooting process.


Testing updates in a controlled environment before deploying them across networks is another prudent strategy. By setting up a test lab that mirrors the production environment as closely as possible, potential issues can be identified without impacting day-to-day operations. This proactive approach minimizes risk and ensures that only stable and compatible versions are rolled out.

In addition to technical assessments, involving end-users in feedback loops can also be advantageous. Users often encounter firsthand signs of incompatibility through changes in device behavior or performance post-update. Their insights can guide IT teams toward pinpointing problems more efficiently.

Ultimately, reviewing software and firmware updates for compatibility isn't merely about fixing immediate connectivity issues—it's about fostering an ongoing culture of vigilance and adaptability within tech environments. As technology evolves at an unprecedented pace, staying ahead means anticipating challenges before they manifest into larger systemic problems.

In conclusion, while reviewing software and firmware updates for compatibility might seem like just another checkbox in troubleshooting protocols, its impact on maintaining robust connectivity cannot be overstated. It requires diligence in monitoring changes within systems but rewards with smoother operations free from unexpected interruptions caused by incompatible elements clashing within vital networks.

About customer service



A DMV clerk helps a customer with paperwork.

Customer service is the assistance and advice provided by a company through phone, online chat, mail, and e-mail to those who buy or use its products or services. Each industry requires different levels of customer service,^[1] but towards the end, the idea of a well-performed service is that of increasing revenues. The perception of success of the customer service interactions is dependent on employees "who can adjust themselves to the personality of the customer".^[2] Customer service is often practiced in a way that reflects the strategies and values of a firm. Good quality customer service is usually measured through customer retention.

Customer service for some firms is part of the firm's intangible assets and can differentiate it from others in the industry. One good customer service experience can change the entire perception a customer holds towards the organization.^[3] It is expected that AI-based chatbots will significantly impact customer service and call centre roles and will increase productivity substantially.^[4]^[5]^[6] Many organisations have already adopted AI chatbots to improve their customer service experience.^[6]^[7]^[5]

The evolution in the service industry has identified the needs of consumers. Companies usually create policies or standards to guide their personnel to follow their particular service package. A service package is a combination of tangible and intangible characteristics a firm uses to take care of its clients.^[8]

Customer support

[edit]

Main article: Customer support

Customer support is a range of consumer services to assist customers in making cost-effective and correct use of a product.^[9] It includes assistance in planning, installation, training, troubleshooting, maintenance, upgrading, and disposal of a product.^[9] These services may even be provided at the place in which the customer makes use of the product or service. In this case, it is called "at home customer service" or "at home customer support."

Customer support is an effective strategy that ensures that the customer's needs have been attended to. Customer support helps ensure that the products and services that have been provided to the customer meet their expectations. Given an effective and efficient customer support experience, customers tend to be loyal to the organization, which creates a competitive advantage over its competitors. Organizations should ensure that any complaints from customers about customer support have been dealt with effectively.^[10]


Automation and productivity increase

[edit]

Customer service may be provided in person (e.g. sales / service representative), or by automated means,^[11] such as kiosks, websites, and apps. An advantage of automation is that it can provide service 24 hours a day which can complement face-to-face customer service.^[12] There is also economic benefit to the firm. Through the evolution of technology, automated services become less expensive over time. This helps provide services to more customers for a fraction of the cost of employees' wages. Automation can facilitate customer service or replace it entirely.

A popular type of automated customer service is done through artificial intelligence (AI). The customer benefit of AI is the feel for chatting with a live agent through improved speech technologies while giving customers the self-service benefit.^[13] AI can learn through interaction to give a personalized service. The exchange the Internet of Things (IoT) facilitates within devices, lets us transfer data when we need it, where we need it. Each gadget catches the information it needs while it maintains communication with other devices. This is also done through advances in hardware and software technology. Another form of automated customer service is touch-tone phone, which usually involves IVR (Interactive Voice Response) a main menu and the use of a keypad as options (e.g. "Press 1 for English, Press 2 for Spanish").^[14]

In the Internet era, a challenge is to maintain and/or enhance the personal experience while making use of the efficiencies of online commerce. "Online customers are literally invisible to you (and you to them), so it's easy to shortchange them emotionally. But this lack of visual and tactile presence makes it even more crucial to create a sense of personal, human-to-human connection in the online arena."^[15]



An automated online assistant with avatar providing automated customer service on a web page

Examples of customer service by artificial means are automated online assistants that can be seen as avatars on websites,^[12] which enterprises can use to reduce operating and training costs.^[12] These are driven by chatbots, and a major underlying technology to such systems is natural language processing.^[12]

Metrics

[edit]

The two primary methods of gathering feedback are customer surveys and Net Promoter Score measurement, used for calculating the loyalty that exists between a provider and a consumer.^[16]

Instant feedback

[edit]

Many outfits have implemented feedback loops that allow them to capture feedback at point of experience. For example, National Express in the UK has invited passengers to send text messages while riding the bus. This has been shown to be useful, as it allows companies to improve their customer service before the customer defects, thus making it far more likely that the customer will return next time.^[17]

See also

[edit]

- Automated attendant
- Customer experience management
- Customer relationship management

- Customer satisfaction
- Customer Service Assurance
- Customer service representative
- Customer service training
- Demand chain
- Interactive voice response
- Live support software
- Privacy policy
- Professional services automation
- Public Services
- Sales
- Sales process engineering
- Sales territory
- Service climate
- Service system
- Social skills
- Support automation
- Technical support
- Help desk software

References

[edit]

1. [▲] Lucas, Robert (2015). *Customer Service Skills For Success*. New York: McGraw-Hill. ISBN 978-0-07-354546-2.
2. [▲] Buchanan, Leigh (1 March 2011). "A Customer Service Makeover". *Inc. magazine*. Retrieved 29 Oct 2012.
3. [▲] Teresa Swartz, Dawn Iacobucci. *Handbook of Services Marketing and Management*. Thousand Oaks, CA: Sage

4. ^ Adam, M., Wessel, M. & Benlian, A. AI-based chatbots in customer service and their effects on user compliance. *Electron Markets* 31, 427–445 (2021). doi:10.1007/s12525-020-00414-7
5. ^ **a b** Krishnan, C., Gupta, A., Gupta, A., Singh, G. (2022). Impact of Artificial Intelligence-Based Chatbots on Customer Engagement and Business Growth. In: Hong, TP., Serrano-Estrada, L., Saxena, A., Biswas, A. (eds) *Deep Learning for Social Media Data Analytics*. Studies in Big Data, vol 113. Springer, Cham. doi:10.1007/978-3-031-10869-3_11
6. ^ **a b** "AI-enabled customer service is now the quickest and most effective route for institutions to deliver personalized, proactive experiences that drive customer engagement". New York: McKinsey & Company. March 27, 2023.
7. ^ Brandon Turpin (August 2, 2023). "How chatbots can provide a better customer experience". IBM.
8. ^ Bordoloi, Sanjeev (2019). *Service Management Operations, Strategy, Information Technology*. New York: McGraw-Hill. ISBN 978-1-260-09242-4.
9. ^ **a b** businessdictionary.com > customer support Archived 2018-07-23 at the Wayback Machine Retrieved March 2011
10. ^ Crittenden, Victoria (2020-01-01). "Customer support services: more than administrative support – it has to be strategic!". *European Journal of Marketing*. **54** (7): 1807–1808. doi:10.1108/EJM-07-2020-972. ISSN 0309-0566. S2CID 225558345.
11. ^ "10 reasons why AI-powered, automated customer service is the future". *ibm.com*. 16 October 2017. Retrieved 2020-05-17.
12. ^ **a b c d** Kongthorn, Alisa; Sangkeettrakarn, Chatchawal; Kongyoung, Sarawoot; Haruechaiyasak, Choochart (2009). "Implementing an online help desk system based on conversational agent". *Bibliometrics Data in: Proceeding, MEDES '09 Proceedings of the International Conference on Management of Emergent Digital EcoSystems*. New York, NY, USA: ACM. ISBN 978-1-60558-829-2. doi:10.1145/1643823.1643908
13. ^ Goebel, Tobias. "Google Duplex's Conversational AI Shows a Path to Better Customer Service". *CMSWire.com*. Simpler Media Group. Retrieved 2 June 2018.

14. ▲ Tolentino, Jamie (20 April 2015). "Enhancing customer engagement with interactive voice response". *The Next Web*. Retrieved 2020-05-17.
15. ▲ Solomon, Micah (4 March 2010). "Seven Keys to Building Customer Loyalty--and Company Profits". *Fast Company*. Retrieved 29 Oct 2012.
16. ▲ Mandal, Pratap Chandra (2014). "Net promoter score: a conceptual analysis". *International Journal of Management Concepts and Philosophy*. **8** (4): 209. doi:10.1504/ijmcp.2014.066899. ISSN 1478-1484.
17. ▲ "Lunch Lesson Four - Customer service". *BBC News*. October 3, 2003. Retrieved October 27, 2008.

Further reading

[edit]

- Krishnan, C., Gupta, A., Gupta, A., Singh, G. (2022). Impact of Artificial Intelligence-Based Chatbots on Customer Engagement and Business Growth. In: Hong, TP., Serrano-Estrada, L., Saxena, A., Biswas, A. (eds) *Deep Learning for Social Media Data Analytics*. Studies in Big Data, vol 113. Springer, Cham. doi:10.1007/978-3-031-10869-3_11
- Adam, M., Wessel, M. & Benlian, A. AI-based chatbots in customer service and their effects on user compliance. *Electron Markets* 31, 427–445 (2021). doi:10.1007/s12525-020-00414-7
- Hardalov, M., Koychev, I., Nakov, P. (2018). Towards Automated Customer Support. In: Agre, G., van Genabith, J., Declerck, T. (eds) *Artificial Intelligence: Methodology, Systems, and Applications*. AIMS 2018. Lecture Notes in Computer Science(), vol 11089. Springer, Cham. doi:10.1007/978-3-319-99344-7_5
- Roberts, C. and Maier, T. (2024), "The evolution of service toward automated customer assistance: there is a difference", *International Journal of Contemporary Hospitality Management*, Vol. 36 No. 6, pp. 1914–1925. doi:10.1108/IJCHM-08-2022-1037

- Suendermann, D., Liscombe, J., Pieraccini, R., Evanini, K. (2010). "How am I Doing?": A New Framework to Effectively Measure the Performance of Automated Customer Care Contact Centers. In: Neustein, A. (eds) Advances in Speech Recognition. Springer, Boston, MA. doi:10.1007/978-1-4419-5951-5_7

Authority control databases Image not found or type unknown
Edit this at Wikidata

- Germany
- United States
- Japan
- Czech Republic
- Israel
- NARA

National

Other

About Overhead Door Company of Joliet

Photo

Image not found or type unknown

Photo

Image not found or type unknown

Photo

Image not found or type unknown

Photo

Image not found or type unknown

Photo

Image not found or type unknown

Things To Do in Will County

Photo

Illinois State Museum-Lockport Gallery

4.7 (105)

Photo

Image not found or type unknown

Isle A La Cache Museum Pavilion

5 (1)

Photo

Image not found or type unknown

Dellwood Park

4.7 (1975)

Photo

Joliet Iron Works Park

4.6 (148)

Photo

Image not found or type unknown

Lake Renwick Heron Rookery Nature Preserve

4.6 (87)

Photo

Image not found or type unknown

Gemini Giant

3.4 (26)

Photo

Route 66 Experience Sign

3.7 (3)

Driving Directions in Will County

Driving Directions From Golden Corral Buffet & Grill to Overhead Door Company of Joliet

Driving Directions From Honorable Edward A Burmila Jr to Overhead Door Company of Joliet

Driving Directions From First American Bank to Overhead Door Company of Joliet

Driving Directions From Clarion Hotel & Convention Center Joliet to Overhead Door Company of Joliet

Driving Directions From MainStay Suites Joliet I-80 to Overhead Door Company of Joliet

https://www.google.com/maps/dir/Joliet+West+High+School/Overhead+Door+88.1259821,14z/data=!3m1!4b1!4m14!4m13!1m5!1m1!1sChIJMQCe7QthDogRpEY4_88.1259821!2d41.5285745!1m5!1m1!1sChIJLWV_oV9hDogRGyjUaaoTEjk!2m2!1d-88.106331!2d41.5069115!3e0

https://www.google.com/maps/dir/Pep+Boys/Overhead+Door+Company+of+Joliet/88.127089,14z/data=!3m1!4b1!4m14!4m13!1m5!1m1!1sChIJDZbetnVhDogRcQM-kE2YvsQ!2m2!1d-88.127089!2d41.521285!1m5!1m1!1sChIJLWV_oV9hDogRGyjUaaoTEjk!2m2!1d-88.106331!2d41.5069115!3e2

https://www.google.com/maps/dir/Joliet/Overhead+Door+Company+of+Joliet/88.0817251,14z/data=!3m1!4b1!4m14!4m13!1m5!1m1!1sChIJfT027GtFDogRQsBro_88.0817251!2d41.525031!1m5!1m1!1sChIJLWV_oV9hDogRGyjUaaoTEjk!2m2!1d-88.106331!2d41.5069115!3e1

https://www.google.com/maps/dir/Will+County+Sheriff+Department/Overhead+Door+Company+of+Joliet/88.0822795,14z/data=!3m1!4b1!4m14!4m13!1m5!1m1!1sChIJ4ykaz7dmDogReYP688.0822795!2d41.5244193!1m5!1m1!1sChIJLWV_oV9hDogRGyjUaaoTEjk!2m2!1d-88.106331!2d41.5069115!3e3

https://www.google.com/maps/dir/Honorable+Edward+A+Burmila+Jr/Overhead+Door+Company+of+Joliet/88.0822783,14z/data=!3m1!4b1!4m14!4m13!1m5!1m1!1sChIJ4ykaz7dmDogRQ3QT88.0822783!2d41.5244092!1m5!1m1!1sChIJLWV_oV9hDogRGyjUaaoTEjk!2m2!1d-88.106331!2d41.5069115!3e0

https://www.google.com/maps/dir/Honorable+Robert+Brumund/Overhead+Door+Company+of+Joliet/88.0822783,14z/data=!3m1!4b1!4m14!4m13!1m5!1m1!1sChIJ4ykaz7dmDogRZvLfv88.0822783!2d41.5244092!1m5!1m1!1sChIJLWV_oV9hDogRGyjUaaoTEjk!2m2!1d-88.106331!2d41.5069115!3e2

Driving Directions From Will County Historical Museum and Research Center to Overhead Door Company of Joliet

Driving Directions From Joliet Area Historical Museum to Overhead Door Company of Joliet

Driving Directions From Dellwood Park to Overhead Door Company of Joliet

Driving Directions From Isle A La Cache Museum Pavilion to Overhead Door Company of Joliet

Driving Directions From Fox Museum to Overhead Door Company of Joliet

Driving Directions From Route 66 Park to Overhead Door Company of Joliet

Driving Directions From Pilcher Park Nature Center to Overhead Door Company of Joliet

https://www.google.com/maps/dir/Joliet+Iron+Works+Park/Overhead+Door+Company+of+Joliet/88.0800332,14z/data=!3m1!4b1!4m14!4m13!1m5!1m1!1sunknown!2m2!1d-88.0800332!2d41.5366495!1m5!1m1!1sChIJLWV_oV9hDogRGyjUaaoTEjk!2m2!1d-88.106331!2d41.5069115!3e0

https://www.google.com/maps/dir/Isle+A+La+Cache+Museum+Pavilion/Overhead+Door+Company+of+Joliet+IL+61731/88.0699946,14z/data=!3m1!4b1!4m14!4m13!1m5!1m1!1sunknown!2m2!1d-88.0699946!2d41.6396606!1m5!1m1!1sChIJLWV_oV9hDogRGyjUaaoTEjk!2m2!1d-88.106331!2d41.5069115!3e2

https://www.google.com/maps/dir/Gemini+Giant/Overhead+Door+Company+of+Joliet+IL+61731/88.1496993,14z/data=!3m1!4b1!4m14!4m13!1m5!1m1!1sunknown!2m2!1d-88.1496993!2d41.30606!1m5!1m1!1sChIJLWV_oV9hDogRGyjUaaoTEjk!2m2!1d-88.106331!2d41.5069115!3e1

https://www.google.com/maps/dir/Will+County+Historical+Museum+and+Research+Center/Overhead+Door+Company+of+Joliet+IL+61731/88.0573154,14z/data=!3m1!4b1!4m14!4m13!1m5!1m1!1sunknown!2m2!1d-88.0573154!2d41.5902137!1m5!1m1!1sChIJLWV_oV9hDogRGyjUaaoTEjk!2m2!1d-88.106331!2d41.5069115!3e3

https://www.google.com/maps/dir/Lake+Renwick+Heron+Rookery+Nature+Preserve/Overhead+Door+Company+of+Joliet+IL+61731/88.1808609,14z/data=!3m1!4b1!4m14!4m13!1m5!1m1!1sunknown!2m2!1d-88.1808609!2d41.594384!1m5!1m1!1sChIJLWV_oV9hDogRGyjUaaoTEjk!2m2!1d-88.106331!2d41.5069115!3e0

Reviews for Overhead Door Company of Joliet

Overhead Door Company of Joliet

Image not found or type unknown

Owen McCarthy

(5)

I called the office just by chance to see if there was an available opening for a service call to repair a busted spring. Unfortunately I didn't catch the name of the person who answered, but she couldn't have been more pleasant and polite. She was able to get a tech to my house in an hour. I believe the tech's name was Mike and he too was amazing. He quickly resolved my issue and even corrected a couple of things that he saw that weren't quite right. I would recommend to anyone and will definitely call on Middleton for any future needs. Thank you all for your great service.

Overhead Door Company of Joliet

Image not found or type unknown

Hector Melero

(5)

Had a really great experience with Middleton Overhead Doors. My door started to bow and after several attempts on me fixing it I just couldn't get it. I didn't want to pay on something I knew I could fix. Well, I gave up and they came out and made it look easy. I know what they are doing not to mention they called me before hand to confirm my appointment and they showed up at there scheduled appointment. I highly recommend Middleton Overhead Doors on any work that needs to be done

Overhead Door Company of Joliet

Image not found or type unknown

Jim Chuporak

(5)

Received a notice the morning of telling me when to expect the men to come and put the door in. he was on time, answered all my questions, worked diligently in the cold. And did an absolutely awesome job. Everything was cleaned up, hauled away from the old door. I am extremely happy with the service I received from the first phone call I made through having the door put in. My wife and I are very, very happy with the door.

Overhead Door Company of Joliet

Image not found or type unknown

Kelley Jansa

(5)

We used Middleton Door to upgrade our garage door. We had three different companies come out to quote the job and across the board Middleton was better. They were professional, had plenty of different options and priced appropriately. The door we ordered came with a small dent and they handled getting a new panel ordered and reinstalled very quickly.

Overhead Door Company of Joliet

Image not found or type unknown

Andrea Nitsche

(4)

Scheduling was easy, job was done quickly. Little disappointed that they gave me a quote over email (which they confirmed was for labor and materials), but when they finished it was just over \$30 more. Not a huge deal, but when I asked why, I was told they gave me an approx cost and it depends on what is needed. I get that in general, however, they installed the door and I gave them my address and pics of the existing prior to getting a quote. I feel like they could have been more upfront with pricing. And just a heads up, it was pricey... Had them change the weather stripping, from ringing my doorbell to pulling out my driveway when done was literally 20 mins, cost was just over \$260

Methods for Troubleshooting Connectivity Issues [View GBP](#)

Check our other pages :

- [Common Considerations for Matching Door Styles](#)
- [Evaluating Popular Configurations for Residential Use](#)
- [Approaches to Integrating Garage Door Style with Architecture](#)
- [Adjusting Remote Settings for Personalized Access](#)

- **Factors Affecting Long Term Satisfaction with Chosen Style**

Frequently Asked Questions

What could be causing my newly installed garage door not to connect to the remote control?

The issue might be due to dead batteries in the remote, interference from other devices, or improper programming between the remote and the garage door opener. Check and replace batteries if needed, eliminate sources of interference, and reprogram the remote following the manufacturer's instructions.

Why is my garage door opener not connecting to my home Wi-Fi network?

Ensure that your Wi-Fi signal is strong enough in the garage area. Make sure you are using a 2.4 GHz band if required by your device. Verify that you have entered the correct network credentials and try restarting both your router and garage door opener.

How can I troubleshoot a sensor connection problem with my garage door?

First, check that both sensors are properly aligned and unobstructed. Clean any debris or dirt off their lenses, as this can affect connectivity. Also, ensure all wires are securely connected without damage or corrosion.

My smart garage door app isn't responding; what should I do?

Try restarting your smartphone and ensuring it has internet access. Update both your phone's OS and the app itself if updates are available. Also, reset your smart hub if applicable and relaunch the app after these steps.

What should I check if my wired wall switch isn't working with my new garage door installation?

Confirm that there is power running to the switch by checking circuit breakers or fuses associated with it. Inspect all wiring connections for tightness and any visible signs of wear or damage. If necessary, consult an electrician for further inspection or repair.

Overhead Door Company of Joliet

Phone : +18157256077

City : Joliet

State : IL

Zip : 60436

Address : Unknown Address

Google Business Profile

Company Website : <https://overheaddoorjoliet.com/garage-door-repair-romeoville.aspx>

Sitemap

Privacy Policy

About Us