

- **News**
- **Exploring Differences Among Sectional and Roller Doors**  
**Exploring Differences Among Sectional and Roller Doors Distinguishing Features of Modern and Traditional Styles Characteristics of Carriage House Style Garage Doors Identifying Unique Aspects of Contemporary Designs Understanding Factors that Influence Style Selection Visual Aspects of Window Inserts in Door Designs Suitability of Certain Styles for Various Home Exteriors Evaluating Popular Configurations for Residential Use Common Considerations for Matching Door Styles Exploring Minimalist Influences in Garage Door Aesthetics Approaches to Integrating Garage Door Style with Architecture Factors Affecting Long Term Satisfaction with Chosen Style**
- **Key Functions of Smart Enabled Garage Door Openers**  
**Key Functions of Smart Enabled Garage Door Openers Connecting Garage Doors to Home Automation Systems Steps for Integrating Smartphone Access Controls Evaluating Compatibility with Wifi Enabled Devices Reviewing Basic Security Features in Smart Openers Adjusting Remote Settings for Personalized Access Understanding Software Updates for Connected Systems Options for Voice Controlled Garage Door Operation Methods for Troubleshooting Connectivity Issues Exploring Timers and Scheduling Functions Ensuring Privacy**

## and Data Security in Smart Door Systems Adapting Traditional Doors for Modern Automation

- **About Us**



and even home entryways. However, as we embrace this technological revolution, it is crucial to prioritize security features within these smart systems to ensure they do not become vulnerabilities.

The importance of security in smart openers cannot be overstated. Painting or refinishing garage doors can refresh their appearance **garage door repair companies** real property. These devices are often connected to a home's network and can be accessed remotely via apps or voice commands. This

connectivity, while advantageous for ease of use and management, also opens potential avenues for cyber threats if not properly secured. A compromised smart opener might allow unauthorized access to one's home or property, leading to theft or invasion of privacy.

One fundamental security feature is robust encryption protocols. Encryption ensures that any data transmitted between the user's device and the smart opener is secure from interception by malicious actors. AES (Advanced Encryption Standard) is a commonly recommended protocol due to its strength and reliability in protecting sensitive information.

Another critical aspect is authentication mechanisms. Strong authentication methods prevent unauthorized users from gaining control over the device. This could include multi-factor authentication (MFA), where access requires not just a password but also an additional form of verification like a fingerprint or a one-time code sent to a trusted device.

Additionally, regular software updates are essential for maintaining the integrity of security features in smart openers. Manufacturers should provide frequent updates that address newly discovered vulnerabilities and enhance existing protections against emerging threats.

Physical security should not be neglected either. Smart openers should incorporate tamper-resistant designs that deter physical manipulation or

bypassing attempts by intruders. Features such as automatic locking mechanisms when suspicious activity is detected can add another layer of protection.

Lastly, user education plays a pivotal role in securing smart openers. Consumers must understand how to configure their devices securely and recognize potential risks associated with default settings or weak passwords. Manufacturers can aid this process by providing comprehensive guides and resources on best practices for safeguarding their products.

In conclusion, as we continue to welcome smart technology into our homes with devices like smart openers, ensuring robust security measures becomes imperative. By prioritizing encryption protocols, authentication methods, regular software updates, physical deterrents, and user education, we can enjoy the conveniences offered by these innovations without compromising our safety and privacy. Security features are not merely optional enhancements; they are foundational components that uphold trust in our increasingly interconnected world.

# **Space Requirements and Installation Process:**

# Comparing the space needed for installation and operation of sectional versus roller doors, as well as ease of installation. —

- Design and Aesthetic Considerations: Exploring how sectional and roller doors differ in design, appearance, and suitability for different architectural styles.
- Space Requirements and Installation Process: Comparing the space needed for installation and operation of sectional versus roller doors, as well as ease of installation.
- Material Choices and Durability: Discussion on common materials used for each type of door, their durability, maintenance requirements, and impact on longevity.
- Insulation and Energy Efficiency: Evaluating the insulation properties of sectional and roller doors and how they affect energy efficiency in a home or commercial setting.
- Security Features: Analyzing the security features inherent to sectional versus roller doors, including locking mechanisms and resistance to forced

**entry.**

- **Cost Comparison: Breaking down the initial costs, long-term value, maintenance expenses, and potential return on investment for each door type.**

In today's technologically advanced world, the integration of smart technology into everyday items has become increasingly prevalent. One such item that has seen a significant transformation is the garage door opener, which now often comes equipped with smart features that offer convenience and enhanced control. However, with these advancements come new security threats that users must be aware of to protect their homes effectively.

Smart openers, like many IoT devices, are susceptible to a variety of security threats primarily due to their connectivity capabilities. One common threat is unauthorized access through weak authentication protocols. Many smart devices still rely on simple usernames and passwords for access control, making them vulnerable to brute force attacks or credential stuffing if users do not employ strong, unique passwords. It's imperative for users to enable multi-factor authentication where possible to add an extra layer of security.

Another prevalent issue is the lack of regular software updates. Manufacturers may release patches to fix vulnerabilities in their systems; however, if these updates are not automatically applied or if users neglect to install them manually, it leaves their devices exposed to exploitation by attackers who can exploit known vulnerabilities. Users should ensure that their smart openers have automatic update features enabled or regularly check for updates themselves.

Network security also plays a crucial role in safeguarding smart openers. Devices connected to unsecured Wi-Fi networks can be intercepted by hackers who may then gain control over them. Securing home networks with strong encryption methods such as WPA3 and changing default router settings can significantly mitigate this risk. Additionally, segmenting the network by placing IoT devices on a separate network from personal computers and smartphones can further reduce potential attack vectors.

Furthermore, data privacy concerns arise with the use of smart openers as they collect and transmit data about user habits and patterns. If not properly secured or anonymized, this information could be intercepted and misused by cybercriminals for various malicious purposes including surveillance or targeted attacks.

To address these threats effectively, reviewing basic security features becomes essential before investing in smart openers. Potential buyers should look for devices offering robust encryption standards for data transmission and storage, options for regular firmware updates directly from manufacturers, comprehensive logging capabilities for monitoring unauthorized access attempts, and clear privacy policies outlining how user data will be handled.

In conclusion, while smart openers provide considerable convenience and functionality enhancements over traditional mechanisms, they also introduce a set of unique security challenges that must not be overlooked. By understanding common security threats associated with these devices—such as weak authentication methods, insufficient software updates, inadequate network protection measures—and taking steps toward mitigating these risks through

informed purchasing decisions and proactive management practices at home; consumers can enjoy the benefits of modern technology without compromising on safety or privacy concerns.

## **Addressing repair needs for sectional versus roller garage doors**

When it comes to addressing repair needs for garage doors, homeowners often find themselves at a crossroads when deciding between sectional and roller door systems.. Both types have their unique characteristics and serve specific purposes, making the selection of professional services an essential step in ensuring efficient repairs. Sectional garage doors are composed of horizontal panels that are connected by hinges.



Posted by on 2025-01-01

## **Balancing aesthetics and functionality in garage door style repairs**

In the realm of garage door design and repair, the future is being shaped by an increasing emphasis on balancing aesthetics with functionality.. As homeowners seek to




enhance curb appeal while ensuring practicality, this dual focus is reshaping how we think about garage doors. Traditionally, garage doors were viewed primarily as utilitarian structures—meant to secure vehicles and storage items from external elements.



Posted by on 2025-01-01

## **Common repair issues with traditional garage door styles**

Garage doors, often overlooked yet crucial elements of our homes, serve not only as entry points but also as vital components of our property's aesthetic and security.. Traditional garage door styles, such as those made from wood or steel panels, are renowned for their classic appeal and robustness.



Posted by on 2025-01-01

# **Material Choices and Durability: Discussion on common materials used for each type of door, their durability, maintenance requirements, and impact on longevity.**

In today's technologically advanced world, smart openers have revolutionized the way we manage entry points to our homes and garages. These devices offer a seamless blend of convenience and innovation, allowing us to control access with a tap on our smartphones or through voice commands. However, with great convenience comes the responsibility of ensuring security. As we integrate smart

openers into our lives, it's crucial to understand the key security features that should be prioritized to protect our homes from unauthorized access.

First and foremost, encryption is an essential feature for any smart opener. This technology ensures that data transmitted between your device and the opener is securely protected from potential eavesdroppers. Advanced Encryption Standard (AES) is commonly used in many secure applications today and is highly recommended for smart openers as well. By encrypting communication channels, you safeguard against hackers intercepting signals and gaining unauthorized access.

Another critical security feature is two-factor authentication (2FA). This adds an extra layer of protection by requiring not just a password but also a secondary verification method—such as a code sent to your mobile device—before granting access. 2FA significantly reduces the risk of unauthorized individuals breaching your system, even if they somehow obtain your password.


Automatic updates are another vital aspect to consider when evaluating smart openers. Manufacturers should regularly provide software updates that address vulnerabilities and enhance functionality. Automatic updates ensure that your device remains protected against emerging threats without requiring manual intervention on your part.

User management capabilities are also important for maintaining control over who has access to your property. The ability to create multiple user profiles with varying levels of access allows you to manage permissions effectively. For instance, temporary codes can be issued for visitors or service personnel, ensuring they have access only when needed.

Furthermore, activity logs provide valuable insights into who accessed your property and when. A comprehensive log can help you track any suspicious activity or attempted breaches, giving you peace of mind about the security status of your home.

Finally, compatibility with secure home networks must not be overlooked. Ensuring that your smart opener can operate seamlessly within a robustly secured Wi-Fi network further fortifies its defense against cyber threats.

In conclusion, while smart openers offer unparalleled convenience in managing home entryways, it is imperative to prioritize security features such as encryption, two-factor authentication, automatic updates, user management capabilities, activity logging, and network compatibility. By doing so, homeowners can enjoy the benefits of modern technology without compromising their safety and privacy. As these devices become increasingly integrated into our daily lives, understanding and implementing robust security measures will remain paramount in safeguarding our homes against potential threats.





# **Insulation and Energy Efficiency: Evaluating the**

# **insulation properties of sectional and roller doors and how they affect energy efficiency in a home or commercial setting.**

In the contemporary landscape of home automation, integrating smart openers with home security systems has become a pivotal feature that enhances both convenience and safety. This integration is not simply about adding technological flair to our homes; it's about creating a seamless ecosystem where security features work harmoniously to provide peace of mind.

Smart openers, especially those for garage doors or entry gates, are often the first line of defense in modern homes. Traditionally considered weak spots due to their mechanical nature, they have now evolved into sophisticated devices equipped with advanced security features. When integrated with home security systems, these smart openers offer a robust shield against unauthorized access.



One of the basic yet powerful features of smart openers is remote access control. Through smartphone applications, homeowners can monitor and control their garage doors from anywhere in the world. This not only provides convenience but also adds a layer of security by allowing real-time alerts whenever the door is opened or left ajar. Such alerts can be crucial in preventing potential break-ins.

Moreover, many smart openers are now equipped with video surveillance capabilities. By integrating cameras directly into the opener system or interfacing with existing home security cameras, homeowners gain visual verification of who is accessing their property. This feature can deter would-be intruders and provide essential evidence should any incident occur.

Another significant aspect is user authentication. Modern smart openers support multi-factor authentication methods such as PIN codes or biometric recognition like fingerprint scanning. These layers ensure that even if a smartphone or remote device falls into the wrong hands, unauthorized access remains unlikely.

The integration extends beyond just controlling access points; it involves synchronizing with broader home alarm systems. For instance, if a garage door opens unexpectedly at odd hours, it could trigger an alarm or notify local authorities automatically. This synergy between devices forms an intelligent network that adapts and responds to potential threats dynamically.



It's also worth noting that these integrations promote energy efficiency and environmental consciousness by offering scheduling options and usage insights through connected apps. Homeowners can schedule times for doors to remain closed during peak hours or receive reminders if they forget to close them before leaving the house.

In conclusion, integrating smart openers with home security systems transforms them from mere entry points into integral components of a comprehensive home protection strategy. The blend of technology enhances basic security features—remote monitoring, user authentication, video surveillance—and molds them into a formidable defense mechanism against modern-day threats while offering unmatched convenience for daily life activities. As technology continues to advance, so too will these integrations evolve, promising even more innovative solutions for safeguarding our homes in the future.

# **Security Features: Analyzing the security features inherent to sectional versus**

# **roller doors, including locking mechanisms and resistance to forced entry.**

In today's rapidly advancing world, the traditional methods of securing our premises are constantly being supplemented, and at times replaced, by smart technology. One such innovation is the advent of smart openers, devices that offer enhanced convenience and security for accessing homes, garages, and other entry points. At the heart of these devices lies a crucial feature: User Access Control and Management. This feature plays a pivotal role in ensuring that only authorized individuals can gain access to your property while maintaining ease of use.

User Access Control and Management in smart openers involves the implementation of sophisticated systems that allow users to manage who can enter their property and when. Unlike traditional keys which can be easily lost or duplicated, smart openers often employ digital means—such as apps or cloud-based services—to grant access. This digital approach not only enhances security but also offers unparalleled flexibility.

One fundamental aspect of these systems is their ability to provide customizable access levels. Homeowners can assign different permissions to various users; for instance, family members might have unrestricted access while temporary codes could be issued to guests or service personnel for limited periods. This granular control ensures that access is always appropriate and monitored.

Moreover, many smart openers come equipped with logging features that record all entries and exits. This audit trail allows homeowners to review who accessed their property and at what time—providing an additional layer of security through accountability. If any unauthorized access attempts occur, users are typically notified immediately via alerts on their smartphones or other connected devices.

Another benefit of modern user access management systems is remote control capabilities. Using mobile applications linked to these devices, homeowners can lock or unlock doors from virtually anywhere in the world with an internet connection. This functionality proves invaluable for situations where one might forget to secure their home before leaving or needs to grant emergency access without physical presence.

Security in smart openers is further reinforced through robust authentication methods such as biometric scans (fingerprint recognition) or multi-factor authentication (MFA). These measures ensure that even if someone gains unauthorized possession of a smartphone linked to a smart opener system, gaining entry without proper credentials remains challenging.

However, with great power comes great responsibility; relying heavily on technology necessitates vigilance against cyber threats. It becomes imperative for users to maintain updated software on their devices and utilize strong passwords alongside enabling MFA wherever possible.

In conclusion, User Access Control and Management in smart openers signifies a paradigm shift towards more secure yet convenient ways of managing property accessibility. By leveraging digital solutions over traditional mechanical keys alone- and integrating advanced features like customizable permissions settings alongside real-time monitoring- these innovations represent significant strides forward within residential security landscapes today while continuing promising potentials tomorrow too!





**Cost Comparison: Breaking  
down the initial costs, long-**

# **term value, maintenance expenses, and potential return on investment for each door type.**

As we navigate the rapidly evolving landscape of smart home technology, security remains a paramount concern. Among the myriad of smart devices, smart openers—such as those used for garage doors or gates—are particularly susceptible to vulnerabilities due to their critical role in safeguarding our homes. A crucial aspect of maintaining the security integrity of these devices is regular maintenance and updates, which serve as fundamental pillars for enhanced security.

Smart openers are equipped with advanced features that allow for convenient access control through smartphones and other digital interfaces. While this connectivity offers unparalleled convenience, it also introduces potential risks if not properly managed. Regular maintenance is essential to ensure that all components of the smart opener function optimally. This includes checking



mechanical parts for wear and tear, ensuring sensors are clean and correctly aligned, and verifying that electrical connections are secure.

Beyond physical upkeep, software updates play an equally important role in securing smart openers. Manufacturers frequently release firmware updates that address newly discovered vulnerabilities or improve existing functionalities. These updates are vital because they patch security loopholes that could otherwise be exploited by malicious actors seeking unauthorized access to one's home. By regularly updating the device's firmware, homeowners can protect against cyber threats that evolve over time.

Moreover, routine software updates often introduce enhancements that bolster the overall performance and security features of smart openers. For instance, an update might include improvements in encryption protocols or the introduction of multi-factor authentication options, thereby adding additional layers of defense against unauthorized access attempts.

In addition to manufacturer-provided updates, users should also employ best practices such as changing default passwords upon installation and regularly updating them thereafter. Implementing strong, unique passwords can significantly reduce the risk of unauthorized access.

In conclusion, regular maintenance and timely software updates are indispensable components in fortifying the security framework of smart openers. As these devices become more integrated into our daily lives, ensuring their operational integrity is



not just about convenience but also about safeguarding our homes from potential threats. By committing to ongoing maintenance routines and embracing new software advancements as they become available, homeowners can enjoy both the conveniences offered by smart technology and peace of mind knowing their entryways remain secure from intrusions.

## **About HVAC**

Redirect to:

- Heating, ventilation, and air conditioning

**This page is a redirect. The following categories are used to track and monitor this redirect:**

- **From a page move:** This is a redirect from a page that has been moved (renamed). This page was kept as a redirect to avoid breaking links, both internal and external, that may have been made to the old page name.
- **From an acronym:** This is a redirect from an acronym to a related topic, such as the expansion of the acronym.
  - Remember that an acronym is a special type of initialism that can be spoken as a word, such as "NATO" or "radar" or "ANOVA".
  - Use R from initialism for abbreviations that have letters that are pronounced separately, such as "OAU" or "USSR" or "DoD".
- **From an alternative name:** This is a redirect from a title that is another name or identity such as an alter ego, a nickname, or a synonym of the target, or of a name associated with the target.
  - This redirect leads to the title in accordance with the naming conventions for common names to aid searches and writing. It is not necessary to replace these redirected links with a piped link.
  - If this redirect is an incorrect name for the target, then R from incorrect name should be used instead.
- **From a printworthy page title:** This is a redirect from a title that would be helpful in a printed or CD/DVD version of Wikipedia. See **Wikipedia:Printability** and **Version 1.0 Editorial Team** for more information.

*When appropriate, protection levels are automatically sensed, described and categorized.*


## About garage door opener

This article **needs additional citations for verification**. Please help improve this article by adding citations to reliable sources. Unsourced



material may be challenged and removed.

*Find sources:* "Garage door opener" – news • newspapers • books • scholar • JSTOR (April 2015) *(Learn how and when to remove this message)*



A residential garage door opener. The motor is in the box on the upper-right.

A **garage door opener** is a motorized device that opens and closes a garage door controlled by switches on the garage wall. Most also include a handheld radio remote control carried by the owner, which can be used to open and close the door from a short distance.

### The electric opener

[edit]

The electric overhead garage door opener was invented by C.G. Johnson in 1926 in Hartford City, Indiana.<sup>[1]</sup> Electric Garage Door openers did not become popular until Era Meter Company of Chicago offered one after World War II where the overhead garage door could be opened via a key pad located on a post at the end of the driveway or a switch inside the garage.<sup>[2]</sup>

As in an elevator, the electric motor does not provide most of the power to move a heavy garage door. Instead, most of door's weight is offset by the counterbalance springs attached to the door. (Even manually operated garage doors have counterbalances; otherwise, they would be too heavy for a person to open or close them.) In a typical design, torsion springs apply torque to a shaft, and that shaft applies a force to the garage door via steel counterbalance cables. The electric opener provides only a small amount of force to control how far the door opens and closes. In most cases, the garage door opener also holds the door closed in place of a lock.

The typical electric garage door opener consists of a power unit that contains the electric motor. The power unit attaches to a track. A trolley connected to an arm that attaches to the top of the garage door slides back and forth on the track, thus opening and closing the garage door. The trolley is pulled along the track by a chain, belt, or screw that turns when the motor is operated. A quick-release mechanism is attached to the trolley to allow the garage door to be disconnected from the opener for manual operation during a power failure or in case of emergency. Limit switches on the power unit control the distance the garage door opens and closes once the motor receives a signal from the remote control or wall push button to operate the door.<sup>[3]</sup>

The entire assembly hangs above the garage door. The power unit hangs from the ceiling and is located towards the rear of the garage. The end of the track on the opposite end of the power unit attaches to a header bracket that is attached to the header wall above the garage door. The powerhead is usually supported by punched angle iron.

Recently another type of opener, known as the jackshaft opener, has become more popular.<sup>[when?]</sup> This style of opener was used frequently on commercial

doors but in recent years has been adapted for residential use. This style of opener consists of a motor that attaches to the side of the torsion rod and moves the door up and down by simply spinning the rod. These openers need a few extra components to function safely for residential use. These include a cable tension monitor, to detect when a cable is broken, and a separate locking mechanism to lock the door when it is fully closed. These have the advantage that they free up ceiling space that an ordinary opener and rail would occupy. These also have the disadvantage that the door must have a torsion rod to attach the motor to.

## **Types**

[edit]

There are six types of garage door openers:

1. Chain drive openers. These have a chain (similar to a bicycle's) that connects the trolley to the motor.
2. Belt drive openers use a rubber belt in place of a chain.
3. Screw drive openers have a long screw inside the track. The trolley connects to this screw.
4. Direct drive openers have the motor installed inside the trolley and use a gear wheel to guide the trolley along a fixed chain.
5. Jackshaft openers mount on the wall at either end of the torsion bar.
6. Roller openers automate roller doors, which roll upward and coil around a drum above the garage entrance, maximizing space.

These openers typically feature two tines that slide into a drum wheel within the roller door mechanism, engaging to smoothly lift or lower the door.

## Remote control

[edit]

The first wireless garage door openers were invented and developed by two US inventors at the same time, one in Illinois and the other in Washington state, around 1930. They were unknown to each other.<sup>[4]</sup>

The first garage door opener remote controls were simple and consisted of a simple transmitter (the remote) and receiver which controlled the opener mechanism. The transmitter would transmit on a designated frequency; the receiver would listen for the radio signal, then open or close the garage, depending on the door position. The basic concept of this can be traced back to World War II. This type of system was used to detonate remote bombs. While novel at the time, the technology ran its course when garage door openers became popular. While the garage door remote control transmitter is low power and has limited range, its signal can be received by other, nearby, garage door openers. When two neighbors had garage door openers, then opening one garage door might open the neighbor's garage door as well.

The second stage of the wireless garage door opener system solved the opening-the-neighbor's-garage-door problem. The remote controls on these systems transmitted a digital code, and the receiver in the garage responded only to that code. The codes were typically set by eight to twelve DIP switches on the receiver and transmitter, so they allowed for  $2^8 = 256$  to  $2^{12} = 4,096$  different codes. As long as neighbors used different codes, they would not open each other's garage doors. The intent of these systems was to avoid interference with nearby garage doors; the systems were not designed with security in mind. Intruders were able to defeat the security of these systems

and gain entry to the garage and the house. The number of codes was small enough that even an unsophisticated intruder with a compatible remote control transmitter could just start transmitting all possible codes until he found one that opened the door. More sophisticated intruders could acquire a black box master key that automatically transmitted every possible code in a short time. An even more sophisticated method is known as a replay attack. The attacker would use a code grabber, which has a receiver that captures the remote's digital code and can retransmit that digital code at a later time. The attacker with a code grabber would wait nearby for the homeowner to use his remote, capture the code, and then replay the code to open the door when the homeowner was gone. Multicode openers became unpopular in areas where security was important, but due to their ease of programming, such openers are often used to operate such things as the gates in gated apartment complexes.

An intermediate stage of the garage door opener market eliminated the DIP switches and used remotes preprogrammed to one out of roughly 3.5 billion unique codes. The receiver would maintain a security list of remotes to which it would respond; the user could easily add the unique remote's code to the list by pressing a button on the garage door opener while activating the remote control. A large number of codes made the brute force try-all-possible-digital-codes attacks infeasible, but the systems were still vulnerable to code grabbers. For user convenience, these systems were also backward compatible with the older DIP switch remote codes, but adding an old technology remote to the security list made the garage door opener vulnerable to a brute force attack to find the DIP switch code. The larger code space approach was an improvement over the fixed DIP switch codes but was still vulnerable to the replay attack.

The third stage of garage door opener technology uses a frequency spectrum range between 300-400 MHz and rolling code (code hopping) technology to defeat code grabbers. In addition to transmitting a unique identifier for the remote control, a sequence number and an encrypted message are also sent. Although an intruder could still capture the code used to open a garage door, the sequence number immediately expires, so retransmitting the code later would not open the garage door. The encryption makes it extremely difficult for an intruder to forge a message with the next sequence number that would open the door. Some rolling code systems are more involved than others. Because there is a high probability that someone will push the remote's button while not in range and thus advance the sequence number, the receiver does not insist the sequence number increase by exactly one; it will accept a sequence number that falls within a narrow window or two successive sequence numbers in a much wider window. Rolling code technology is also used on car remote controls and with some internet protocols for secure sites.

The fourth stage of garage door opener systems is similar to third stage, but it is limited to the 315 MHz frequency. The 315 MHz frequency range avoids interference from the land mobile radio system (LMRS) used by the U.S. military.

The following standards are used by units manufactured by Chamberlain (including LiftMaster and Craftsman):

<b>Dates</b>	<b>System</b>	<b>Color of programming button and LED on unit</b>	<b>Color of LED on remote*</b>
1984-1993	8-12 DIP switch on 300-400 MHz	white, gray, or yellow button with red LED	red



1993–1997	Billion Code on 390 MHz	green button with green or red LED	green
1997–2005	Security+ (rolling code) on 390 MHz	orange or red button with amber LED	amber or none
2005–present	Security+ (rolling code) on 315 MHz	purple button with amber LED	none
2011–present	Security+ 2.0 (rolling code) on 310, 315, and 390 MHz	yellow button with amber LED and yellow antenna wires	red or blue

\* *Does not apply to keyless entry keypads or universal remotes.*

Recent Chamberlain garage door openers that have Security+ 2.0 features also use a special serial protocol on wired connections rather than a simple switch closure.<sup>[5]</sup>


The following standards are used by units manufactured by Overhead Door Corporation and its subsidiary The Genie Company<sup>ⓧ</sup>:

<b>Dates</b>	<b>System</b>
1985–1995	9–12 DIP switch on 360, 380, or 390 MHz <sup>[6]</sup> <sup>[7]</sup>
1995–2005	Intellicode/CodeDodger (rolling code) on 390 MHz
2005–present	Intellicode/CodeDodger (rolling code) on 315 MHz
2011–present	Intellicode 2/CodeDodger 2 (rolling code) on 315 and 390 MHz

<sup>ⓧ</sup>*Note: There are no standard color codes for the learn button or LED on units manufactured by Overhead Door or Genie. All accessories made for later versions of Genie Intellicode and Overhead Door CodeDodger are backward compatible with previous generations of Intellicode and CodeDodger.*

## Cloning garage door opener remotes

[edit]



A typical photo of both the outer case and inner circuit of a garage door opener remote control.

Many garage door opener remote controls use fixed-code encoding which use DIP switches or soldering to do the address pins coding process, and they usually use pt2262/pt2272 or compatible ICs. For these fixed-code garage door opener remotes, one can easily clone the existing remote using a self-learning remote control duplicator (copy remote) which can make a copy of the remote using face-to-face copying.

### Additional features

[edit]

Additional features that have been added over the years have included:

- Automatic courtesy lights that turn on when the door opens (or via motion sensors) and automatically turn off after a preset delay


- A remote lockout feature, which turns off the radio receiver while one is on vacation or away for an extended time.
- The availability of accessories has increased, including such features as wireless keypads, key chain remotes, and solenoid-operated deadbolts to lock the door itself.
- Automatic door closing feature, which after a fixed time by the owner, closes the garage door to prevent theft.

More sophisticated features are also available, such as an integrated carbon monoxide sensor to open the door in case of the garage being flooded with exhaust fumes. Other systems allow door activation over the Internet to allow home owners to open their garage door from their office for deliveries.

Another recent innovation in the garage door opener is a fingerprint-based wireless keypad. This unit attaches to the outside of the garage door on the jamb and allows users to open and close their doors with the press of a finger, rather than creating a personal identification number (PIN). This is especially helpful for families with children who may forget a code and are latchkey kids.

## **Safety**

[edit]



Electric eye for safety

The garage door is generally the largest moving object in a home. An improperly adjusted garage door opener can exert strong and deadly forces and might not reverse the garage door in an emergency. The manufacturer's instructions provide guidance to the user on the proper adjustment and maintenance of the opener.

Garage door openers manufactured and installed in the United States since 1982 are required to provide a quick-release mechanism on the trolley that allows for the garage door to be disconnected from the garage door opener in the event of entrapment.<sup>[8]</sup> Garage door openers manufactured since 1991 are also required to reverse the garage door if it strikes a solid object.<sup>[9]</sup><sup>[10]</sup>

In the United States, the Consumer Product Safety Improvement Act of 1990 required that automatic residential garage door operators manufactured on or after 1 January 1991 conform to the entrapment protection requirements of the 1988 version of ANSI/UL standard 325.<sup>[11]</sup> A requirement for redundant entrapment-prevention devices was added in 1993; such a system can use an electric eye, a door edge sensor, or any other device that provides equivalent protection by reversing the travel of the closing door if an object is detected in its path.<sup>[12]</sup><sup>[13]</sup>

## **California Senate Bill No. 969**

[edit]

In California, Senate Bill No. 969 requires that any automatic residential garage door opener that is manufactured for sale, sold, offered for sale, or installed in a residence to have a battery backup function that is designed to

operate when activated because of an electrical outage.<sup>[14]</sup> The bill went into effect on July 1, 2019. Under the bill, any automatic garage door opener that is in violation is subject to a civil penalty of \$1000.

The bill was passed by Gov. Jerry Brown on Sept. 21, 2018, in response to the 2017 California Wildfires in which at least 5 individuals lost their lives because they could not open their garage door when the power went out.<sup>[15]</sup>

The Door and Access Systems Manufacturers Association International opposed the bill arguing that garage door openers with backup batteries require regular maintenance and that the bill should be amended to make this clear. In addition, they said that "garage door openers with backup batteries are not designed to serve as life safety devices, and should not be relied upon to prove a means of egress from a garage during an electrical outage."<sup>[16]</sup>

The bill passed, despite most garage doors having a release pull cord.

## References

[edit]

1. <sup>^</sup> Robert J Girod (2014). "Garage Door Openers - High-tech Burglary". *Advanced Criminal Investigations and Intelligence Operations: Tradecraft Methods, Practices, Tactics, and Techniques*. Taylor and Francis. p. 90. ISBN 9781482230741.
2. <sup>^</sup> "Aids To Modern Living - Garage Doors". *Popular Science*: 137. December 1946.
3. <sup>^</sup> Castro, Diane. "The Complete Garage Door System". Regency Conference Center. Retrieved 10 March 2020.
4. <sup>^</sup> "Widely Separated Inventors Invent Garage Door Openers By Radio Impulses". *Popular Science*: 32. February 1931.
5. <sup>^</sup> "Will my older accessories work with the new line of Security+ 2.0 garage door openers?". *alldaygaragerepair.com*. Retrieved 2017-06-23.

6. <sup>^</sup> *Willmes, Dave. "My Overhead Door Opener Doesn't Work with this Universal Remote". [www.overheaddooronline.com](http://www.overheaddooronline.com). Retrieved 20 October 2016.*
7. <sup>^</sup> *"FCC ID BSH8YN106546 by Overhead Door Corporation". [FCCID.io](http://FCCID.io). Retrieved 20 October 2016.*
8. <sup>^</sup> *"Falling Garage Doors — A Crushing Concern". [Garage Door Child Safety](#).*
9. <sup>^</sup> *"Non Reversing Garage Door Openers a Hazard" (PDF). [U.S. Consumer Product Safety Commission](#).*
10. <sup>^</sup> *"Garage Door System Safety Guidelines". [Door & Access Systems Manufacturers Association International](#). Archived from the original on 2008-12-23.*
11. <sup>^</sup> [Garage Door Operators • CPSC](#)
12. <sup>^</sup> [Non-Reversing Automatic Garage Door Openers Are a Hazard • CPSC](#)
13. <sup>^</sup> [16CFR1211](#)
14. <sup>^</sup> *"Bill Text - SB-969 Automatic garage door openers: backup batteries". [leginfo.legislature.ca.gov](http://leginfo.legislature.ca.gov). [California Legislative Information](#). Retrieved 6 September 2019.*
15. <sup>^</sup> *"New California Law Could Cost You \$1000 in Fines". [Clark's Garage Door](#). 4 September 2019. Retrieved 6 September 2019.*
16. <sup>^</sup> *"California Mandates Battery Backup With All GDOS - Experts Cite Problems With The Legislation" (PDF). [dasma.com](http://dasma.com). [DASMA](#). Retrieved 6 September 2019.*

## External links

[edit]

- [Official FCC notification on garage opener frequencies \(PDF\)](#)
- [Garage Door Opener Safety Tips \(Washington Post\)](#)
- [Safety Commission Rules For Automatic Garage Door Openers – U.S. Consumer Product Safety Commission. CPSC, 1992](#)

## About Overhead Door Company of Joliet

## Photo

Image not found or type unknown

## Photo

Image not found or type unknown

## Photo

Image not found or type unknown

## Photo

Image not found or type unknown

## Photo

Image not found or type unknown

## Photo

Image not found or type unknown

## Things To Do in Will County

---

### Photo

Image not found or type unknown

### Illinois State Museum-Lockport Gallery

4.7 (105)

### Photo

## **Joliet Iron Works Park**

**4.6 (148)**

**Photo**

Image not found or type unknown

## **Gemini Giant**

**3.4 (26)**

**Photo**

Image not found or type unknown

## **Dellwood Park**

**4.7 (1975)**

**Photo**



## **Des Plaines River viewing point**

**5 (1)**

**Photo**

Image not found or type unknown

## **Route 66 Park**

**4.3 (435)**

**Photo**

Image not found or type unknown

## **Will County Historical Museum and Research Center**

**4.6 (23)**

## Driving Directions in Will County

---

**Driving Directions From MainStay Suites Joliet I-80 to Overhead Door Company of Joliet**

**Driving Directions From Will County Law Library to Overhead Door Company of Joliet**

**Driving Directions From Dollar General to Overhead Door Company of Joliet**

**Driving Directions From Red Roof Inn Chicago - Joliet to Overhead Door Company of Joliet**

**Driving Directions From Will County Sheriff Department to Overhead Door Company of Joliet**

**Driving Directions From Chillin' Products to Overhead Door Company of Joliet**

[https://www.google.com/maps/dir/Honorable+Bennett+Braun/Overhead+Door+Company+of+Joliet,+IL+61731/88.0822783,14z/data=!3m1!4b1!4m14!4m13!1m5!1m1!1sChIJ4ykaz7dmDogRD02Z88.0822783!2d41.5244092!1m5!1m1!1sChIJLWV\\_oV9hDogRGyjUaaoTEjk!2m2!1d-88.106331!2d41.5069115!3e0](https://www.google.com/maps/dir/Honorable+Bennett+Braun/Overhead+Door+Company+of+Joliet,+IL+61731/88.0822783,14z/data=!3m1!4b1!4m14!4m13!1m5!1m1!1sChIJ4ykaz7dmDogRD02Z88.0822783!2d41.5244092!1m5!1m1!1sChIJLWV_oV9hDogRGyjUaaoTEjk!2m2!1d-88.106331!2d41.5069115!3e0)

<https://www.google.com/maps/dir/MainStay+Suites+Joliet+I-80/Overhead+Door+Company+of+Joliet/@41.519399,-88.106331,14z>

88.126183,14z/data=!3m1!4b1!4m14!4m13!1m5!1m1!1sChIJL5w\_8HZhDogRRDwfqs  
88.126183!2d41.519399!1m5!1m1!1sChIJLWV\_oV9hDogRGyjUaaoTEjk!2m2!1d-  
88.106331!2d41.5069115!3e2

<https://www.google.com/maps/dir/First+American+Bank/Overhead+Door+Company+of+Joliet>  
88.1263608,14z/data=!3m1!4b1!4m14!4m13!1m5!1m1!1sChIJnV0USXRhDogRS4CL  
88.1263608!2d41.5223227!1m5!1m1!1sChIJLWV\_oV9hDogRGyjUaaoTEjk!2m2!1d-  
88.106331!2d41.5069115!3e1

<https://www.google.com/maps/dir/Joliet/Overhead+Door+Company+of+Joliet>  
88.0817251,14z/data=!3m1!4b1!4m14!4m13!1m5!1m1!1sChIJfT027GtFDogRQsBro\_  
88.0817251!2d41.525031!1m5!1m1!1sChIJLWV\_oV9hDogRGyjUaaoTEjk!2m2!1d-  
88.106331!2d41.5069115!3e3

<https://www.google.com/maps/dir/Al%27s+Steak+House+Restaurant/Overhead+Door+Company+of+Joliet>  
88.1306966,14z/data=!3m1!4b1!4m14!4m13!1m5!1m1!1sChIJmbH\_IJ5hDogR7vD5  
88.1306966!2d41.5218385!1m5!1m1!1sChIJLWV\_oV9hDogRGyjUaaoTEjk!2m2!1d-  
88.106331!2d41.5069115!3e0

<https://www.google.com/maps/dir/Joliet+West+High+School/Overhead+Door+Company+of+Joliet>  
88.1259821,14z/data=!3m1!4b1!4m14!4m13!1m5!1m1!1sChIJMQCe7QthDogRpEY4\_  
88.1259821!2d41.5285745!1m5!1m1!1sChIJLWV\_oV9hDogRGyjUaaoTEjk!2m2!1d-  
88.106331!2d41.5069115!3e2

**Driving Directions From Joliet Iron Works Park to Overhead Door Company of Joliet**

**Driving Directions From Route 66 Experience Sign to Overhead Door Company of Joliet**

**Driving Directions From Des Plaines River viewing point to Overhead Door Company of Joliet**

**Driving Directions From Joliet Area Historical Museum to Overhead Door Company of Joliet**

**Driving Directions From Lockport Prairie Nature Preserve to Overhead Door Company of Joliet**

**Driving Directions From Blues Brothers Copmobile to Overhead Door Company of Joliet**

**Driving Directions From Des Plaines River viewing point to Overhead Door Company of Joliet**

**[https://www.google.com/maps/dir/Knoch+Knolls+Nature+Center/Overhead+Door+Joliet,+IL/88.1412172,14z/data=!3m1!4b1!4m14!4m13!1m5!1m1!1sunknown!2m2!1d-88.1412172!2d41.7141117!1m5!1m1!1sChIJLWV\\_oV9hDogRGyjUaaoTEjk!2m2!1d-88.106331!2d41.5069115!3e0](https://www.google.com/maps/dir/Knoch+Knolls+Nature+Center/Overhead+Door+Joliet,+IL/88.1412172,14z/data=!3m1!4b1!4m14!4m13!1m5!1m1!1sunknown!2m2!1d-88.1412172!2d41.7141117!1m5!1m1!1sChIJLWV_oV9hDogRGyjUaaoTEjk!2m2!1d-88.106331!2d41.5069115!3e0)**

[https://www.google.com/maps/dir/Lockport+Prairie+Nature+Preserve/Overhead+Door+Company+Joliet+IL+61731/88.0766404,14z/data=!3m1!4b1!4m14!4m13!1m5!1m1!1sunknown!2m2!1d-88.0766404!2d41.5839035!1m5!1m1!1sChIJLWV\\_oV9hDogRGyjUaaoTEjk!2m2!1d-88.106331!2d41.5069115!3e2](https://www.google.com/maps/dir/Lockport+Prairie+Nature+Preserve/Overhead+Door+Company+Joliet+IL+61731/88.0766404,14z/data=!3m1!4b1!4m14!4m13!1m5!1m1!1sunknown!2m2!1d-88.0766404!2d41.5839035!1m5!1m1!1sChIJLWV_oV9hDogRGyjUaaoTEjk!2m2!1d-88.106331!2d41.5069115!3e2)

[https://www.google.com/maps/dir/Knoch+Knolls+Nature+Center/Overhead+Door+Company+Joliet+IL+61731/88.1412172,14z/data=!3m1!4b1!4m14!4m13!1m5!1m1!1sunknown!2m2!1d-88.1412172!2d41.7141117!1m5!1m1!1sChIJLWV\\_oV9hDogRGyjUaaoTEjk!2m2!1d-88.106331!2d41.5069115!3e1](https://www.google.com/maps/dir/Knoch+Knolls+Nature+Center/Overhead+Door+Company+Joliet+IL+61731/88.1412172,14z/data=!3m1!4b1!4m14!4m13!1m5!1m1!1sunknown!2m2!1d-88.1412172!2d41.7141117!1m5!1m1!1sChIJLWV_oV9hDogRGyjUaaoTEjk!2m2!1d-88.106331!2d41.5069115!3e1)

## Reviews for Overhead Door Company of Joliet

---

### Overhead Door Company of Joliet

Image not found or type unknown

Jim Chuporak

**(5)**

Received a notice the morning of telling me when to expect the men to come and put the door in. he was on time, answered all my questions, worked diligently in the cold. And did an absolutely awesome job. Everything was cleaned up, hauled away from the old door. I am extremely happy with the service I received from the first phone call I made through having the door put in. My wife and I are very, very happy with the door.

### Overhead Door Company of Joliet

Image not found or type unknown

Kelley Jansa

**(5)**

We used Middleton Door to upgrade our garage door. We had three different companies come out to quote the job and across the board Middleton was better. They were professional, had plenty of different options and priced appropriately. The door we ordered came with a small dent and they handled getting a new panel ordered and reinstalled very quickly.

## **Overhead Door Company of Joliet**

Image not found or type unknown

Andrea Nitsche

**(4)**

Scheduling was easy, job was done quickly. Little disappointed that they gave me a quote over email (which they confirmed was for labor and materials), but when they finished it was just over \$30 more. Not a huge deal, but when I asked why, I was told they gave me an approx cost and it depends on what is needed. I get that in general, however, they installed the door and I gave them my address and pics of the existing prior to getting a quote. I feel like they could have been more upfront with pricing. And just a heads up, it was pricey... Had them change the weather stripping, from ringing my doorbell to pulling out my driveway when done was literally 20 mins, cost was just over \$260

## **Overhead Door Company of Joliet**

Image not found or type unknown

Hector Melero

**(5)**

Had a really great experience with Middleton Overhead Doors. My door started to bow and after several attempts on me fixing it I just couldn't get it. I didn't want to pay on something I knew I could fix. Well, I gave up and they came out and made it look easy. I know what they are doing not to mention they called me before hand to confirm my appointment and they showed up at there scheduled appointment. I highly recommend Middleton Overhead Doors on any work that needs to be done

## **Overhead Door Company of Joliet**

Image not found or type unknown

Owen McCarthy

**(5)**

I called the office just by chance to see if there was an available opening for a service call to repair a busted spring. Unfortunately I didn't catch the name of the person who answered, but she couldn't have been more pleasant and polite. She was able to get a tech to my house in an hour. I believe the tech's name was Mike and he too was amazing. He quickly resolved my issue and even corrected a couple of things that he saw that weren't quite right. I would recommend to anyone and will definitely call on Middleton for any future needs. Thank you all for your great service.

Reviewing Basic Security Features in Smart Openers [View GBP](#)

## Frequently Asked Questions

**What are the essential security features to look for in smart garage door openers?**

Key security features include rolling code technology, encryption protocols, automatic locking mechanisms, activity logs, and remote access control.

**How does rolling code technology enhance the security of a smart garage door opener?**

Rolling code technology changes the access code each time the remote is used, preventing code capture by potential intruders.

### **Why is encryption important in smart garage door openers?**

Encryption secures data transmitted between your smartphone or remote and the opener, protecting against hacking attempts and unauthorized access.

### **Can smart garage door openers alert me to unauthorized attempts or breaches?**

Yes, many models offer real-time notifications and activity logs that inform you of any unauthorized attempts to operate or tamper with the garage door.

### **How do I ensure my smart garage door opener remains secure over time?**

Regularly update firmware, use strong passwords for connected apps, enable two-factor authentication if available, and periodically review access logs.

Overhead Door Company of Joliet

Phone : +18157256077



City : Joliet

State : IL

Zip : 60436

Address : Unknown Address

## **Google Business Profile**

Company Website : **<https://overheaddoorjoliet.com/garage-door-repair-romeoville.aspx>**

## **Sitemap**

## **Privacy Policy**

## **About Us**