



- **News**

- **Exploring Differences Among Sectional and Roller Doors**

**Exploring Differences Among Sectional and Roller Doors Distinguishing Features of Modern and Traditional Styles Characteristics of Carriage House Style Garage Doors Identifying Unique Aspects of Contemporary Designs Understanding Factors that Influence Style Selection Visual Aspects of Window Inserts in Door Designs Suitability of Certain Styles for Various Home Exteriors Evaluating Popular Configurations for Residential Use Common Considerations for Matching Door Styles Exploring Minimalist Influences in Garage Door Aesthetics Approaches to Integrating Garage Door Style with Architecture Factors Affecting Long Term Satisfaction with Chosen Style**

- **Key Functions of Smart Enabled Garage Door Openers**

**Key Functions of Smart Enabled Garage Door Openers Connecting Garage Doors to Home Automation Systems Steps for Integrating Smartphone Access Controls Evaluating Compatibility with Wifi Enabled Devices Reviewing Basic Security Features in Smart Openers Adjusting Remote Settings for Personalized Access Understanding Software Updates for Connected Systems Options for Voice Controlled Garage Door Operation Methods for Troubleshooting Connectivity**

## Issues Exploring Timers and Scheduling Functions Ensuring Privacy and Data Security in Smart Door Systems Adapting Traditional Doors for Modern Automation

- **About Us**



systems into everyday appliances has become increasingly common. One such appliance that has seen significant advancements is the garage door system. Modern garage door installations often come equipped with smart technology, allowing homeowners to control and monitor their doors remotely through smartphones or home automation systems. At the heart of these connected systems lies a crucial component: software updates.

Fiberglass garage doors resist corrosion and provide long-term durability

## **garage door opener repair** motor car.

The importance of software updates for garage door installations cannot be understated. These updates serve as the backbone for maintaining security, enhancing functionality, and ensuring compatibility within the ever-expanding ecosystem of connected devices.

Firstly, security is paramount when it comes to any connected system, and garage doors are no exception. These portals provide direct access to our homes and thus need robust protection against cyber threats. Software updates play a critical role in fortifying this defense by patching vulnerabilities that could be exploited by malicious actors. As cyber attacks become more sophisticated, manufacturers continuously develop new security protocols to safeguard your home. Regularly updating your garage door's software ensures that you have the latest defenses in place against unauthorized access.

Beyond security, software updates also bring enhancements in functionality that improve user experience and convenience. Manufacturers strive to innovate constantly by introducing features that make interacting with your smart garage door smoother and more intuitive. Whether it's integrating voice commands through virtual assistants like Alexa or Google Assistant or refining motion detection algorithms for better performance, these improvements are often delivered through software updates. By keeping your system updated, you can take full advantage of these advancements without needing additional hardware upgrades.

Furthermore, as technology progresses and new devices enter the market, maintaining compatibility across different platforms becomes essential for seamless operation. Software updates ensure that your garage door system remains compatible with other components of your smart home ecosystem. This might include harmonizing operations with newer smartphones or integrating smoothly with updated versions of home automation hubs like SmartThings or Apple HomeKit.

In summary, understanding the importance of software updates for connected systems like modern garage doors is crucial in harnessing their full potential while safeguarding against risks. Regular updates not only protect against security threats but also enhance functionalities and ensure compatibility within an interconnected world. As we move towards an increasingly digital future where connectivity defines our living spaces, staying informed about and diligent with software updates will remain vital for maximizing both safety and convenience in our homes.

# **Space Requirements and Installation Process: Comparing the space**

# **needed for installation and operation of sectional versus roller doors, as well as ease of installation. —**

- Design and Aesthetic Considerations: Exploring how sectional and roller doors differ in design, appearance, and suitability for different architectural styles.
- Space Requirements and Installation Process: Comparing the space needed for installation and operation of sectional versus roller doors, as well as ease of installation.
- Material Choices and Durability: Discussion on common materials used for each type of door, their durability, maintenance requirements, and impact on longevity.
- Insulation and Energy Efficiency: Evaluating the insulation properties of sectional and roller doors and how they affect energy efficiency in a home or commercial setting.
- Security Features: Analyzing the security features inherent to sectional versus roller doors, including locking mechanisms and resistance to forced entry.
- Cost Comparison: Breaking down the initial costs, long-term value, maintenance expenses, and potential return on investment for each door

## **type.**

In today's rapidly evolving technological landscape, the concept of a smart home has become more than just a futuristic dream; it is now an integral part of modern living. Among the various components that can be integrated into a smart home, the garage door system stands out as a significant element. A smart garage door system not only enhances convenience but also adds an extra layer of security to your home. However, like any connected system, it requires regular software updates to maintain its functionality and security. Understanding these updates and their role in the key components of a smart garage door system is essential for any homeowner looking to keep their technology up-to-date and secure.

At its core, a smart garage door system comprises several key components: the motorized opener, sensors, connectivity modules, and the control interface or app. Each of these elements plays a vital role in ensuring that the system functions seamlessly. The motorized opener is responsible for physically opening and closing the door. Sensors are crucial for detecting obstacles or checking whether the door is open or closed. Connectivity modules enable communication between the garage door and other devices or networks, often via Wi-Fi or Bluetooth. Lastly, the control interface—usually accessible through a smartphone app—allows users to operate the garage door remotely.

Software updates are critical to maintaining each component's optimal performance within this interconnected framework. These updates can address security vulnerabilities by patching flaws that hackers might exploit to gain unauthorized access to your network or even your home itself. Regular updates

ensure that new features can be added over time without requiring hardware changes, thus extending the life and functionality of your existing devices.

Moreover, software updates often include enhancements that improve compatibility with other smart home systems or third-party applications. This interoperability is increasingly important as homeowners continue to expand their network of connected devices—from thermostats and lighting systems to security cameras and voice-activated assistants. A well-updated smart garage door can communicate effectively with these devices, creating a cohesive ecosystem that enhances overall efficiency and convenience.

Another essential aspect of understanding software updates for connected systems like smart garage doors is user experience improvement. Developers frequently release updates designed to streamline operations, fix bugs that may cause glitches or crashes in apps or interfaces, and refine user interfaces for greater intuitiveness and ease-of-use.

For homeowners who might be hesitant about regularly updating their systems due to fears about complexity or potential disruptions in service during installation periods—it's worth noting that manufacturers often take great care in testing these updates thoroughly before release. Additionally, they usually provide step-by-step instructions along with customer support options should any issues arise during implementation.

In conclusion, while setting up a smart garage door system offers numerous advantages regarding convenience and safety—it's equally important not only initially installing such systems but also keeping them updated throughout their lifespan by understanding how critical routine software maintenance truly is! With each update comes improvements not only towards operational efficiency but also increased protection against cybersecurity threats alongside enhanced capabilities integrating further within broader IoT ecosystems already present inside many homes today! By prioritizing regular check-ups on firmware versions installed across all aspects related directly back towards controlling access points surrounding properties alike—we ensure continued peace-of-mind knowing everything remains secure whilst maximizing utility provided from invested technologies themselves!

## **Addressing repair needs for sectional versus roller garage doors**

When it comes to addressing repair needs for garage doors, homeowners often find themselves at a crossroads when deciding between sectional and roller door systems.. Both types have their unique characteristics and serve specific purposes, making the selection of professional services an essential step in ensuring efficient repairs. Sectional garage doors are composed of horizontal panels that are connected by hinges.



Posted by on 2025-01-01



## **Balancing aesthetics and functionality in garage door style repairs**

In the realm of garage door design and repair, the future is being shaped by an increasing emphasis on balancing aesthetics with functionality.. As homeowners seek to enhance curb appeal while ensuring practicality, this dual focus is reshaping how we think about garage doors. Traditionally, garage doors were viewed primarily as utilitarian structures—meant to secure vehicles and storage items from external elements.



Posted by on 2025-01-01

# **Material Choices and Durability: Discussion on common materials used for**

# **each type of door, their durability, maintenance requirements, and impact on longevity.**

In the rapidly evolving landscape of connected systems, software updates play a crucial role in maintaining security, functionality, and user satisfaction. However, implementing these updates is not without its challenges. Understanding these common challenges is essential for organizations seeking to ensure their systems remain reliable and secure.

One of the foremost challenges in implementing software updates for connected systems is ensuring compatibility across diverse hardware platforms and operating environments. Connected systems often encompass a wide array of devices, each with its own specifications and constraints. This diversity can lead to issues where an update that works seamlessly on one device causes failures or degraded performance on another. Developers must rigorously test updates across multiple platforms to minimize such risks, but this process can be time-consuming and resource-intensive.

Another significant challenge is managing downtime during the update process. For many connected systems, particularly those used in critical applications like healthcare or industrial control systems, even brief periods of downtime can have severe consequences. Organizations must carefully plan updates to minimize disruption, which often involves scheduling them during low-usage periods or incorporating mechanisms for seamless rollbacks if issues arise post-update.

Security is also a critical concern when implementing software updates. Updates are often deployed to patch vulnerabilities; however, they also introduce new potential points of entry for cyber threats if not handled properly. Ensuring that update mechanisms are secure—by using encryption and authentication protocols—is vital to prevent malicious actors from exploiting the update process itself.

User resistance can present another hurdle in the effective implementation of software updates. Users may be wary of changes that could alter familiar interfaces or workflows, leading them to delay or avoid installing updates altogether. To combat this reluctance, developers should focus on clear communication about the benefits and necessity of each update while minimizing disruptions through intuitive design choices.

Bandwidth limitations pose yet another challenge in deploying software updates for connected systems spread over large geographical areas or in regions with limited internet connectivity. These constraints necessitate efficient delivery methods such as incremental updates rather than complete system overhauls.

Finally, there's the overarching challenge of maintaining comprehensive documentation throughout the update lifecycle—from planning and development through deployment and post-update support—to ensure that any issues can be quickly identified and resolved.

In conclusion, while software updates are indispensable for sustaining modern connected systems' functionality and security, they present several common challenges that require careful navigation. By understanding these obstacles—ranging from compatibility issues to security concerns—organizations can better strategize their approach to implementing effective software updates that enhance system resilience while minimizing disruption for users.



# **Insulation and Energy Efficiency: Evaluating the**

# **insulation properties of sectional and roller doors and how they affect energy efficiency in a home or commercial setting.**

In today's interconnected world, the concept of a "smart home" is no longer a futuristic dream but a present reality. Among the many components of this modern household, connected garage doors play a crucial role in improving convenience and security. However, as with any connected system, managing software updates is critical to maintaining functionality and safeguarding against vulnerabilities. To ensure that these systems operate smoothly and securely, it is essential to understand best practices for managing updates.

Firstly, regularity is key. Software developers continuously work to improve their products by fixing bugs and enhancing features. By setting up automatic updates or regularly checking for new versions manually, homeowners can ensure their

connected garage doors benefit from the latest advancements and security patches. This proactive approach minimizes risks associated with outdated software and enhances overall performance.

Secondly, understanding the source of updates is vital. Only download updates directly from the manufacturer or authorized platforms. This ensures authenticity and protects against malicious software that could compromise both the device and personal data. Manufacturers typically have dedicated apps or websites where legitimate updates are made available; utilizing these channels reduces exposure to potential threats.

Moreover, backing up settings before an update can save time and frustration should anything go awry during the process. Although most manufacturers strive to make updates seamless, unforeseen issues can sometimes lead to lost settings or configurations. A quick backup allows users to restore their preferred setup without hassle.

Another important practice is staying informed about update-related news from manufacturers. Subscription to newsletters or alerts from trusted sources keeps users abreast of critical announcements regarding software improvements or vulnerabilities that may require immediate attention.

Finally, cybersecurity awareness cannot be overstated when managing any connected system's updates. Employing strong passwords, enabling two-factor

authentication if available, and maintaining network security through robust firewalls are complementary measures that enhance protection alongside regular software updates.

In conclusion, managing software updates for connected garage doors requires diligence and awareness but pays off significantly in terms of enhanced functionality and security. By adhering to best practices such as ensuring regularity in updating schedules, verifying update sources for authenticity, backing up settings before installation, staying informed through official channels, and prioritizing cybersecurity measures—users can enjoy peace of mind knowing their smart homes are both efficient and secure.

# **Security Features: Analyzing the security features inherent to sectional versus roller doors, including**



# **locking mechanisms and resistance to forced entry.**

In today's increasingly interconnected world, software updates have become a cornerstone of maintaining the security and functionality of connected systems. As our reliance on technology grows, so does the importance of understanding the security considerations associated with these updates. Software updates are not just about adding new features or improving performance; they play a critical role in safeguarding systems against vulnerabilities and cyber threats.

At the heart of security considerations for software updates is the need to protect sensitive data and maintain system integrity. Every update is an opportunity to patch security holes that could otherwise be exploited by malicious actors. Cybercriminals are constantly searching for unpatched vulnerabilities in software, which they can use as entry points to infiltrate systems, steal data, or cause damage. Thus, regular and timely updates are essential to closing these gaps and reducing the attack surface available to hackers.

However, while software updates are crucial for maintaining security, they also introduce their own set of risks if not managed correctly. One major consideration is ensuring that updates themselves do not become vectors for cyberattacks. If an

update process is compromised, attackers could distribute malicious code disguised as legitimate updates. To mitigate this risk, organizations must implement robust authentication mechanisms such as digital signatures that verify the authenticity of each update before it is applied.


Another significant consideration is compatibility and testing. Updates should be thoroughly tested in controlled environments before being deployed widely across connected systems. This helps prevent disruptions caused by unforeseen conflicts with existing applications or hardware configurations. Inadequate testing can result in downtime or loss of functionality, which could be particularly detrimental for mission-critical systems.

The timing and frequency of updates also play a vital role in their effectiveness from a security standpoint. While frequent updates ensure that systems remain protected against emerging threats, they can also strain resources if not managed efficiently. Organizations must balance the need for immediate protection with practical considerations such as user convenience and operational continuity.

Furthermore, communication with end-users during the update process cannot be underestimated. Clear instructions regarding when and how to install updates help ensure compliance and reduce resistance among users who might otherwise delay or ignore them due to lack of understanding or concerns about potential disruptions.

Lastly, organizations should adopt a proactive approach by anticipating future vulnerabilities through threat intelligence gathering and analysis. Staying informed about evolving cyber threats allows developers to prioritize critical patches over less urgent ones based on real-time risk assessments.

In conclusion, navigating the landscape of software updates requires careful attention to various security considerations aimed at protecting connected systems from ever-evolving cyberspace challenges while minimizing disruption risks posed by poorly managed deployments themselves . By prioritizing authenticity , compatibility ,timeliness ,user engagement ,and foresightful planning organizations empower themselves fortify their defenses against sophisticated adversaries seeking exploit weak links inherent within interconnected digital ecosystems .





**Cost Comparison: Breaking  
down the initial costs, long-**

# **term value, maintenance expenses, and potential return on investment for each door type.**

In the rapidly evolving landscape of connected systems, software updates are not merely a matter of convenience but a critical component for maintaining optimal performance and ensuring safety. The impact of outdated software on system performance and safety is profound, often leading to inefficiencies, vulnerabilities, and potential security breaches.

At the heart of any connected system lies its software—the code that drives functionality, usability, and protection. When this software becomes outdated, it can no longer keep pace with the demands placed upon it by modern technological advancements or emerging threats. One of the most immediate impacts is on system performance. Outdated software tends to be less efficient because it lacks enhancements that improve speed and responsiveness. Users may experience slower processing times, frequent crashes, or incompatibility with



new applications or devices. These issues not only frustrate users but also hinder productivity in environments where time and efficiency are critical.

Furthermore, outdated software poses significant safety risks. As technology evolves, so do cyber threats. Hackers continually develop new methods to exploit vulnerabilities in systems that have not been updated with the latest security patches. This can lead to data breaches where sensitive information is stolen or corrupted. In more severe cases, especially within industrial or infrastructural settings such as power grids or transportation networks, compromised systems can result in catastrophic failures with potentially devastating consequences.

Moreover, outdated software limits an organization's ability to innovate and adapt to changing market conditions or consumer expectations. Without regular updates that introduce new features or improvements, businesses may find themselves lagging behind competitors who are better equipped to leverage technology for strategic advantage.

Understanding the importance of timely software updates involves recognizing their role as both a shield against external threats and a catalyst for improved system functionality. Regular updates ensure that connected systems remain robust against evolving challenges while optimizing performance through bug fixes and feature enhancements.

In conclusion, maintaining up-to-date software is essential for preserving both the integrity and efficiency of connected systems. By prioritizing timely updates,


organizations can safeguard their assets from potential threats while maximizing operational effectiveness—a dual benefit that underscores the vital role of contemporary software management practices in today's interconnected world.

## About garage door opener

This article **needs additional citations for verification**. Please help improve this article by adding citations to reliable sources. Unsourced material may be challenged and removed.



*Find sources:* "Garage door opener" – news • newspapers • books • scholar • JSTOR (April 2015) *(Learn how and when to remove this message)*



A residential garage door opener. The motor is in the box on the upper-right.

A **garage door opener** is a motorized device that opens and closes a garage door controlled by switches on the garage wall. Most also include a handheld radio remote control carried by the owner, which can be used to open and close the door from a short distance.

## The electric opener

[edit]



The electric overhead garage door opener was invented by C.G. Johnson in 1926 in Hartford City, Indiana.<sup>[1]</sup> Electric Garage Door openers did not become popular until Era Meter Company of Chicago offered one after World War II where the overhead garage door could be opened via a key pad located on a post at the end of the driveway or a switch inside the garage.<sup>[2]</sup>

As in an elevator, the electric motor does not provide most of the power to move a heavy garage door. Instead, most of door's weight is offset by the counterbalance springs attached to the door. (Even manually operated garage doors have counterbalances; otherwise, they would be too heavy for a person to open or close them.) In a typical design, torsion springs apply torque to a shaft, and that shaft applies a force to the garage door via steel counterbalance cables. The electric opener provides only a small amount of force to control how far the door opens and closes. In most cases, the garage door opener also holds the door closed in place of a lock.

The typical electric garage door opener consists of a power unit that contains the electric motor. The power unit attaches to a track. A trolley connected to an arm that attaches to the top of the garage door slides back and forth on the track, thus opening and closing the garage door. The trolley is pulled along the track by a chain, belt, or screw that turns when the motor is operated. A quick-release mechanism is attached to the trolley to allow the garage door to be disconnected from the opener for manual operation during a power failure or in case of emergency. Limit switches on the power unit control the distance the garage door opens and closes once the motor receives a signal from the remote control or wall push button to operate the

door.<sup>[3]</sup>

The entire assembly hangs above the garage door. The power unit hangs from the ceiling and is located towards the rear of the garage. The end of the track on the opposite end of the power unit attaches to a header bracket that is attached to the header wall above the garage door. The powerhead is usually supported by punched angle iron.

Recently another type of opener, known as the jackshaft opener, has become more popular.<sup>[when?]</sup> This style of opener was used frequently on commercial doors but in recent years has been adapted for residential use. This style of opener consists of a motor that attaches to the side of the torsion rod and moves the door up and down by simply spinning the rod. These openers need a few extra components to function safely for residential use. These include a cable tension monitor, to detect when a cable is broken, and a separate locking mechanism to lock the door when it is fully closed. These have the advantage that they free up ceiling space that an ordinary opener and rail would occupy. These also have the disadvantage that the door must have a torsion rod to attach the motor to.

## Types

[edit]

There are six types of garage door openers:

1. Chain drive openers. These have a chain (similar to a bicycle's) that connects the trolley to the motor.
2. Belt drive openers use a rubber belt in place of a chain.

3. Screw drive openers have a long screw inside the track. The trolley connects to this screw.
4. Direct drive openers have the motor installed inside the trolley and use a gear wheel to guide the trolley along a fixed chain.
5. Jackshaft openers mount on the wall at either end of the torsion bar.
6. Roller openers automate roller doors, which roll upward and coil around a drum above the garage entrance, maximizing space.

These openers typically feature two tines that slide into a drum wheel within the roller door mechanism, engaging to smoothly lift or lower the door.

## **Remote control**

[edit]

The first wireless garage door openers were invented and developed by two US inventors at the same time, one in Illinois and the other in Washington state, around 1930. They were unknown to each other.<sup>[4]</sup>

The first garage door opener remote controls were simple and consisted of a simple transmitter (the remote) and receiver which controlled the opener mechanism. The transmitter would transmit on a designated frequency; the receiver would listen for the radio signal, then open or close the garage, depending on the door position. The basic concept of this can be traced back to World War II. This type of system was used to detonate remote bombs. While novel at the time, the technology ran its course when garage door openers became popular. While the garage door remote control transmitter is low power and has limited range, its signal can be received by other, nearby, garage door openers. When two neighbors had garage door

openers, then opening one garage door might open the neighbor's garage door as well.

The second stage of the wireless garage door opener system solved the opening-the-neighbor's-garage-door problem. The remote controls on these systems transmitted a digital code, and the receiver in the garage responded only to that code. The codes were typically set by eight to twelve DIP switches on the receiver and transmitter, so they allowed for  $2^8 = 256$  to  $2^{12} = 4,096$  different codes. As long as neighbors used different codes, they would not open each other's garage doors. The intent of these systems was to avoid interference with nearby garage doors; the systems were not designed with security in mind. Intruders were able to defeat the security of these systems and gain entry to the garage and the house. The number of codes was small enough that even an unsophisticated intruder with a compatible remote control transmitter could just start transmitting all possible codes until he found one that opened the door. More sophisticated intruders could acquire a black box master key that automatically transmitted every possible code in a short time. An even more sophisticated method is known as a replay attack. The attacker would use a code grabber, which has a receiver that captures the remote's digital code and can retransmit that digital code at a later time. The attacker with a code grabber would wait nearby for the homeowner to use his remote, capture the code, and then replay the code to open the door when the homeowner was gone. Multicode openers became unpopular in areas where security was important, but due to their ease of programming, such openers are often used to operate such things as the gates in gated apartment complexes.

An intermediate stage of the garage door opener market eliminated the DIP switches and used remotes preprogrammed to one out of roughly 3.5 billion unique codes. The receiver would maintain a security list of remotes to which it would respond; the user could easily add the unique remote's code to the list by pressing a button on the garage door opener while activating the remote control. A large number of codes made the brute force try-all-possible-digital-codes attacks infeasible, but the systems were still vulnerable to code grabbers. For user convenience, these systems were also backward compatible with the older DIP switch remote codes, but adding an old technology remote to the security list made the garage door opener vulnerable to a brute force attack to find the DIP switch code. The larger code space approach was an improvement over the fixed DIP switch codes but was still vulnerable to the replay attack.

The third stage of garage door opener technology uses a frequency spectrum range between 300-400 MHz and rolling code (code hopping) technology to defeat code grabbers. In addition to transmitting a unique identifier for the remote control, a sequence number and an encrypted message are also sent. Although an intruder could still capture the code used to open a garage door, the sequence number immediately expires, so retransmitting the code later would not open the garage door. The encryption makes it extremely difficult for an intruder to forge a message with the next sequence number that would open the door. Some rolling code systems are more involved than others. Because there is a high probability that someone will push the remote's button while not in range and thus advance the sequence number, the receiver does not insist the sequence number increase by exactly one; it will accept a sequence number that falls

within a narrow window or two successive sequence numbers in a much wider window. Rolling code technology is also used on car remote controls and with some internet protocols for secure sites.

The fourth stage of garage door opener systems is similar to third stage, but it is limited to the 315 MHz frequency. The 315 MHz frequency range avoids interference from the land mobile radio system (LMRS) used by the U.S. military.

The following standards are used by units manufactured by Chamberlain (including LiftMaster and Craftsman):

<b>Dates</b>	<b>System</b>	<b>Color of programming button and LED on unit</b>	<b>Color of LED on remote*</b>
1984–1993	8–12 DIP switch on 300–400 MHz	white, gray, or yellow button with red LED	red
1993–1997	Billion Code on 390 MHz	green button with green or red LED	green
1997–2005	Security+ (rolling code) on 390 MHz	orange or red button with amber LED	amber or none
2005–present	Security+ (rolling code) on 315 MHz	purple button with amber LED	none
2011–present	Security+ 2.0 (rolling code) on 310, 315, and 390 MHz	yellow button with amber LED and yellow antenna wires	red or blue

\* *Does not apply to keyless entry keypads or universal remotes.*

Recent Chamberlain garage door openers that have Security+ 2.0 features also use a special serial protocol on wired connections rather than a simple switch closure.<sup>[5]</sup>


The following standards are used by units manufactured by Overhead Door Corporation and its subsidiary The Genie Company:

Dates	System
1985–1995	9–12 DIP switch on 360, 380, or 390 MHz <sup>[6]</sup> <sup>[7]</sup>
1995–2005	Intellicode/CodeDodger (rolling code) on 390 MHz
2005–present	Intellicode/CodeDodger (rolling code) on 315 MHz
2011–present	Intellicode 2/CodeDodger 2 (rolling code) on 315 and 390 MHz

Note: There are no standard color codes for the learn button or LED on units manufactured by Overhead Door or Genie. All accessories made for later versions of Genie Intellicode and Overhead Door CodeDodger are backward compatible with previous generations of Intellicode and CodeDodger.

### Cloning garage door opener remotes

[edit]



A typical photo of both the outer case and inner circuit of a garage door opener remote control.

Many garage door opener remote controls use fixed-code encoding which use DIP switches or soldering to do the address pins coding process, and they usually use pt2262/pt2272 or compatible ICs. For these fixed-code garage door opener remotes, one can easily clone the existing remote using a self-learning remote control duplicator (copy remote) which can make a copy of the remote using face-to-face copying.

### **Additional features**

[edit]

Additional features that have been added over the years have included:

- Automatic courtesy lights that turn on when the door opens (or via motion sensors) and automatically turn off after a preset delay
- A remote lockout feature, which turns off the radio receiver while one is on vacation or away for an extended time.
- The availability of accessories has increased, including such features as wireless keypads, key chain remotes, and solenoid-operated deadbolts to lock the door itself.
- Automatic door closing feature, which after a fixed time by the owner, closes the garage door to prevent theft.

More sophisticated features are also available, such as an integrated carbon monoxide sensor to open the door in case of the garage being flooded with exhaust fumes. Other systems allow door activation over the Internet to allow




home owners to open their garage door from their office for deliveries.

Another recent innovation in the garage door opener is a fingerprint-based wireless keypad. This unit attaches to the outside of the garage door on the jamb and allows users to open and close their doors with the press of a finger, rather than creating a personal identification number (PIN). This is especially helpful for families with children who may forget a code and are latchkey kids.

## **Safety**

[edit]



Electric eye for safety

The garage door is generally the largest moving object in a home. An improperly adjusted garage door opener can exert strong and deadly forces and might not reverse the garage door in an emergency. The manufacturer's instructions provide guidance to the user on the proper adjustment and maintenance of the opener.

Garage door openers manufactured and installed in the United States since 1982 are required to provide a quick-release mechanism on the trolley that allows for the garage door to be disconnected from the garage door opener in the event of entrapment.<sup>[8]</sup> Garage door openers manufactured since

1991 are also required to reverse the garage door if it strikes a solid object.<sup>[9]</sup>  
<sup>[10]</sup>

In the United States, the Consumer Product Safety Improvement Act of 1990 required that automatic residential garage door operators manufactured on or after 1 January 1991 conform to the entrapment protection requirements of the 1988 version of ANSI/UL standard 325.<sup>[11]</sup> A requirement for redundant entrapment-prevention devices was added in 1993; such a system can use an electric eye, a door edge sensor, or any other device that provides equivalent protection by reversing the travel of the closing door if an object is detected in its path.<sup>[12]</sup><sup>[13]</sup>

## California Senate Bill No. 969

[edit]

In California, Senate Bill No. 969 requires that any automatic residential garage door opener that is manufactured for sale, sold, offered for sale, or installed in a residence to have a battery backup function that is designed to operate when activated because of an electrical outage.<sup>[14]</sup> The bill went into effect on July 1, 2019. Under the bill, any automatic garage door opener that is in violation is subject to a civil penalty of \$1000.

The bill was passed by Gov. Jerry Brown on Sept. 21, 2018, in response to the 2017 California Wildfires in which at least 5 individuals lost their lives because they could not open their garage door when the power went out.<sup>[15]</sup>

The Door and Access Systems Manufacturers Association International opposed the bill arguing that garage door openers with backup batteries require regular maintenance and that the bill should be amended to make this clear. In addition, they said that "garage door openers with backup batteries are not designed to serve as life safety devices, and should not be relied upon to prove a means of egress from a garage during an electrical outage."<sup>[16]</sup>

The bill passed, despite most garage doors having a release pull cord.

## References

[edit]

1. <sup>^</sup> Robert J Girod (2014). *"Garage Door Openers - High-tech Burglary". Advanced Criminal Investigations and Intelligence Operations: Tradecraft Methods, Practices, Tactics, and Techniques*. Taylor and Francis. p. 90. ISBN 9781482230741.
2. <sup>^</sup> "Aids To Modern Living - Garage Doors". *Popular Science*: 137. December 1946.
3. <sup>^</sup> Castro, Diane. *"The Complete Garage Door System"*. Regency Conference Center. Retrieved 10 March 2020.
4. <sup>^</sup> "Widely Separated Inventors Invent Garage Door Openers By Radio Impulses". *Popular Science*: 32. February 1931.
5. <sup>^</sup> "Will my older accessories work with the new line of Security+ 2.0 garage door openers?". *alldaygaragerepair.com*. Retrieved 2017-06-23.
6. <sup>^</sup> Willmes, Dave. *"My Overhead Door Opener Doesn't Work with this Universal Remote"*. *www.overheaddooronline.com*. Retrieved 20 October 2016.
7. <sup>^</sup> "FCC ID BSH8YN106546 by Overhead Door Corporation". *FCCID.io*. Retrieved 20 October 2016.
8. <sup>^</sup> "Falling Garage Doors — A Crushing Concern". *Garage Door Child Safety*.
9. <sup>^</sup> "Non Reversing Garage Door Openers a Hazard" (PDF). U.S. Consumer Product Safety Commission.

10. [!\[\]\(effbd7993c63c039a58fd3395789cf3f\_img.jpg\)](#) *"Garage Door System Safety Guidelines". Door & Access Systems Manufacturers Association International. Archived from the original on 2008-12-23.*
11. [!\[\]\(144980d038f2541d7b588a8a9132bd70\_img.jpg\)](#) *Garage Door Operators • CPSC*
12. [!\[\]\(c4ce2d477989700c971cf3d240ad9283\_img.jpg\)](#) *Non-Reversing Automatic Garage Door Openers Are a Hazard • CPSC*
13. [!\[\]\(5013555a72072875cb154b597e002a46\_img.jpg\)](#) *16CFR1211*
14. [!\[\]\(bf2038c114ec21ea58ad011774351c98\_img.jpg\)](#) *"Bill Text - SB-969 Automatic garage door openers: backup batteries". leginfo.legislature.ca.gov. California Legislative Information. Retrieved 6 September 2019.*
15. [!\[\]\(1ad0c3425edfa4762c2f20e33e3e5bbf\_img.jpg\)](#) *"New California Law Could Cost You \$1000 in Fines". Clark's Garage Door. 4 September 2019. Retrieved 6 September 2019.*
16. [!\[\]\(74d2fc5645add84f8511beb934060048\_img.jpg\)](#) *"California Mandates Battery Backup With All GDOS - Experts Cite Problems With The Legislation" (PDF). dasma.com. DASMA. Retrieved 6 September 2019.*

## External links

[edit]

- [Official FCC notification on garage opener frequencies \(PDF\)](#)
- [Garage Door Opener Safety Tips \(Washington Post\)](#)
- [Safety Commission Rules For Automatic Garage Door Openers – U.S. Consumer Product Safety Commission. CPSC, 1992](#)

## About Overhead Door Company of Joliet

### Photo

Image not found or type unknown

### Photo

Image not found or type unknown

### Photo

Image not found or type unknown

### Photo

Image not found or type unknown

Photo

Image not found or type unknown

Photo

Image not found or type unknown

Things To Do in Will County

---

Photo

Image not found or type unknown

Fox Museum

4.6 (22)

Photo

Image not found or type unknown

Joliet Iron Works Historic Site

**4.5 (378)**

**Photo**

Image not found or type unknown

**Pilcher Park Nature Center**

**4.7 (727)**

**Photo**

Image not found or type unknown

**Gemini Giant**

**3.4 (26)**

**Photo**

## **Des Plaines River viewing point**

**5 (1)**

### **Photo**

Image not found or type unknown

## **Joliet Iron Works Park**

**4.6 (148)**

### **Photo**

Image not found or type unknown

## **Isle A La Cache Museum Pavilion**

**5 (1)**

## **Driving Directions in Will County**

---

**Driving Directions From Chillin' Products to Overhead Door Company of Joliet**

**Driving Directions From Red Roof Inn Chicago – Joliet to Overhead Door Company of Joliet**

**Driving Directions From Pep Boys to Overhead Door Company of Joliet**

**Driving Directions From Joliet to Overhead Door Company of Joliet**

**Driving Directions From Dollar General to Overhead Door Company of Joliet**

**Driving Directions From MainStay Suites Joliet I-80 to Overhead Door Company of Joliet**

**Driving Directions From Honorable Thomas A Dunn to Overhead Door Company of Joliet**

**[https://www.google.com/maps/dir/Honorable+Thomas+A+Dunn/Overhead+Door+Company+of+Joliet,+IL+61701/88.0822783,14z/data=!3m1!4b1!4m14!4m13!1m5!1m1!1sChIJ4ykaz7dmDogRdBC88.0822783!2d41.5244092!1m5!1m1!1sChIJLWV\\_oV9hDogRGyjUaaoTEjk!2m2!1d41.5244092!2d88.0822783](https://www.google.com/maps/dir/Honorable+Thomas+A+Dunn/Overhead+Door+Company+of+Joliet,+IL+61701/88.0822783,14z/data=!3m1!4b1!4m14!4m13!1m5!1m1!1sChIJ4ykaz7dmDogRdBC88.0822783!2d41.5244092!1m5!1m1!1sChIJLWV_oV9hDogRGyjUaaoTEjk!2m2!1d41.5244092!2d88.0822783)**



88.106331!2d41.5069115!3e0

<https://www.google.com/maps/dir/Joliet+West+High+School/Overhead+Door+Company+of+Joliet>

88.1259821,14z/data=!3m1!4b1!4m14!4m13!1m5!1m1!1sChIJMQCe7QthDogRpEY

88.1259821!2d41.5285745!1m5!1m1!1sChIJLWV\_oV9hDogRGyjUaaoTEjk!2m2!1d-

88.106331!2d41.5069115!3e2

<https://www.google.com/maps/dir/Honorable+Edward+A+Burmila+Jr/Overhead+Door+Company+of+Joliet>

88.0822783,14z/data=!3m1!4b1!4m14!4m13!1m5!1m1!1sChIJ4ykaz7dmDogRQ3C

88.0822783!2d41.5244092!1m5!1m1!1sChIJLWV\_oV9hDogRGyjUaaoTEjk!2m2!1d-

88.106331!2d41.5069115!3e1

<https://www.google.com/maps/dir/First+American+Bank/Overhead+Door+Company+of+Joliet>

88.1263608,14z/data=!3m1!4b1!4m14!4m13!1m5!1m1!1sChIJnV0USXRhDogRS4C

88.1263608!2d41.5223227!1m5!1m1!1sChIJLWV\_oV9hDogRGyjUaaoTEjk!2m2!1d-

88.106331!2d41.5069115!3e3

<https://www.google.com/maps/dir/Dollar+General/Overhead+Door+Company+of+Joliet>

88.104361,14z/data=!3m1!4b1!4m14!4m13!1m5!1m1!1sChIJNQmB1UZhDogRdJIX

88.104361!2d41.5227028!1m5!1m1!1sChIJLWV\_oV9hDogRGyjUaaoTEjk!2m2!1d-

88.106331!2d41.5069115!3e0

**Driving Directions From Will County Historical Museum and Research Center to  
Overhead Door Company of Joliet**

**Driving Directions From Blues Brothers Copmobile to Overhead Door Company of Joliet**

**Driving Directions From Isle A La Cache Museum Pavilion to Overhead Door Company of Joliet**

**Driving Directions From Route 66 Experience Sign to Overhead Door Company of Joliet**

**Driving Directions From Joliet Iron Works Park to Overhead Door Company of Joliet**

**Driving Directions From Knoch Knolls Nature Center to Overhead Door Company of Joliet**

**Driving Directions From Illinois State Museum–Lockport Gallery to Overhead Door Company of Joliet**

**[https://www.google.com/maps/dir/Will+County+Historical+Museum+and+Recreation+Center/88.0573154,14z/data=!3m1!4b1!4m14!4m13!1m5!1m1!1sunknown!2m2!1d-88.0573154!2d41.5902137!1m5!1m1!1sChIJLWV\\_oV9hDogRGyjUaaoTEjk!2m2!1d-88.106331!2d41.5069115!3e0](https://www.google.com/maps/dir/Will+County+Historical+Museum+and+Recreation+Center/88.0573154,14z/data=!3m1!4b1!4m14!4m13!1m5!1m1!1sunknown!2m2!1d-88.0573154!2d41.5902137!1m5!1m1!1sChIJLWV_oV9hDogRGyjUaaoTEjk!2m2!1d-88.106331!2d41.5069115!3e0)**

[https://www.google.com/maps/dir/Illinois+State+Museum-Lockport+Gallery/Overhead+Door+Company+of+Joliet/@41.588497,-88.0590432,14z/data=!3m1!4b1!4m14!4m13!1m5!1m1!1sunknown!2m2!1d-88.0590432!2d41.588497!1m5!1m1!1sChIJLWV\\_oV9hDogRGyjUaaoTEjk!2m2!1d-88.106331!2d41.5069115!3e2](https://www.google.com/maps/dir/Illinois+State+Museum-Lockport+Gallery/Overhead+Door+Company+of+Joliet/@41.588497,-88.0590432,14z/data=!3m1!4b1!4m14!4m13!1m5!1m1!1sunknown!2m2!1d-88.0590432!2d41.588497!1m5!1m1!1sChIJLWV_oV9hDogRGyjUaaoTEjk!2m2!1d-88.106331!2d41.5069115!3e2)

[https://www.google.com/maps/dir/Pilcher+Park+Nature+Center/Overhead+Door+Company+of+Joliet/@41.5329846,-88.0219707,14z/data=!3m1!4b1!4m14!4m13!1m5!1m1!1sunknown!2m2!1d-88.0219707!2d41.5329846!1m5!1m1!1sChIJLWV\\_oV9hDogRGyjUaaoTEjk!2m2!1d-88.106331!2d41.5069115!3e1](https://www.google.com/maps/dir/Pilcher+Park+Nature+Center/Overhead+Door+Company+of+Joliet/@41.5329846,-88.0219707,14z/data=!3m1!4b1!4m14!4m13!1m5!1m1!1sunknown!2m2!1d-88.0219707!2d41.5329846!1m5!1m1!1sChIJLWV_oV9hDogRGyjUaaoTEjk!2m2!1d-88.106331!2d41.5069115!3e1)

[https://www.google.com/maps/dir/Joliet+Iron+Works+Historic+Site/Overhead+Door+Company+of+Joliet/@41.5400793,-88.0793236,14z/data=!3m1!4b1!4m14!4m13!1m5!1m1!1sunknown!2m2!1d-88.0793236!2d41.5400793!1m5!1m1!1sChIJLWV\\_oV9hDogRGyjUaaoTEjk!2m2!1d-88.106331!2d41.5069115!3e3](https://www.google.com/maps/dir/Joliet+Iron+Works+Historic+Site/Overhead+Door+Company+of+Joliet/@41.5400793,-88.0793236,14z/data=!3m1!4b1!4m14!4m13!1m5!1m1!1sunknown!2m2!1d-88.0793236!2d41.5400793!1m5!1m1!1sChIJLWV_oV9hDogRGyjUaaoTEjk!2m2!1d-88.106331!2d41.5069115!3e3)

## Reviews for Overhead Door Company of Joliet

---

### Overhead Door Company of Joliet

Image not found or type unknown

Hector Melero

(5)

Had a really great experience with Middleton Overhead Doors. My door started to bow and after several attempts on me fixing it I just couldn't get it. I didn't want to pay on something I knew I could fix. Well, I gave up and they came out and made it look easy. I know what they are doing not to mention they called me before hand to confirm my appointment and they

showed up at there scheduled appointment. I highly recommend Middleton Overhead Doors on any work that needs to be done

## **Overhead Door Company of Joliet**

Image not found or type unknown

Owen McCarthy

**(5)**

I called the office just by chance to see if there was an available opening for a service call to repair a busted spring. Unfortunately I didn't catch the name of the person who answered, but she couldn't have been more pleasant and polite. She was able to get a tech to my house in an hour. I believe the tech's name was Mike and he too was amazing. He quickly resolved my issue and even corrected a couple of things that he saw that weren't quite right. I would recommend to anyone and will definitely call on Middleton for any future needs. Thank you all for your great service.

## **Overhead Door Company of Joliet**

Image not found or type unknown

Jim Chuporak

**(5)**

Received a notice the morning of telling me when to expect the men to come and put the door in. he was on time, answered all my questions, worked diligently in the cold. And did an absolutely awesome job. Everything was cleaned up, hauled away from the old door. I am extremely happy with the service I received from the first phone call I made through having the door put in. My wife and I are very, very happy with the door.

## **Overhead Door Company of Joliet**

Image not found or type unknown

Kelley Jansa

**(5)**

We used Middleton Door to upgrade our garage door. We had three different companies come out to quote the job and across the board Middleton was better. They were professional, had plenty of different options and priced appropriately. The door we ordered came with a small dent and they handled getting a new panel ordered and reinstalled very quickly.

## Overhead Door Company of Joliet

Image not found or type unknown

Andrea Nitsche

(4)

Scheduling was easy, job was done quickly. Little disappointed that they gave me a quote over email (which they confirmed was for labor and materials), but when they finished it was just over \$30 more. Not a huge deal, but when I asked why, I was told they gave me an approx cost and it depends on what is needed. I get that in general, however, they installed the door and I gave them my address and pics of the existing prior to getting a quote. I feel like they could have been more upfront with pricing. And just a heads up, it was pricey... Had them change the weather stripping, from ringing my doorbell to pulling out my driveway when done was literally 20 mins, cost was just over \$260

Understanding Software Updates for Connected Systems [View GBP](#)

## Frequently Asked Questions

**Why are software updates necessary for connected garage door systems?**

Software updates are essential for connected garage door systems to enhance security, improve functionality, fix bugs, and ensure compatibility with other smart

home devices. They help protect against vulnerabilities that could be exploited by cyber threats.

#### **How can I identify if my connected garage door system needs an update?**

Most connected garage door systems will notify you through a mobile app or email when an update is available. You can also check the manufacturers website or app for any update notifications or version changes.

#### **What steps should I follow to safely install a software update on my garage door system?**

To safely install a software update, ensure your device is connected to a stable power source and reliable internet connection. Follow the manufacturer's instructions in the mobile app or user manual closely. Avoid interrupting the process once it has started to prevent installation issues.

#### **What should I do if a software update causes issues with my garage door system?**

If a software update causes issues, try restarting the system and checking all connections. Consult the troubleshooting section of the user manual or contact customer support for assistance. In some cases, reverting to a previous version may resolve problems until further updates are released.

Overhead Door Company of Joliet

Phone : +18157256077

City : Joliet

State : IL

Zip : 60436

Address : Unknown Address

### **Google Business Profile**

Company Website : **<https://overheaddoorjoliet.com/garage-door-repair-romeoville.aspx>**

### **Sitemap**

### **Privacy Policy**

### **About Us**