



 **ECOENER**

# Sustainability Report

**2022**



Peneda hydroelectric power plant in Ourense, Galicia, Spain.

# Contents

● Letter from the Chairman | Page. 04

● Executive summary | Page 06

## 01.

### ● We are Ecoener

Page 09

- We create value from renewable energy
- Business model

## 02.

### ● Governance

Page 31

- Governance structure and regulatory framework
- Ethical and responsible management model
- Cross-cutting integration of sustainability

## 03.

### ● Environment

Page 43

- Environmental management and protection
- Sustainable management of resources
- Consumption of materials and responsible waste management

## 04.

### ● People

Page 57

- Quality employment
- Security and health
- Social commitment

● Scope of the report and elaboration criteria | Page 75

Stakeholders

Materiality

● Appendices | Page 79

Appendix I: Comparative tables from previous financial years

Appendix II: List of entities included within the scope of the consolidated financial statements

● GRI contents | Page 87

● Independent verification report | Page. 97



**Luis de Valdivia**

Chairman of Ecoener

# Letter from the Chairman

True to our principles and to the commitment of transparency, I am writing to share our sustainability assessment for the last year ended.

Since its foundation in 1988 and as one of the pioneering companies in Spain in the production of renewable energy, Ecoener has successfully integrated a cross-cutting respect for its surroundings and the environment, adopting a new, exponentially more sustainable management and growth model.

In the current non-financial report we evaluate the company's performance in its environmental, social and good governance (ESG) dimension with the aim of providing our stakeholders with truthful information on our footprint in each of these areas.

The 2022 Sustainability Report addresses in detail all the actions taken by Ecoener to positively impact the environment, which allows us to evaluate their effectiveness from a distance and plan future initiatives of the company.

Our strong vocation for internationalisation, aimed at promoting renewable energy globally, has allowed us to grow as a company. To achieve our goal, we have built a

solid structure capable of leveraging market opportunities while allowing us to optimise and diversify risk.

In 2022, our strong positioning in the Dominican Republic and Colombia stood out. In the Central American country, we obtained the definitive concession for the Cumayasa I and II photovoltaic facilities and in Colombia we are in the construction phase of the Sunnorte photovoltaic facility.

In Spain, we are proud to continue contributing to the environmental improvement of the Canary Islands. An example of this is the project for transforming the island of La Gomera into a fully sustainable island. The construction of five wind farms will provide the capacity to supply renewable energy to the whole island, even exceeding current demand.

Thanks to strategic development based on ESG criteria, at 2022 year-end Ecoener's portfolio includes assets in 12 countries and 35 facilities with a generation capacity of 202 MW. Our growth and expansion trend is also reflected in our financial results, ending the year with 83% growth in sales compared to the previous year and investment in excess of €120,000 million.

"When we embark on a project, in addition to envisaging the technical and environmental aspects, we approach them from a social perspective. We seek to establish roots in the territory by building stable and positive relationships, adding socio-economic value and fostering mutual cooperation."

Caring for the environment has always been one of our most identifying features, due to which we approach each project from a unique perspective, taking its particularities into account and protecting the surroundings in each of the phases of the process. For Ecoener, nature is and will be an intrinsic value to the company and an essential social asset.

Our commitment to human development extends to all the people who make up the Group and to the places where we are present. For us, social contribution is an essential factor of local responsibility, which begins in the more than 200 people who are part of Ecoener and which we promote through all the aspects of our business model. When we start a project, in addition to envisaging the technical and environmental aspects, we approach them from a social perspective. We seek to establish roots in the territory by building stable and positive relationships, adding socio-economic value and fostering mutual cooperation.

In 2022, we achieved a long sought-after goal by materialising our involvement in the United Nations Global Compact, which has strengthened not only our business, but also our management model.

Consistent with our values, we remain determined to continue consolidating our presence in Latin America, exploring new scenarios while continuing to nurture the Spanish market.

At Ecoener we will continue to set milestones in our Sustainability Plan and continue to drive our best environmental and social management through good governance, since it is undoubtedly one of the distinctive signs of our good positioning.

The 2022 Sustainability Report reflects our vision and contribution to environmental development, focusing on people as the sole and major drivers of a present with a future.

# Executive summary

## 01. Business

**72.89**  
MILLIONS OF EUROS OF REVENUE

**44.10**  
MILLIONS OF EUROS OF EBITDA

**35**  
FACILITIES

**202 MW**  
OF INSTALLED POWER

**382,014 MWh**  
PRODUCED IN 2022

## 02. Environment

**95,504**  
FAMILIES PROVIDED WITH ELECTRICITY

**191,068 t**  
CO<sub>2</sub> AVOIDED WITH OUR ACTIVITY

**+1,200 m<sup>3</sup>**  
OF RECOVERED MATERIALS

## 03. People

**211**  
EMPLOYEES AT ECOENER

**27%** FEMALE EMPLOYEES | **18%** IN DEVELOPING COUNTRIES

**813** SUPPLIERS | **€106 million** INVESTMENT IN PROCUREMENT

**€216,500.41**  
INVESTMENT IN SOCIAL PROJECTS

Arnoya hydroelectric power plant (Ourense, Galicia, Spain).



01.  
We are  
Ecoener

# We create value from renewable energy



View from above of the water intake of the Arnoya hydroelectric power plant (Ourense, Galicia, Spain).

At Grupo Ecoener, S.A. we have been working on the generation of renewable energy for 35 years, committed to excellence and value creation by driving sustainable development and always caring for the environment.

We have increased our territorial presence, being present in 12 countries at 2022 year-end, with 202 MW in operation and 220 MW under construction. In addition to 1,737 MW under development.

Moreover, as a differentiating element of the sector, at Ecoener we have mastered three renewable energy generation technologies with high potential: hydro, wind and photovoltaic.

Our Company is fully involved in the achievement of the Sustainable Development Goals (SDG). Through our activity, we generate positive impacts on the main challenges set out in the 2030 Agenda.

★ Proof of this is that, since March, we are adhered to the United Nations Global Compact, as partners, thereby committing to align our operations and activities with its Ten Principles.


382,014 MWh of renewable energy sold in 2022



Detail of a photovoltaic facility in the Canary Islands.

Wind turbine on the island of La Gomera.

Fish ladder at San Bartolomé hydroelectric power plant (Fragas do Eume, Galicia, Spain).



# Ecoener milestones



We adopt commitments born out of the understanding from our experience and we work on them looking towards the future with confidence and enthusiasm. Like the first day.

**1988**

Foundation of the Company



**1995**

First mini-power plant (Arnoya Pequeña) Galicia



Ecoener grows its portfolio by 26.2 MW thanks to hydropower in Spain

**2000**

Cierves hydroelectric power plant

**1997**

San Bartolomé hydroelectric power plant



**2002**

Peneda and Arnoya hydroelectric power plants



**2005**

International expansion: Guatemala



**2008**

Xestosa hydroelectric power plant, Landro hydroelectric power plant and Lalin wind farm

Ecoener develops and builds the first photovoltaic plant in Spain using high-efficiency Thin Film modules

International expansion in Europe: Ecoener wins a joint auction with Gamesa in Italy

**2007**

Commissioning of the 18 MW Oural wind farm

Award of 38.2 MW in the wind farm tender in the Canary Islands, obtaining the second-highest award



**2009**

The assets portfolio increases by 15 MW

**2015**

Commissioning of the 16.2 MWp Llanos del Sur solar PV plant (Honduras)

**2018**

30th anniversary of Ecoener with 115 MW owned and more than 1000 MW under development

**2016**

Commissioning of a 14.2 MW hydroelectric power plant in Guatemala

**2017**

Ecoener builds the largest wind farm in the Canary Islands with 29 MW, San Bartolomé wind farm and Llanos de la Aldea wind farm



**2019**

Five of the Group's wind farms receive funding from the EOLCAN programme, co-financed by the European Regional Development Fund (ERDF). Ecoener is the only company to receive funding in all the projects it submits

**2020**

Commissioning of the El Rodeo wind farm (4.8 MW) and La Caleta wind farm (5.6 MW) in Gran Canaria.

Ecoener launches the first mixed Green Bond issue in Spain amounting to €130 million, intended for hydro and wind. With three internationally renowned investors: Aviva Investors, Shroders and Manulife

The Green Bond receives E1 rating, the highest environmental rating awarded by the agency Standard & Poor's.

**2021**

Admission to listing - 4 May. First renewable energy company on the Continuous Market in 2021.

Awarded of 15% of SolCan (ERDF) / 12 Ecoener projects top the list. Total 35 MWp

Top awarded company of the EolCan 2 programme (ERDF). Total 31 MW wind

Ecoener is awarded 41 MWp at the renewable energy auction in Colombia

Commissioning in Gran Canaria: Arcos del Coronadero, Casillas 1 and Lomo del Moral wind farms (12 MW) and 12 photovoltaic plants (29.4 MWp)



## 2022 milestones



### February

**28**  
Presentation of results

### March



**03**  
Visit from IES Santa Lucía high school students (Canary Islands)

**18**  
Adherence to the UN Global Compact

### April

**29**  
Annual General Meeting 2022  
Publication 1<sup>st</sup> sustainability report



### May

**27**  
Ecoener, candidate for the best European SME for its international development

### June



**01**  
Celebration Nuestra Señora de la Luz



**20**

EXPANSION OF THE LLANOS DE LA ALDEA I SOLAR PV PLANT (Gran Canaria) declared of Public Interest by the Council of the Island Government of Las Palmas de Gran Canaria, Ministry of Territorial Policy and Landscape

### September

**27**  
Ecoener will supply the whole island of La Gomera with renewable wind energy.

**02**

LA ROSA SOLAR PV PLANT (Fuerteventura) declared of Public Interest by the Ministry of Ecological Transition, Fight against Climate Change and Territorial Planning of the Government of the Canary Islands in 2022

### October

Sponsorships in the Canary Islands: football club and basketball club



**08**  
Ecoener quadruples its net profit to €12 million

**05**  
The IES Santa Lucía secondary school of Gran Canaria and other European centres visit Ecoener's facilities

**07**  
Ecoener signs sustainable financing of €85 million, coordinated by BBVA

**14**  
Sponsor at 9TH NOITE DA ENERXÍA (ENERGY NIGHT)



**27**  
Ecoener inaugurates the largest renewable energy generation complex in the Canary Islands



### November

**08**  
The National Energy Commission of the Dominican Republic grants the definitive concession to the Cumayasa I photovoltaic facility

**28**  
Ecoener debuts on the Alternative Fixed-Income Market (MARF) with a €50 million green note programme



### December



**15**  
Luis de Valdivia, Chairman and founder of Ecoener, receives the EY 2022 Galicia Entrepreneur of the Year Award

**19**  
Ecoener enters the IBEX Small Cap \*\*  
Definitive concession of Cumayasa II (Dominican Republic)

**30 - 01**

Main sponsor of the National Renewable Energy Congress

\*\*IBEX Small Cap

Index prepared by Spanish Stock Exchanges and Markets (BME), which groups together the top 30 small-cap companies with the greatest liquidity.





Buried bypass channel; the photo shows a green space for walking. It belongs to the Arnoya hydroelectric power plant (Ourense, Galicia, Spain).

We aim to drive renewable energy globally through our commitment to sustainable development to preserve the environment and contribute to social progress.

Our growth and expansion trend is reflected in our financial results. In 2022 we achieved sales figures of over €72 million, up 83% on

2021, which has allowed us to strengthen our results and drive our investment capacity to continue reinforcing our positioning.

#### EVOLUTION OF THE MAIN BUSINESS INDICATORS<sup>[1]</sup>

**+83%** SALES | **+96%** EBITDA | **+135%** INVESTMENT

[1] Evolution of revenue obtained in 2022 in comparison with 2021.

Furthermore, in 2022 we supported operating expenses of more than €26 million and we transferred more than €6 million in terms of salaries. Additionally, we contributed to public expenditure through a tax contribution of €3.45 million.

With regard to our positioning on the market and stock market performance, at 2022 year-end Ecoener's list price was €4.57/share. This represented a market capitalisation of more than €260 million, consolidating a positive evolution compared to 2021. Also, in 2022 we achieved an all-time high in share value, reaching €6.36/share.



Luis de Valdivia, Chairman of Ecoener, and Fernando Rodríguez, Deputy Chairman of Ecoener, at the Annual General Meeting of 2022.

## Economic results 2022<sup>[2]</sup>

(Results in thousands of euros)

Sales <sup>[3]</sup>	72,886
Profit <sup>[4]</sup>	75,124
EBITDA <sup>[5]</sup>	44,095
Operating results	30,681
Investment	121,513
Profit before taxes	22817
Profit taxes paid	1312
Public grants received	6533
Share value <sup>[6]</sup> (€/share)	4.57
Market capitalisation	260,258

- For a comparative with previous financial years, see Table 1 of Appendix I at the end of this document
- Net sales figure.
- Includes income from financial investments and/or disposal of assets.
- Adjusted EBITDA is indicated.
- 2022 year-end.

	Spain	Guatemala	Honduras
Profit before taxes	22,892	442	1,911
Profit taxes paid	1,302	10	-
Public grants received	6,533	-	-



Peneda hydroelectric power plant (Ourense, Galicia, Spain).

# Business model

Ecoener's business model is aligned with the firm commitment of moving towards a sustainable economic transition that promotes the development of renewable energy to achieve decarbonisation and climate neutrality.

We aim to drive renewable energy globally through our commitment to sustainable development to preserve the environment and contribute to social progress.

In this regard, we leverage the synergies underlying power generation at hydroelectric power plants, wind farms and photovoltaic facilities. Furthermore, the vertical integration of the activities allows us to exercise greater control over risks and give us greater flexibility.

At Ecoener we consider the environmental and social impacts arising from our activity at all times. Our business model is characterised by our participation in the following steps of the process:

We aim to drive renewable energy globally through our commitment to sustainable development to preserve the environment and contribute to social progress.

## Business lines



### PREVIOUS PHASE

- Identification of business opportunities
- Search for financing
- Analysis of technical, social and financial viability

### 1<sup>ST</sup> PHASE PROMOTION AND DEVELOPMENT

- PROMOTION**
  - Evaluation of the environmental impact
- DEVELOPMENT**
  - Environmental formalities
  - Obtaining permits and licences
- ENGINEERING/DESIGN**
  - Design of the facilities

### 2<sup>ND</sup> PHASE CONSTRUCTION

- CONSTRUCTION**
  - Civil engineering works
  - Internal logistics
  - Supervision during project construction
  - Plant commissioning

### 3<sup>RD</sup> PHASE OPERATION

- ENERGY PRODUCTION**
  - Power generation (MW, MWp)
  - Sale of electricity
  - Sale of carbon credits and renewable energy certificates
- OPERATION, MAINTENANCE AND ASSET MANAGEMENT**
  - Operation of the plant
  - Supervision and maintenance services

### DECOMMISSIONING PHASE

- Restoration of the site to its original state



Arcos del Coronadero wind farm and Corral de Espino photovoltaic solar plant (San Bartolomé de Tirajana, Gran Canaria, Spain).

In 2022 we arranged our first sustainable financing, aligned with the Sustainable Development Goals. This is a novel and innovative formula in the sector, exclusively intended for projects certified as fully sustainable.

### Financing to strengthen our growth

As part of our growth and expansion strategy and due to our incorporation on the Continuous Market, we became the first publicly listed renewable energy company in 2021.

In October 2022 we arranged, with a consortium of six entities coordinated by BBVA, our first sustainable financing amounting to €85.5 million.

The loan, aligned with the Sustainable Development Goals, is a novel and innovative financing formula in the renewable energy sector, exclusively intended for projects certified as fully sustainable. The objective of this financing is to accelerate the Company's growth and reinforce our international expansion.

We also arranged the financing of the Expansion of the Llanos de la Aldea 1 photovoltaic plant in Gran Canaria, amounting to €18 million, provided by local investors.

In the context of our investment commitment, on 28 November 2022 we launched the "Green Commercial Paper Programme ECOENER 2022" on the Alternative Fixed-Income Market (MARF) with a value of €50 million and maturing in 12 months.

Payments for bonds and securities amounting to €6.412 thousand.

### Innovation as a key element of our projects

At Ecoener we understand innovation as a transformative mechanism that allows us to achieve our differential goals. Thus, we incorporated it as an element inherent to the execution of our activity, including the capacity to drive the generation of renewable energy. Innovation is present both in the development of new projects and in the daily operation of the facilities.

#### ★ PIONEERS IN THE DEVELOPMENT OF HYBRIDISATION PROJECTS

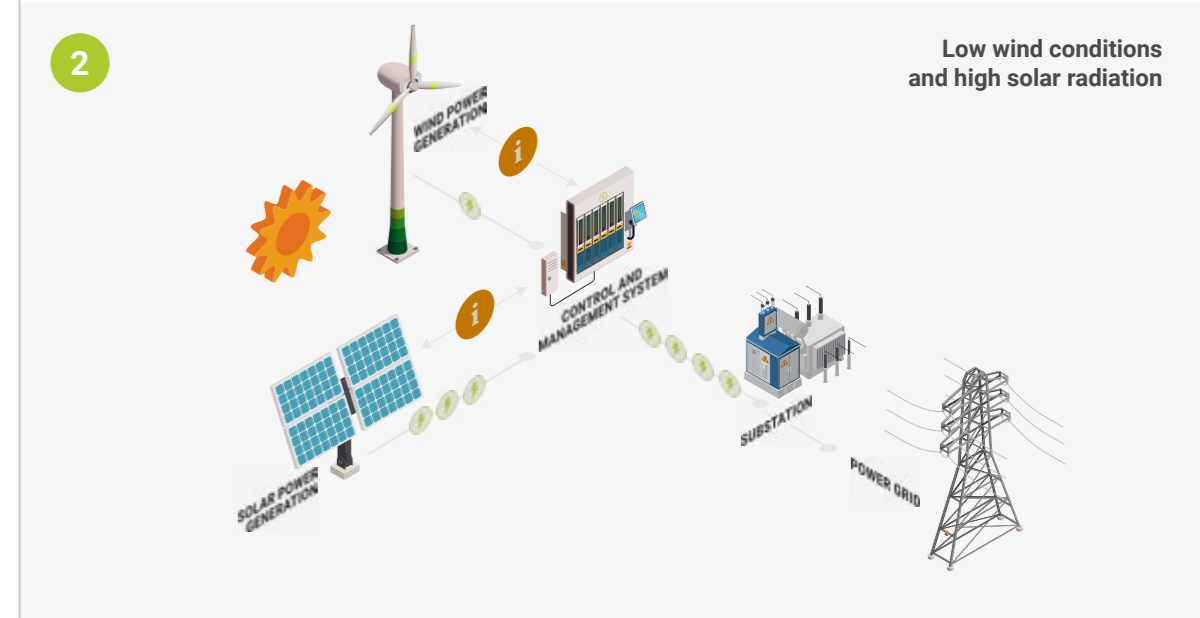
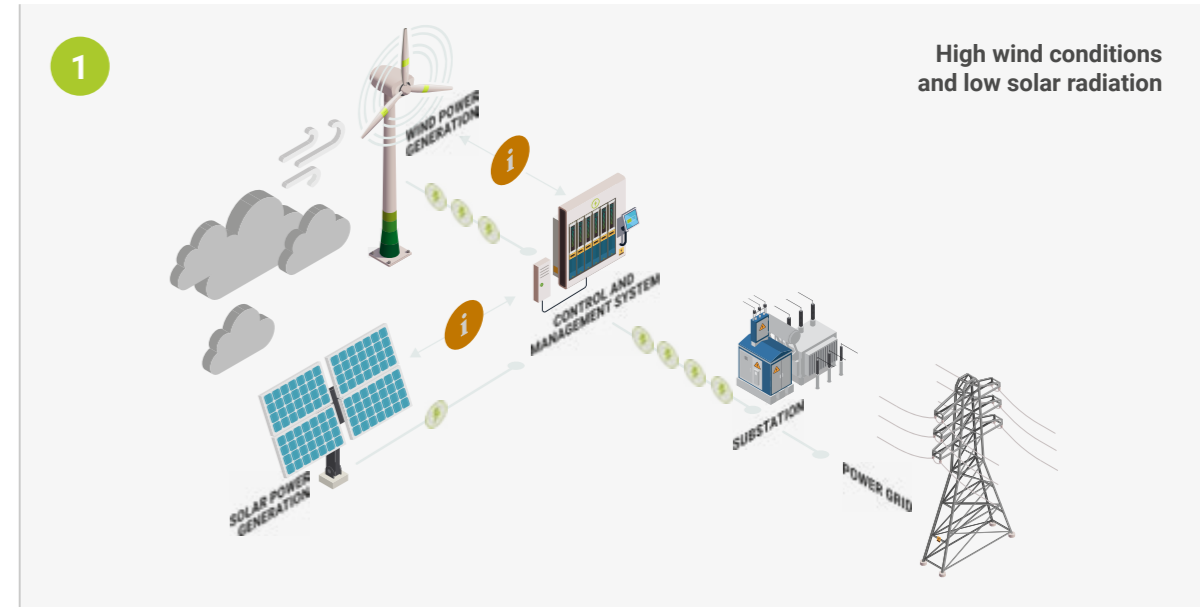
These projects are characterised by the combination of two or more technologies or renewable origin that contribute to optimise the use of the available energy resources. Thus, for the same access power, production hours are increased throughout the year. The advantage of these systems is the reduction in costs, since they allow us to leverage the existing evacuation infrastructures and share the same point of connection to the power grid. Also, the combination of technologies also reduces environmental impact, thanks to land use.

Our hybridisation projects are characterised by the combination of wind energy and solar photovoltaic energy. The objective is to be able to alternatively product solar photovoltaic energy and wind energy, depending on the prevailing weather conditions, thereby guaranteeing a more stable and efficient energy supply.

#### HYBRIDISATIONS

Diagram of a hybridisation in the following conditions:

1. High wind resource and low solar radiation.
2. High solar radiation and low wind conditions.



i Information and data intercommunication

**DIGITALISATION FOR MORE EFFICIENT PROCESSES**

The implementation of digitalisation measures has allowed us to significantly increase the security of our information and the productivity of our teams, in addition to adapt to the new reality defined by the relocation of the work.

This represents a breakthrough for the Company in the context of technological innovation regarding information processing. The actions taken include, namely, the following:

- Package of innovative tools for information processing, creation and flow. It represents a direct improvement in productivity, information security, communication and working collaboratively on documents.
- Storage system. It significantly increases the security of our information and allows us to relocate critical systems.
- Data processing software. It improves operating efficiency, increases productivity and expedites workflows.
- Middleware connector for filing tax returns. It facilitates seamless information exchange between applications.
- Renewal of physical servers and network electronics.
- Renewal of printers. Significant energy savings arising from greater efficiency and digitalisation capacity.
- Improved connectivity through the acquisition of video conferencing devices.
- Improved productivity and efficiency for the engineering and efficiency departments due to the acquisition of new design and engineering software licence versions.

Thanks to the digitalisation of some processes, we have achieved greater productivity and efficiency of the teams.

La Florida 3 wind farm and Llanos de la Aldea I photovoltaic facility (San Bartolomé de Tirajana, Gran Canaria, Spain).



**WE IMPROVE INFORMATION SECURITY**

At Ecoener we are committed to protecting and safeguarding the information we handle in the course of our activity, understanding it as a sensitive resource of great importance.

We apply adequate measures and processes to guarantee the confidentiality and integrity of the information, giving great bearing to online cybersecurity.

Some of the measures adopted are as follows: implementation of the two-factor authentication for email access as a protective measure against cyber-attacks; installation of new servers and creation of a replication of the domain controller server in an external cloud; segmentation of user, server and backup networks with the aim of reducing the propagation of viruses and updating the operating system of the devices that selectively control data traffic.

Furthermore, there is a package of measures initiated this year that are in the process of being implemented at parks and power plants. They reflect Ecoener's effort to improve network security at our facilities:


- Installation of devices at farms and power plants that will enable the creation of private networks for external communications with traders and remote access by our technicians.
- Development of Policies that make it possible to control Internet and email access.
- Segmentation of the network for isolating critical elements in equipment with Internet access.
- Installation of a device in each of the facilities that will enable them to make a backup

of the data monitoring, control and acquisition systems.

We strive to improve information security and guarantee a secure environment both for the Company and for our stakeholders.

Lalín wind farm (Lalín, Galicia, Spain).

Aldea Blanca I, II and III photovoltaic facility (Gran Canaria, Spain)



Las Fuentes II hydroelectric power plant (Guatemala), where we built a deregulation reservoir that returns turbined water to the river so as not to alter its natural course.

### EXPANSION AND INTERNATIONAL PRESENCE OF OUR ASSETS

At Ecoener, we have an ambitious international growth strategy. Consequently, we have an asset portfolio that reflects the motivation of geographical growth and expansion. 2022 saw the start of business development in Poland, Greece and Ecuador, with presence in up to 12 countries.

At 2022 year-end we operate in Spain, Honduras and Guatemala. Furthermore, we develop and build in Spain, the Dominican Republic, Colombia, Panama, Serbia, Georgia, Kenya, Poland, Greece and Ecuador.

● Ecoener Countries

**IN OPERATION AND UNDER CONSTRUCTION:**

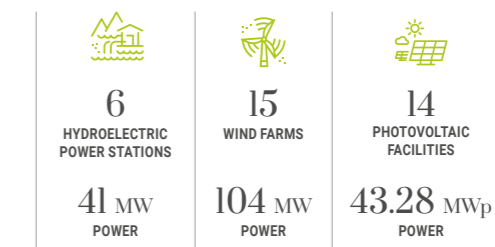
**ECOENER COUNTRIES 12**

**FACILITIES 46**

**POWER 422 MW**






### LOCATION OF ECOENER IN SPAIN



In 2022, Ecoener was present in 12 countries. In Spain it maintained its activity in Galicia and strengthened its presence in the Canary Islands, specifically the island of La Gomera, transforming it into an energy-sustainable island.

For a comparative with previous financial years, see Table 2 of Appendix I at the end of this document. MW (water and wind) || MWp (photovoltaic)



## Our assets

	ASSETS IN OPERATION	ASSETS UNDER CONSTRUCTION	ASSETS IN DEVELOPMENT
	52	3	513
	104	0	234
	46	217	709
<b>TOTAL</b>	<b>202</b>	<b>220</b>	<b>1456</b>

For a comparative with previous financial years, see Table 2 of Appendix I at the end of this document. MW (hydro and wind), MWp (photovoltaic)

## Evolution of our assets



### ASSETS IN OPERATION

2021  117  
2022  202


### ASSETS UNDER CONSTRUCTION

2021  143  
2022  220

### ASSETS IN DEVELOPMENT

2021  1522  
2022  1456

## 2022 production by technology

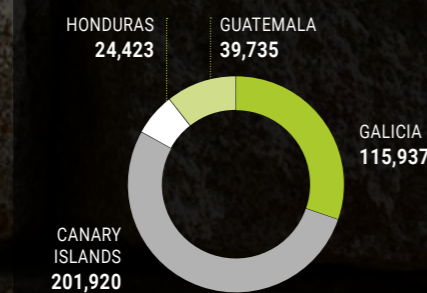


## Evolution of our assets in operation by country



For a comparative with previous financial years, see Table 3 of Appendix I at the end of this document

## 2022 production by territory



At Ecoener, we have promoted our global vocation driven by the same principles both in Spain and abroad. Thus, in 2022 we commissioned six wind farms, achieving an operating power of 202 MW.

## Commissionings in 2022

La Florida 3 (Canary Islands)
Jedey (Canary Islands)
La Sabina (Canary Islands)
Las Tricias (Canary Islands)
Tijarafe (Canary Islands)

## 382,014 MWh of power generated in 2022 at all our facilities

In order to achieve our goals, we are continuously working on consolidating our markets and exploring new opportunities to expand our portfolio in other locations. Worth noting in 2022 was our positioning in Colombia and the Dominican Republic.

In 2022 our international vocation was acknowledged by Spanish Stock Exchanges and Markets (BME), being candidates for the 2022 "European Small and Mid-Cap Awards" in the International Star category as the best European SME.

## OUR ASSET PORTFOLIO IN OPERATION

### WIND FARMS

La Florida 3 (Canary Islands)	Jedey (Canary Islands)	La Sabina (Canary Islands)	Las Tricias (Canary Islands)	Tijarafe (Canary Islands)
19.2 MW	2.35 MW	2.35 MW	2.35 MW	2.35 MW
Timijiraque (Canary Islands)	Llanos de la Aldea (Canary Islands)	San Bartolomé (Canary Islands)	La Caleta (Canary Islands)	Las Casillas I (Canary Islands)
2.35 MW	20 MW	9.2 MW	5.6 MW	4 MW
El Rodeo (Canary Islands)	Lomo del Moral (Canary Islands)	Arcos del Coronadero (Canary Islands)	Ouroi (Galicia)	Lalín (Galicia)
4.8 MW	4 MW	4 MW	18 MW	3 MW

### PHOTOVOLTAIC POWER STATIONS

Llanos del Sur (Honduras)	Bocabarranco (Canary Islands)	Barrando de la Grea (Canary Islands)	Juncalillo del Sur (Canary Islands)	Corral de Espino (Canary Islands)
16.22 MWp	2.35 MWp	2.35 MWp	2.35 MWp	2.35 MWp
La Tartaguera (Canary Islands)	Aldea Blanca I (Canary Islands)	Aldea Blanca II (Canary Islands)	Aldea Blanca III (Canary Islands)	Aldea Blanca IV (Canary Islands)
2.35 MWp	2.35 MWp	2.35 MWp	2.35 MWp	2.35 MWp
Llanos de la Aldea I (Canary Islands)	Llanos de la Aldea II (Canary Islands)	Llanos de la Aldea III (Canary Islands)		
3.10 MWp	2.58 MWp	2.58 MWp		

### HYDROELECTRIC POWER STATIONS

Peneda (Galicia)	Landro (Galicia)	San Bartolomé (Galicia)	Arnoya (Galicia)	Cierves (Galicia)
10 MW	9.2 MW	1.2 MW	10 MW	5 MW
Xestosa (Galicia)	Las Fuentes II (Guatemala)			
2.9 MW	14.2 MW			

## OUR ASSET PORTFOLIO UNDER CONSTRUCTION

### PHOTOVOLTAIC POWER STATIONS

Cumayasa I (Dominican Republic)	Cumayasa 2 (Dominican Republic)	Marfú (Canary Islands)	Mejias (Canary Islands)	Sequero (Canary Islands)
60.04 MWp	35.56 MWp	2.4 MWp	2.4 MWp	2.4 MWp
Carrizal (Canary Islands)	Sunnorte (Colombia)	Llanos de la Aldea I expansion (Canary Islands)	La Rosa (Canary Islands)	Tibitó (Colombia)
2 MWp	41 MWp	1.6 MWp	2.7 MWp	6 MWp
Playita I (Dominican Republic)				
60.04 MWp				

### HYDROELECTRIC POWER STATIONS

Cierves expansion (Galicia)
3.1 MW

INVESTMENT €14.5 million

POWER TOTAL 12 MW

POWER SUPPLY CAPABILITY +11,000 homes

REDUCTION OF CO<sub>2</sub> EMISSIONS 23,000 T



### TIJARAFE, TIMIJIRAUQUE, TRICIAS, LA SABINA AND JEHEY WIND FARMS ON THE ISLAND OF LA GOMERA

The construction and commissioning of the five new wind farms in San Sebastián de la Gomera (Canary Islands) will transform the island of La Gomera into a fully energy-sustainable island. Also, the new facilities have Enercon E82 wind turbines and a power of around 12 MW, which entailed an investment of nearly €14.5 million.

The projects will be endowed with the latest innovations in both energy efficiency and in aspects related to environmental protection. They will avoid the emission of more than 23,000 tonnes of CO<sub>2</sub> to the atmosphere and will have the capacity to supply renewable energy to nearly 11,000 households, thereby exceeding the island's current demand.



Photos of the construction process of the wind farms built on La Gomera.



02.  
Governance



# Governance structure and regulatory framework

Our governance structure is headed by the Board of Directors. Also, in order to ensure the proper management, control and supervision of the Group, we have an Audit Commission, a Sustainability Commission and Appointment and Remuneration Commission. The functions of the Commissions are set out in the Regulation of the Board of Directors.

In the Ecoener Group we define a structure that allows us to drive our good governance model and promote a culture based on principles of accountability.

## CAPITAL STRUCTURE

71% LUIS DE VALDIVIA S.L.












29% INSTITUTIONAL AND PROFESSIONAL INVESTORS

## Board of Directors

The Board of Directors is the highest governance body of the Ecoener Group. It is made up of professionals with different knowledge, experience and background, which enriches the Board due to the variety of its members. Also, its activity is governed by the principles and recommendations set out in the Good Corporate Governance Code of the Spanish National Securities Market Commission (CNMV).

The Board's responsibilities include the management and development of the Group's sustainability policies, ensuring compliance with ESG criteria and management of its impacts.

1. On 25 March 2022, Carlos González resigned as proprietary director of the Board of Directors. On 29 March 2022, the shareholders at the Annual General Meeting appointed Rafael Canales as proprietary director to fill the vacancy left by Carlos González's resignation.

-  • **Luis de Valdivia**  
Chairman and CEO
-  • **Fernando Rodríguez**  
Deputy Chairman and CEO
-  • **Eduardo Serra Rexach**  
Proprietary Director
-  • **Ana Palacio**  
Proprietary Director
-  • **Rafael Canales**  
Proprietary Director
-  • **Inés Juste**  
Independent Director
-  • **Juan Carlos Ureta**  
Independent Director
-  • **María Eugenia Girón**  
Independent Coordinating Director
-  • **Fernando Lacadena**  
Independent Director
-  • **Dean Tenerelli**  
Independent Director
-  • **Ignacio Gómez-Sancha**  
Non-Director Secretary

Directors are appointed and selected according to the Director Selection Policy. The objective is to ensure that directors are appointed or re-elected based on the previous analysis of the competencies required by the Board of Directors. Hence, selection is carried out on the basis of performance, integrity and diversity.

With the aim of facilitating access to document information, the Board of Directors has a completely secure and confidential Intranet. Each Director and the Secretary has a personal access to the "Director's Portal"; also, the commissions have their own section where they can also share information.





Ecoener's Board of Directors participates actively in the company it represents, not only by forming part of the Board but also having first-hand knowledge of the business.

In 2022 its members visited the facilities in the Canary Islands and attended the commissioning of the largest renewable energy complex in the Canary Islands (built and operated by Ecoener). The members took advantage of the visit to hold a Board meeting.

They also attended the ceremony where Luis de Valdivia, Chairman of Ecoener, received the Ernst & Young Entrepreneur of the Year 2022 award for Galicia.

## Audit Commission

The Audit Commission is made up of three independent directors. Its functions include, namely, to ensure the effectiveness of the internal control of the Company (internal audit department and risk management system, inter alia), in addition to controlling the Company's financial and non-financial information.


-  • **Fernando Lacadena**  
Chairman, Independent Director
-  • **Dean Tenerelli**  
Independent Director
-  • **Juan Carlos Ureta**  
Independent Director
-  • **Ignacio Gómez-Sancha**  
Secretary



Visit of the Board of Directors to the Gran Canaria facilities.

## Appointment and Retribution Commission

The Appointment and Retribution Commission is made up of three independent members. They are in charge of submitting proposals to the Board of Directors on the remuneration policies of directors, the verification of information on the remuneration of directors and their executive functions, in addition to other functions.

-  • **María Eugenia Girón**  
Chairman, Independent Director
-  • **Fernando Lacadena**  
Independent Director
-  • **Inés Juste**  
Independent Director
-  • **Ignacio Gómez-Sancha**  
Secretary

## Sustainability Commission

The Sustainability Commission is composed of three members, two independent and one proprietary. Their main functions are, inter alia, to drive and supervise Ecoener's actions in terms of sustainability, Corporate Social Responsibility and environmental responsibility, in addition to monitoring and enforcement of the Code of Conduct.

Ecoener's Sustainability Commission materialises the Company's commitment to driving sustainability at all levels, including ESG aspects in the decision-making process.



• **Inés Juste**  
Chairman, Independent Director



• **Dean Tenerelli**  
Independent Director



• **Ana Isabel Palacio**  
Proprietary Director



• **Fernando Rodríguez**  
Secretary

### MEETINGS OF THE BOARD OF DIRECTORS AND THE DIFFERENT COMMISSIONS IN 2022

	BOARD OF DIRECTORS	AUDIT COMMISSION	AUDIT COMMISSION	SUSTAINABILITY COMMISSION
No. of meetings	8	6	8	2
Attendance	93.75 %	94.43 %	100 %	100 %

## Regulatory framework

At Ecoener we are committed to the responsible and sustainable management of our activity. For this reason, the regulatory framework is made up of a set of corporate policies and codes, which are applicable and of reference across the Ecoener Group. We apply the same standards in all the locations where we are present.

- **Remuneration Policy for the Directors of "Grupo Ecoener, S.A."**
- **Shareholder Communication Policy**
- **Corporate Tax Policy**
- **Corporate Governance Policy**
- **Shareholder Remuneration Policy**
- **Director Selection Policy**
- **Internal Control System Policy (ICFR and ICNFRS)**
- **Human Rights Policy**
- **Community Relations Policy**
- **Sustainability Policy**
- **Code of Conduct**
- **Regulation of the Annual General Meeting**
- **Regulation of the Board of Directors**
- **Internal Code of Conduct for Securities Markets**



Ouroil wind farm (Lugo, Galicia, Spain).



## Fernando Rodríguez

Deputy Chairman of Ecoener

### INTERVIEW

## “For us, Good Governance means establishing the best actions that support the way we do things”

**Twenty years in the company holding high-profile positions such as Director of Legal Advisory Services and CEO of the Central America Area. Since 2021 Fernando Rodríguez is Deputy Chairman of Ecoener, Legal Director and Secretary of the Sustainability Commission. He carries the Company's values in his professional DNA and understands governance as an essential element for facilitating transparency and strengthening corporate management.**

• **In the application of ESG criteria in the corporate sphere, one of the key -and we could say decisive- letters is 'G' for Governance. What aspects govern Ecoener's corporate governance?**

Good governance is essential, since the pressure for organisations to be transparent and socially responsible is greater than at any other moment in history. Demonstrating good governance implies creating an appropriate framework of rules, relationships, systems and processes, including the mechanisms for making the people of an organisation accountable.

At Ecoener, Governance is an essential element for contributing both to the Company's sustainability and good reputation vis-à-vis its shareholders and stakeholders.

• **What does Good Governance mean to the Company and what are the benefits of its application?**

For Ecoener, Good Governance means establishing the best actions the support our way of doing things, implementing a solid business structure and with a culture of transparency and accessibility to information.

The Company has an important and rigorous set of rules aimed at promoting the transparency of its actions and guaranteeing the proper functioning of its governing bodies. We do not understand these texts as closed or static codes, but rather as documents undergoing permanent change and review, which is regularly adapted to new recommendations that arise and to national and international best practices.

• **How is Ecoener's slogan “Our energy comes from our people” applied in the Company's daily activity?**

A company is what its people are. We have people who are well acquainted with Ecoener's way of working, know how to work as a team, with effort, with sacrifice,

paying attention to detail and seeking excellence on a daily basis.

All this affects the personal satisfaction of each person and, thus, the Company's results.

• **And lastly, what are the challenges for the new period?**

At Ecoener we have been complying with many of the aspects set out in ESG criteria for 30 years. Even before being a listed company and being affected by these criteria, we were already concerned about caring for the environment, society and the transparency of our management.

During the pandemic, we focused mainly on immediate concerns, namely the proper and adequate attention to all our personnel. But now our Board of Directors and management team are focused, with a broader panorama of what our development horizons are, on addressing the aspects that give the Company greater scope: purpose, values and long-term vision as a commitment to the future.

# Ethical and responsible management model

At Ecoener we acquire commitments based on honesty and transparency in order to guarantee the ethical and responsible management of our activity. In this connection, the Code of Conduct establishes the principles and values that set out the guidelines to be followed in our relationship with all our stakeholders. These premises for joint action seek to prevent and avoid behaviour contrary to ethical standards.

Furthermore, the principles set out in the Code of Conduct are aimed at combating any type of corruption and bribery, in addition to money laundering and financing illegal activities. In this context, the main risks assessed are those relating to corruption between individuals, favourable treatment or payments to individuals, in addition to risk of corruption with public administrations and bribery.

The Ethics Committee is the body that guarantees compliance with the Code of Conduct,

managing any breaches and queries that may arise in this regard. We have a public and accessible whistleblowing channel, both for employees and external persons, through which they can report any situation that may be considered to contravene the provisions of our Code of Conduct.

Furthermore, in the context of our commitment to the ethical values of responsible actions, we have implemented a Human Rights Policy. This policy formalises our commitment to protect, respect and ensure compliance with internationally recognised human rights, in addition to our responsibility with the territories where we work.

All Ecoener's employees have received training in Human Rights, three hours of training per person on average. In addition, we are developing a supply chain monitoring control system to guarantee that there are no violations of human rights throughout the value chain.

We are currently immersed in the process of updating the compliance system, which is aimed at identifying and classifying operating and legal risks. Likewise, we are updating the risk map, which includes ESG criteria, and identifying corrective measures and the degree of exposure to each potential risk.



Water reuse at the San Bartolomé hydroelectric power plant, located in Fragas do Eume (Galicia, Spain).

## Cross-cutting integration of sustainability

The Company has the highest level of commitment to sustainability and implies its integration at all levels, making it a strategic priority in the development of our business model.

Through our Sustainability Policy we guarantee the adoption of best practices, establish the basic action principles for sustainability management and consolidate the Company's commitment in the economic, social, environmental and good governance areas.

### Sustainability Policy

- **Sustainable economic growth**

The sustainability and long-term vision of our projects are the best way to protect the environment, our investments and guaranteeing the sustainable growth of the Company. This is and has always been our way of doing things.

- **Ethics, integrity and responsibility**

We promote Corporate Governance best practices, ensuring compliance with the legislation and regulations of the countries where we operate, assuming the commitments set out in international protocols and standards as our own.

- **Care for the environment**

We adopt the best practices for conserving and preserving nature, integrating our facilities in the natural environment, guaranteeing due diligence processes and fulfilling environmental legislation. We are a key actor in the energy transition and fight against climate change.

- **Commitment to employees and communities**  
Respect for the dignity of people is a key premise in our way of doing things. We ensure decent work environments and promote the development of the local communities in the territories where we are present. We also consider dialogue with stakeholders to be our main tool for building solid relationships.

Lalín Wind Farm (Lalín, Galicia, Spain).



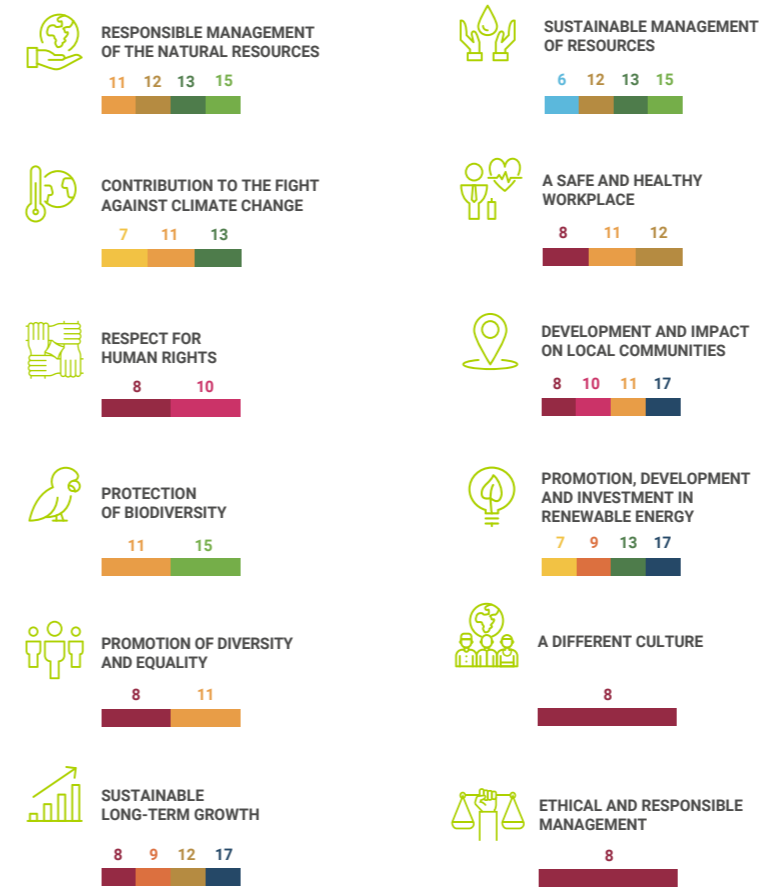
Our **Strategic Operational Sustainability Plan 2020-2023** includes the Company's strategic priorities and defines the roadmap for achieving our sustainability goals. The Sustainability Commission is in charge of drafting and monitoring it.

**2020-2023 OPERATIONAL SUSTAINABILITY STRATEGIC PLAN**

ESG CRITERIA	STRATEGIC AXIS	GENERAL GOAL	LINE OF ACTION
Environmental	Commitment with the natural environment	Caring for the environment, guaranteeing respect and care for the natural surroundings and having the necessary resources to ensure the least possible impact of our activity.	<ul style="list-style-type: none"> <li>Responsible management of the natural resources</li> <li>Protection of biodiversity</li> <li>Sustainable water management</li> <li>Contribution to the fight against climate change</li> <li>Promotion, development and investment in renewable energy</li> </ul>
			<ul style="list-style-type: none"> <li>A safe and healthy workplace</li> <li>Promotion of diversity and equality</li> <li>A different culture</li> </ul>
Social	Commitment to our employees	Promote and guarantee decent, fair and favourable working conditions for all employees.	<ul style="list-style-type: none"> <li>A safe and healthy workplace</li> <li>Promotion of diversity and equality</li> <li>A different culture</li> </ul>
	Commitment to communities and societies	Facilitate the generation of value and establish strong and trusting relationships with the communities present in the territories where we are present.	<ul style="list-style-type: none"> <li>Respect for human rights</li> <li>Development and impact on local communities</li> </ul>
Economic and Governance	A responsible and different business	Promote a corporate culture in which transparency, integrity, trust and long-term vision are a part of the Company's essence.	<ul style="list-style-type: none"> <li>Sustainable long-term growth</li> <li>Ethical and responsible management</li> </ul>

★ Throughout this report, reference is made to the most significant measures adopted in 2022 within the framework of the Strategic Operational Sustainability Plan 2020-2023.

**OUR MAIN CONTRIBUTION TO THE SUSTAINABLE DEVELOPMENT GOALS**



Provision of school supplies to a school near the Cumayasa 1&2 photovoltaic plant.

**Contribution to the Sustainable Development Goals in 2022**

At Ecoener we understand that our activity and its execution must be aligned with the Sustainable Development Goals (SDG) established by the United Nations in 2015. We are aware of our ability to act locally and contribute positively to the Objectives of the 2030 Agenda.

For this reason, our Strategic Operational Sustainability Plan is aligned with most of the SDGs. We reflect our contribution through the different lines of action, actions and programmes.



### GUARANTEEING ACCESS TO AFFORDABLE, SAFE, SUSTAINABLE AND MODERN ENERGY

- Our main activity as renewable energy producers contributes directly to the current global challenge. We have 35 renewable energy facilities that allow us to generate a power of 202 MW.
- 382,014 MWh of renewable energy sold.
- We have avoided the emission of 191,068 tonnes of CO<sub>2</sub> to the atmosphere and have provided electricity to 95,504 families in 2022.
- The construction of the five wind farms on the island of La Gomera will allow us to supply renewable energy to nearly 11,000 households (exceeding current demand) and will avoid the emission of 23,000 tonnes of CO<sub>2</sub> to the atmosphere.



### BUILDING RESILIENT INFRASTRUCTURES, PROMOTING SUSTAINABLE INDUSTRIALISATION AND FOSTERING INNOVATION

- In 2022 we commissioned six new wind farms, representing the generation of more than 31 MW of power.
- We understand innovation as a transformative mechanism and a key element of our projects. We are pioneers in the development of hybridisation projects. In this way, we guarantee a more stable and efficient energy supply.
- In 2022 we initiated the development of measures to improve network security at our facilities.



### REDUCING INEQUALITY IN AND BETWEEN COUNTRIES

- We promote access to culture and sport as social cohesion factors through our contribution and commitment to the territories where we carry on our activity.
- In 2022 we invested €161,605.80 in social projects and €27,000 in sports through sponsorships and collaboration agreements.



### MAKING CITIES MORE INCLUSIVE, SAFER, MORE RESILIENT AND MORE SUSTAINABLE

- The commitment to innovation in favour of durability, protection of ecosystems and their services, and the coexistence of the communities with the facilities.
- We protect cultural heritage. We avoid affecting heritage elements from the design phase and, for this reason, during the project development phase we have archaeologists in the area who make an inventory of the heritage assets documented during the prospection and evaluation of the heritage assets aimed at properly preserving and managing these assets during the construction phase.

Landro hydroelectric power plant (Ouro, Lugo, Galicia).



## Through our Strategic Operational Sustainability Plan we act to contribute to the fulfilment of most of the SDGs set out in the 2030 Agenda.



### ADOPTING URGENT MEASURES TO COMBAT CLIMATE CHANGE AND ITS EFFECTS

- In 2022 we calculated and verified our carbon footprint for Scopes 1 and 2 in accordance with the ISO 14064-3 Standard "Specification with orientation for the validation and verification of declarations on greenhouse gases".
- We launched the "Green Commercial Paper Programme ECOENER 2022" on the Alternative Fixed-Income Market (MARF) with a value of €50 million.
- We respect biodiversity and ecosystems in all the territories where we carry on our activity and in every phase of the project. We establish mitigation measures to strengthen the responsible management of the natural environment.



### SUSTAINABLY MANAGING FORESTS, FIGHTING DESERTIFICATION, STOPPING AND REVERSING SOIL DEGRADATION, STOPPING BIODIVERSITY LOSS

- All our corporate material is printed in compliance with the Forest Stewardship Council (FSC) certificate.
- We implemented Pro-Bird technology to reduce the risk of collision of the most sensitive birds, installed cameras to monitor birds and painted the tips of the wind turbine blades in red to increase their visibility and prevent birds from colliding with them. With regard to hydroelectric power plants, we have fish barrier and ladder systems that enable passage taking advantage of the river's gradient.
- At the Cumayasa I photovoltaic plant we minimise the impacts of the project on the existing autochthonous flora and vegetation by applying protection, revegetation measures and transferring individuals of endangered species.
- Planting of vegetation screens in an area of the San Bartolomé de Tirajana wind and photovoltaic complex with the aim of fulfilling a dual function: to serve as a natural barrier to mitigate the passage of suspended particles and improve the landscape.



### PEACE, JUSTICE AND SOLID INSTITUTIONS

- At Ecoener we have a Code of Conduct that establishes the principles and guidelines to follow in our relationship with each of our Stakeholders. Furthermore, it is aimed at combating corruption and bribery. The Ethics Committee represents the body that guarantees the fulfilment of said code. We have a whistleblowing channel to be able to report any action that is considered to breach it.
- We have a Human Rights Policy in place that materialises our commitment to protect, respect and ensure compliance with internationally recognised human rights. All of Ecoener's employees have received Human Rights training.



03.  
Environment



# Environmental management and protection

We assume environmental sustainability as part of our identity, adopting responsibility towards environmental protection as a priority in accordance with the particularities of each project. To this end, we provide the necessary resources to mitigate the potential impacts arising from the execution of our activity.

The integration of the facilities in the natural environment is an essential factor when planning and implementing the different projects. In order to guarantee this premise, a comprehensive study of the environmental elements of each of the chosen locations is carried out. In this way we build with the local materials of each area and guarantee the maximum integration of the facilities in the landscape.

Planting around the El Rodeo wind farm and Alda Blanca I, II and III photovoltaic plants in Gran Canaria.

As pioneers in environmental integration, we bury electrical elements or integrate them in the buildings, soundproof our power plants so as not to interfere with the sound of nature, we adapt accesses to the facilities and we also protect the migratory movement of species.

★ Our commitment to the environment extends to our relationship with suppliers. For this reason, we include clauses relative to the establishment of environmental good practices and protection in all our contracts.

Vegetation screen planting process, an environmental measure carried out at our facilities in the Canary Islands.



Environmental respect is part of our identity, so we use local materials in the construction of each project and guarantee maximum integration into the landscape.



PHOTOVOLTAIC FACILITIES WITH VEGETATION SCREENS

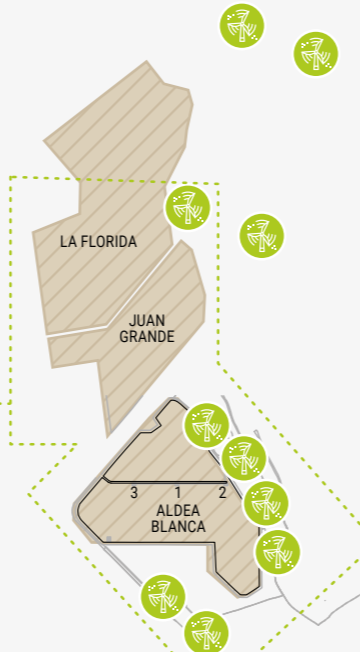
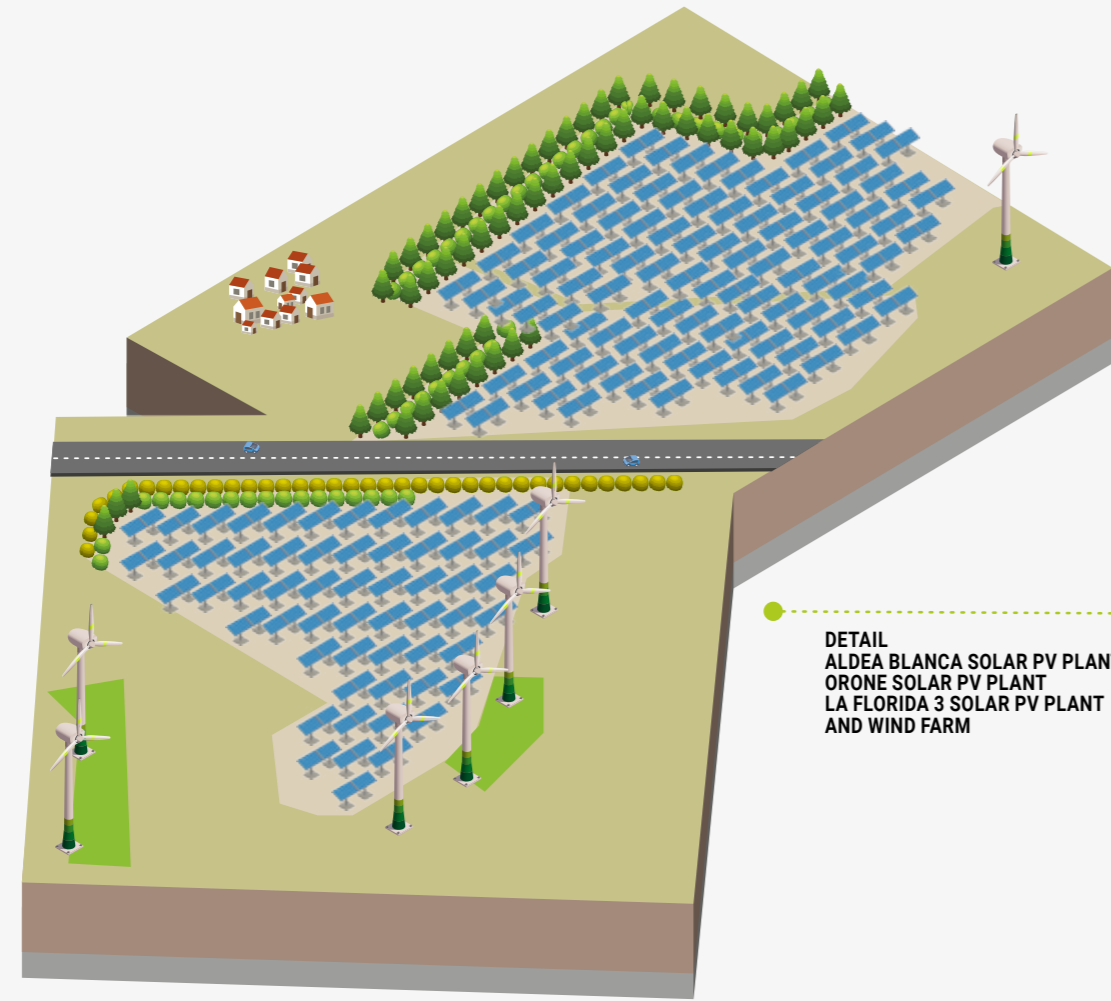
IRRIGATION AREAS

*Casuarina equisetifolia*  
(MARITIME PINE)

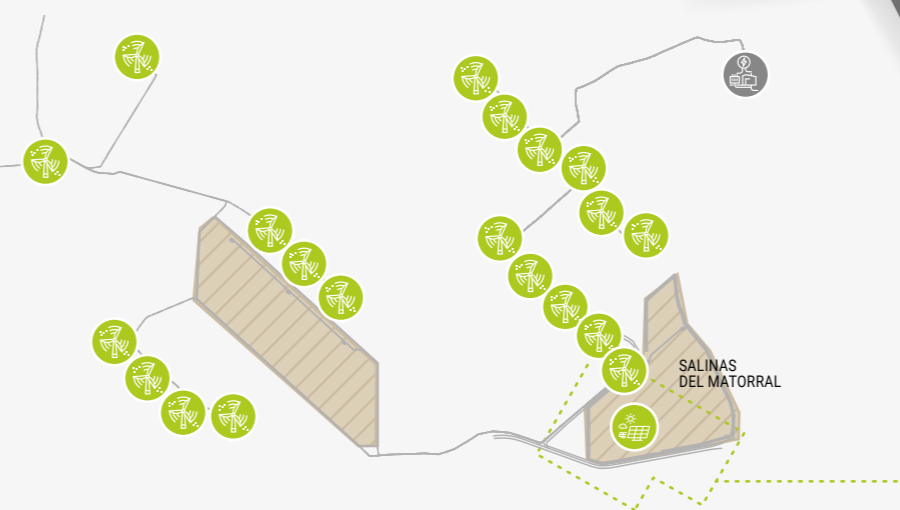
*Tamarix canariensis*  
(CANARY ISLAND TAMARISK)

*Plocama pendula*  
(BALO)

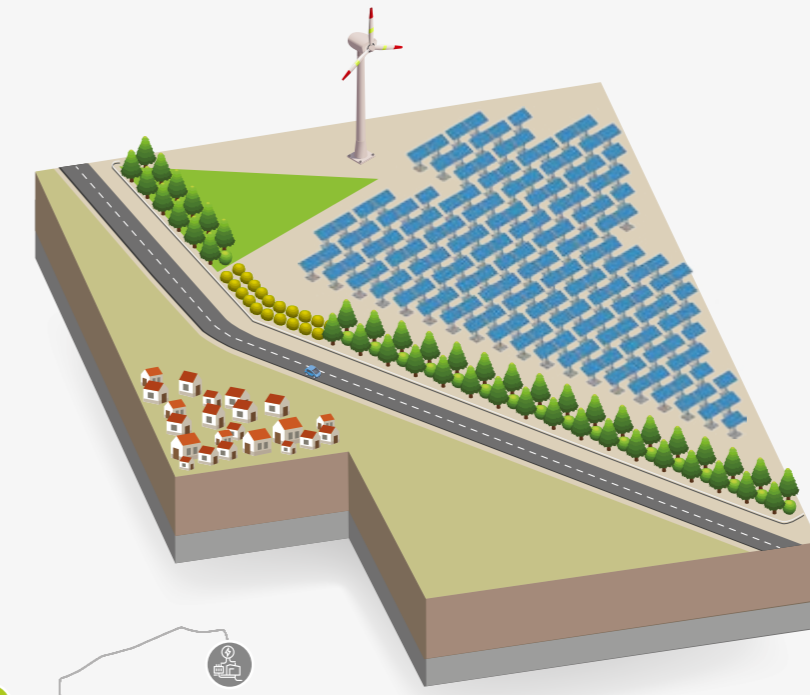
CROSS-CUTTING SECTIONS  
VEGETATION SCREEN



DETAIL  
ALDEA BLANCA SOLAR PV PLANT  
ORONE SOLAR PV PLANT  
LA FLORIDA 3 SOLAR PV PLANT  
AND WIND FARM



DETAIL  
BARRANCO DE LA GREA SOLAR PV PLANT  
BOCABARRANCO SOLAR PV PLANT



€112,259.65

INVESTMENT IN  
VEGETATION SCREENS

### ★ Environmental Landscape Enhancement in the Canary Islands

Our activity on the island of Gran Canaria is basically concentrated in the Municipal Council of San Bartolomé de Tirajana, where we make every effort to contribute to the well-being of its inhabitants. This commitment is materialised in the improvement of the landscape and air quality in the vicinity of our facilities.

Most of our facilities are located in degraded agricultural land, in a state of abandonment, where there is waste such as plastics from old greenhouses, in addition to rubble and uncontrolled landfills. This land is characterised by its aridity and significant deficiency of organic matter. These adverse conditions, added to high soil salinity, hinder plant development and life.



In 2022, vegetation screens were planted in an area of the San Bartolomé de Tirajana wind and photovoltaic complex, specifically in the inhabited areas of Juan Grande and Salinas del Matorral (Gran Canaria). These screens consist of a combination of trees and shrubs endemic to the archipelago of the Canary Islands: coastal she-oak or maritime pine, Canary Island tamarisk and *Plocama pendula* occupy a surface area of 13,300 m<sup>2</sup>. The planting of vegetation screens is intended to fulfil a dual function: on the one hand, a natural barrier to mitigate the passage of suspended particles and, on the other, to improve the landscape. In order to enable the growth and development of the plants, a drip irrigation system was installed, to which end regenerated wastewater from the Las Palmas II Penitentiary WWTP, near our facilities, was used whenever possible. In the

case of the Salinas del Matorral area, in the absence of a regenerated water irrigation network, we decided to use water from the desalination plant of nearby greenhouses.

In the wind farms that are already built, we seek to fully stabilise the affected land and colonise it with the seeds existing in the soil itself. To this end, we firstly analysed the possibility of installing sprinkler irrigation modules in those areas of wind farms where gravel has not been spread. However, this could only be materialised in the El Rodeo Wind Farm, due to being the only area in which there was an irrigation network available.

In the municipality of Juan Grande, continuous clearing was carried out of the rapid proliferation of herbaceous species. In 2022, at the initiative proposed by the local inhabitants and led by Fefy, we were able to give this plant waste a second life.

In line with this proposal, the waste arising from clearing actions is given to the local inhabitants for use as pasture for livestock in exchange for organic fertiliser to enrich and nourish the soil of our plantations. This is an important action for Ecoener in the context of circular economy and waste recovery.

Revegetation process in the wind farms of La Gomera.



## Josefa Santana Ribero

Neighbour from San Bartolomé de Tirajana, Gran Canaria

### INTERVIEW

# "I take the weeds for my animals and, in exchange, the Company always has fertiliser".

**In the municipality of Juan Grande, where Ecoener has planted vegetation screens in its photovoltaic plants, continuous clearing was carried out of the rapid proliferation of herbaceous species. Although the plant waste was not initially used, since 2022 and at the initiative of Fefy, as Josefa Santana is known, Ecoener was able to give the plant waste a second life, thereby promoting a successful example of circular economy.**

• **When the company Ecoener began to plant the vegetation screen, it was with the objective of integrating its facilities into the landscape and improving its surroundings. However, you, who have got your goat shelter nearby, saw an opportunity for collaboration. What direct benefit do you obtain from the plantation?**

I take the weeds for my animals and, at the same time, clean the sinks, which are the compartments that contain the irrigation water, which the Company has installed. The benefit is direct and immediate, since I can give my animals fresh pasture on a regular basis. It is an exchange in which both parties win, in addition to establishing collaborative links, which are always necessary.

• **You collect the weeds and at the same time give the Company sacks of organic fertiliser to nourish the plantation areas with nutrients. How was the first communication established with the Company to**

**propose this exchange?**

The relationship began in a very natural way, with the person in charge of maintenance and plantation, always in the area. One day, she was fixing the bushes and I



asked her if I could take the weeds as pasture for my animals in exchange for manure. She liked the idea, saying that we could initiate a trade and that she would propose it to the Company. The reply was quick and very positive and, since then, I take the weeds and the Company always has fertiliser readily available.

Soon afterwards, Ecoener became more involved and gave us free access to go in and collect the pasture whenever we needed it.

• **Would you like to keep up this collaboration over time?**

Of course! We have also reached an agreement. When the irrigation hoses break down I call the person in charge of maintenance or the person in charge of the plantation, who are always willing to help and fix them.

• **Do you think your experience could be implemented in other facilities in the area?**

Well yes, because right now animal feed and pasture is very expensive and livestock breeders are getting rid of their animals because they can't afford their upkeep. So this would be a way of saving a lot of money.

• **Apart from the benefit you mentioned earlier, what does this type of collaboration contribute to you personally?**

Both the company and the person in charge of maintenance know it. For me, my animals are my life, so spending half an hour or a whole hour with them is my moment of peace. Being in heaven with them is my enjoyment.



**Can you think of any other way of using the plant waste from the clearing work of the plantations made?**

We could talk to other shepherds to see whether they want the plant waste. In fact, we are doing it right now. There is another shepherd who also uses the pasture from the plantations. Having fresh pasture is important to the animals' well-being, due to which, without a doubt, this is a great opportunity to improve the animals' diet and save money at the same time.

## BIODIVERSITY

★ At Ecoener we have a responsibility towards the protection of biodiversity and ecosystems. To this end, we establish mitigation measures by working on projects to reinforce the responsible management of the natural environment.

The management of the impact on biodiversity is present in every project development phase, from design and construction to the plant commissioning phase. For this reason, we carried out the corresponding environmental procedures and established environmental monitoring plans.

The Environmental Impact studies carried out for each project envisage the possible impacts and risks caused to the natural and socio-economic environment. These studies include preventive and corrective measures, in addition to monitoring all the project phases.



Maintenance of the vegetation screens, an environmental measure only carried out by Ecoener in the Canary Islands.

We protect biodiversity in all our projects. We have installed Pro-Bird technology in our wind farms to protect birds and fish ladders in our hydroelectric power plants that enable the passage of fish.

### ALL OUR FACILITIES PROTECT THE ENVIRONMENT

As proof of our firm commitment to the protection of biodiversity, the implementation of Pro-Bird technology stands out. This technology consists of a system of infrared monitoring cameras and illuminators on the wind turbines, with the aim of reducing the risk of collision. It is an innovative, next-generation system that will allow wind turbines to stop when they detect that a bird is flying towards them.

★ In an effort to bring together innovation and environmental protection, in 2022 we installed cameras to monitor birds in the La Florida 3 wind farm in Gran Canaria and in the wind farms in La Gomera.

In said parks, the shafts of the wind turbines have been painted in gradient green tones to better integrate them with the landscape. The tips of the blades have also been painted in the La Florida 3 Wind Farm with the aim of increasing their visibility and preventing birds from colliding with them.

With regard to hydroelectric power plants, we have fish ladders that enable passage taking advantage of the river's natural gradient. This enables the migratory movements of fish species along the river course.

### CUMAYASA I PHOTOVOLTAIC FACILITIES PROJECT IN DOMINICAN REPUBLIC

★ The Cumayasa I photovoltaic plant in the Dominican Republic is located in an area classified as subtropical rainforest where the vegetation was modified in the past by uprooting trees for livestock breeding activities. As a result, many of the autochthonous species were replaced by other exotic species and by other native species that currently predominate over the autochthonous tree species and endemic flora. In the analysis of the study of the flora, two protected cactus species have been detected: cayuco and pitahaya.

Through our local protected flora management plan, at Ecoener we aim to minimise the impacts of the project on the existing autochthonous flora and vegetation, due to which it was necessary to adopt measures to protect, revegetate and transfer individuals of endangered species.

The individuals of the protected species located in the areas where clearing work is carried out to install solar panels were collected and transferred to the different perimeter zones within the project, forming a vegetation screen. A total of 1,000 different protect plant species were transferred (500 cayuco individuals and 500 pitahaya cuttings).

## SOIL PRESERVATION

At Ecoener we consider the preservation of traditional land use in the territories where we have facilities. In the context of our Sustainability Policy, we strive to contribute to environmental improvement from our leadership position in renewable energy generation.

Our facilities are mainly located on unused land and in abandoned agricultural land plots. We always operate keeping in mind the harmony of the natural environment and the development of the local communities. Therefore, in relation to our commitment to landscape integration, we bury all our lines not only to avoid the visual impact, but also to preserve traditional land use.

Photovoltaic and wind facilities on the island of Gran Canaria.



# Sustainable management of resources

At Ecoener we make efficient and rational use of the necessary resources to guarantee the sustainable management thereof when carrying out our activity. We seek to minimise and mitigate our environmental impacts by promoting the adoption of environmental best practices.

In the Canary Islands we reduced the consumption of water by 76% in the past year, from a consumption of 25,104 m<sup>3</sup> in 2021 to 5,930 m<sup>3</sup> in 2022.

## WATER MANAGEMENT

At Ecoener we manage water in a sustainable way in each of our spheres of work at our offices, construction sites and in the operation of our facilities.

With regard to the water consumed, different sources can be distinguished in accordance with the objective of the consumption. At our offices, the consumption of water is associated only with sanitary use and the supply comes from the municipal network. Furthermore, during the construction phase it is usually acquired through the purchase of cisterns and dedicated to sanitary consumption and to the irrigation process developed with the aim of minimising the emission of particulate material.

At our hydroelectric power plants we have followed the corresponding environmental procedures, identifying the possible impacts on the water. Our hydroelectric power plants do not extract or consume water, are flow plants that obtain and return water to the river, respecting the volume of water intake and its composition.

We currently have seven hydroelectric power plants in operation and are working on the expansion of a power plant located in Galicia, between the municipalities of Ribadavia and Melón.

There is no water consumption during the wind farm operating phase. Furthermore, at our photovoltaic facilities consumption is limited to cleaning the panels installed, supplying the water in cisterns.

★ In alignment with our responsible use of water resources, in 2022 we initiated the process of installing water meters on construction sites and in most of the facilities, thereby obtaining more accurate water consumption data.

The total water consumed in 2022 was 11,437.77 m<sup>3</sup>, of which 5,930 m<sup>3</sup> correspond to the consumption of water in the Canary Islands, a water-stressed area.

## BREAKDOWN OF WATER CONSUMPTION (m<sup>3</sup>)

Offices	235.35
Construction sites	10081.56
Facilities	1120.86

For a comparative with previous financial years, see Table 4 of Appendix I at the end of this document

Local network supply (city council)	235.35
Private network supply (company)	7249.70
Surface water (rivers, lakes, sea)	13.14
Groundwater (wells)	3939.59
<b>Total water consumption</b>	<b>11437.77</b>



Fish ladder from water reuse at the San Bartolomé hydroelectric power plant (Galicia, Spain).

## ENERGY MANAGEMENT

At Ecoener we strive to make responsible use of the energy consumed with the aim of reducing our impact on the environment.

The main consumption of energy linked to the needs of our activity is fuel and electricity consumption. On the one hand, the fuels consumed are used mainly to meet the needs of the vehicle fleet. On the other, the electricity consumed is used mainly for construction site activity and at our offices and comes from the power grid.

In 2022 electricity consumption grew 25% compared to 2021. This is due mainly to the increase in construction site activity in the past year, where the electricity consumed was 3.75 KWh per MW under construction compared to 4.6 KWh in 2021.

## DIRECT AND INDIRECT ENERGY CONSUMPTION

### DIRECT ENERGY CONSUMPTION (l)

Fuel	14,839.93
Diesel	49,997.3

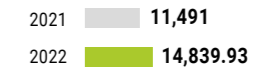
### INDIRECT ENERGY CONSUMPTION (KWh)

Electricity	824,709.30
-------------	------------

For a comparative with previous financial years, see Table 5 of Appendix I at the end of this document.

## DIRECT ENERGY CONSUMPTION (l) IN 2021 AND 2022

### VEHICLES' FUEL



### VEHICLES' DIESEL



## INDIRECT ENERGY CONSUMPTION (KWh) IN 2021 AND 2022

### ELECTRICITY



Through the execution of our activity we help to fulfil the objectives of the Paris Agreement and contribute to the fight against climate change. The greatest contribution is in our own essence: the generation of renewable energy.

★ As proof of this commitment, in 2022 we calculated and verified, by TÜV SÜD, the carbon footprint for Scopes 1 and 2.

#### SCOPE 1 (tCO<sub>2</sub>eq)

Greenhouse gases (GHG) emissions associated to sources directly controlled by Ecoener, such as fossil fuels consumption by the fleet of vehicles.	156.96
---	--------

#### SCOPE 2 (tCO<sub>2</sub>eq)

Greenhouse gases (GHG) emissions associated to the generation of the electricity acquired.	159.21
--	--------

For a comparative with previous financial years, see Table 6 of Appendix I at the end of this document.

In 2022 the carbon footprint for Scopes 1 and 2 grew by 8% compared to 2021. This growth is due mainly to the increase in construction and operating activities.

In contrast, a higher level of efficiency is achieved. Emissions were reduced by 20% compared to 2021, the footprint being normalised with the operating and construction activity. In 2022, we generated 0.75 t CO<sub>2</sub> eq per MW<sup>(1)</sup> compared to 0.94 t CO<sub>2</sub> eq per MW<sup>(1)</sup> in 2021.

# Consumption of materials and responsible waste management

In order to guarantee the reduction of waste, it is essential to make responsible use of the materials. At Ecoener, both at our offices and on site, we install water fountains and all employees have reusable flasks for self-consumption. In this way, in 2022 we continued to reduce the generation of plastic waste at all our facilities. Also, committed to environmental good practices, all our folders, envelopes, USBs and corporate folios are printed in compliance with the Forest Stewardship Council (FSC) certificate. They are all marked with a seal whose size and position are defined by the supplier following the FSC's instructions.

Within our commitment to responsible waste management, we have installed different-coloured rubbish bins at our offices to promote the separation of waste and sensitise employees on their importance.

At our plants, waste generation is minimum and is managed mainly by subcontractors. The most common waste includes, mainly, used oils, oil filters, contaminated containers and contaminated absorbents, inter alia.

Most of our waste is generated onsite and corresponds to the non-hazardous category. Some of the fractions generated (plant waste, wood, pallets, solid waste with organic matter, inert fractions, etc.) are requested for their removal by the local inhabitants, upon request and signing of removal agreements, for own use. For example, at Cumayasa, plot holders with land near the Cumayasa I and II photovoltaic plants requested the collection of inert fractions for filling a country road, which has facilitated access to the properties. Through this type of actions, we avoided sending the inert fractions of waste generated to landfills.

#### CONSUMPTION OF NON-RENEWABLE MATERIALS

Paper (Kg)	798.34
Toner (Kg)	4.63

The computerised management of certain tasks such as, for example, order management, has reduced the consumption of paper<sup>(1)</sup>.

(1) For a comparative with previous reporting periods, see Table 7 of Appendix I attached hereto.

#### MAIN ITEMS OF RECOVERED MATERIALS TO GIVE THEM A SECOND LIFE IN 2022:

- Damaged photovoltaic panels for research to a study centre specialising in electricity and electronics.
- 800 m<sup>3</sup> of inert material from the Cumayasa I and II construction site to local inhabitants for filling roads and accesses to agricultural holdings.
- 400 m<sup>3</sup> of splinters from the Cumayasa I and II plants.
- 22.83 m<sup>3</sup> of wood from isolated foot shoring in the Sunnorte project to local inhabitants.

Other waste not intended for recovery is managed by authorised waste management companies, regardless of the country of operation. In 2022 total waste grew 75% more than that generated in 2021 due to the growth in turnover in the past year.

The best way of reducing waste is to make more responsible consumption of materials. However, when it cannot be avoided, our priority is the reuse thereof, through agreements with interested local entities or organisations.

1,464.35 t WASTE GENERATED

#### WASTE GENERATED BY COMPOSITION

	WASTE GENERATED (t)
Contaminated absorbents	1.30
Used oil	4.12
Contaminated used packages	0.60
Oil filters	0.26
Timber	29.00
Paper and cardboard	0.49
Plastic	0.03
Waste from Electrical and Electronic Equipment (WEEE)	2.45
Construction and demolition waste (CDW)	1,426.10
Toner (Kg)	0.003

	WASTE GENERATED (m <sup>3</sup> )
Chemical WC	297.78

#### WASTE FOR DISPOSAL

	FACILITIES	CONSTRUCTION SITES	OFFICES	TOTAL
Hazardous waste (t)	8.64	0.09	0.003	8.73
Non-hazardous waste (t)	0.00	1455.14	0.48	1455.62

For a comparative with previous financial years, see Table 8 of Appendix I at the end of this document.

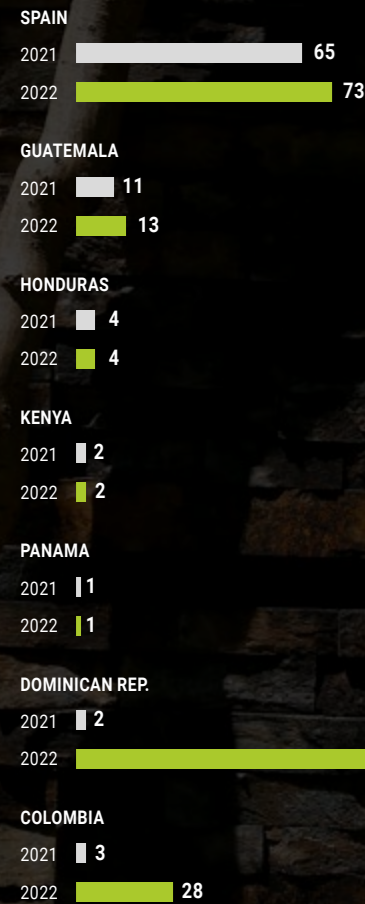


04.  
People

### EVOLUTION OF OUR STAFF IN 2021 Y AND 2022



### EVOLUTION OF OUR STAFF BY GEOGRAPHICAL AREA IN 2021 AND 2022



# Quality employment

In compliance with our commitment to people and quality employment, at Ecoener we strive to promote the growth of our teams and create development opportunities. Together with them, we address the challenges we face in a diverse environment. The more than 200 people who make up the group represent a differential value.

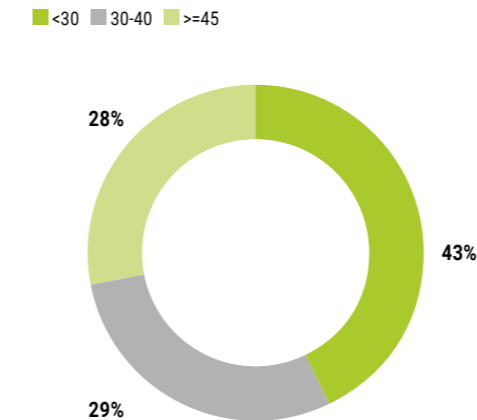
In 2022, Ecoener's human team grew significantly, both in terms of number of professionals and in the diversity of the countries in which we carry on our activity. Specifically, staff grew by 140%, from 88 employees in 2021 to a total of 211 in 2022.

Regarding the distribution of our team by geographical area, in 2022 our presence in the Dominican Republic stood out, where our staff account for 42.7% of total employees. The remaining 34% is located in Spain. All employees are protected by a Collective Bargaining Agreement. However, we also have professionals in Guatemala (6.2%), Honduras (1.9%), Kenya (0.9%), Panama (0.5%) and Colombia (13.3%), reflecting the aforementioned international

growth. Some 85% of new hires in 2022 took place abroad and are concentrated mainly in the Dominican Republic and Colombia, evidencing the evolution of our activity in these countries.

We have more than 47% of permanent contracts, the rest of the contracts being associated with the construction of power plants. In 2022 the average seniority of our employees fell from 15 to 2.67 years due to the substantial increase in new hires. The attrition rate is 45%.

### COMPOSITION OF OUR STAFF BY AGE IN 2022



With regard to the age composition, it was observed that 57% of employees are over 30 years old.

In 2022 the presence of women accounted for 27% of total employees and nearly 30% of new hires. If we focus on the composition of the governing bodies, all employees are 45 years old and over and 30% are women.

At Ecoener we are working towards the inclusion of women in the construction sector, un-

### STAFF BY PROFESSIONAL CATEGORY, AGE, SEX AND COUNTRY

PROFESSIONAL CATEGORY	AGE	SPAIN		GUATEMALA		HONDURAS		KENYA		PANAMA		DOMINICAN REP.		COLOMBIA		TOTAL	
		M	W	M	W	M	W	M	W	M	W	M	W	M	W	M	W
Operators	< 30	0	0	0	0	0	2	0	0	0	0	48	16	10	0	58	18
	30 - 44	1	0	4	0	0	0	0	0	0	0	6	6	6	0	17	6
	>= 45	5	0	0	0	0	0	0	0	0	0	10	1	1	0	16	1
Administrative officers	< 30	0	1	1	0	0	0	0	0	0	0	0	0	0	3	1	4
	30 - 44	1	2	0	0	0	0	0	0	0	0	0	1	1	1	2	4
	>= 45	1	2	0	0	0	0	0	0	0	0	0	0	0	0	1	2
Technicians	< 30	0	0	0	0	0	0	0	0	0	0	0	0	2	0	2	0
	30 - 44	1	1	1	1	1	0	0	0	0	0	0	1	0	0	3	3
	>= 45	5	2	2	0	0	0	0	0	0	0	0	0	1	0	8	2
Qualified	< 30	2	1	0	1	0	1	0	0	0	1	0	0	0	1	2	5
	30 - 44	13	6	2	0	0	0	2	0	0	0	1	0	2	0	20	6
	>= 45	22	7	1	0	0	0	0	0	0	0	0	0	0	0	23	7

For a comparative with previous financial years, see Table 9 of Appendix I at the end of this document

dertaking to increase the presence of women in a traditionally male-dominated sector and extending this commitment to the external professionals with whom we work.

As proof of the foregoing, in 2022 the strong growth of our team in the Dominican Republic stood out, where women accounted for 28%, especially in operational positions dedicated to the assembly of structures, where they achieved high levels of productivity.

We are strongly committed to female employment. In 2022 the presence of women in the Dominican Republic team stood out, accounting for 28% of the staff and with representation in construction positions traditionally occupied by men.

**TYPE OF CONTRACT**

		INDEFINITE	CONTRACT		TEMPORARY	
		CONTRACT	FULL-TIME	PART-TIME	FULL-TIME	PART-TIME
SPAIN	Sex	Men	47	0	4	0
		Women	22	0	0	0
	Age	< 30	4	0	0	0
		30 - 44	25	0	0	0
		> = 45	40	0	4	0
	Professional category	Operators	2	0	4	0
		Administrative officers	7	0	0	0
		Technicians	9	0	0	0
		Qualified	51	0	0	0
GUATEMALA	Sex	Men	11	0	0	0
		Women	2	0	0	0
	Age	< 30	2	0	0	0
		30 - 44	8	0	0	0
		> = 45	3	0	0	0
	Professional category	Operators	4	0	0	0
		Administrative officers	1	0	0	0
		Technicians	4	0	0	0
		Qualified	4	0	0	0
HONDURAS	Sex	Men	1	0	0	0
		Women	3	0	0	0
	Age	< 30	3	0	0	0
		30 - 44	1	0	0	0
		> = 45	0	0	0	0
	Professional category	Operators	2	0	0	0
		Administrative officers	0	0	0	0
		Technicians	1	0	0	0
		Qualified	1	0	0	0

For a comparative with previous financial years, see Table 10 of Appendix I at the end of this document

**TYPE OF CONTRACT**

		INDEFINITE	CONTRACT		TEMPORARY	
		CONTRACT	FULL-TIME	PART-TIME	FULL-TIME	PART-TIME
KENYA	Sex	Men	2	0	0	0
		Women	0	0	0	0
	Age	< 30	0	0	0	0
		30 - 44	2	0	0	0
		> = 45	0	0	0	0
	Professional category	Operators	0	0	0	0
		Administrative officers	0	0	0	0
		Technicians	0	0	0	0
		Qualified	2	0	0	0
PANAMA	Sex	Men	0	0	0	0
		Women	1	0	0	0
	Age	< 30	1	0	0	0
		30 - 44	0	0	0	0
		> = 45	0	0	0	0
	Professional category	Operators	0	0	0	0
		Administrative officers	0	0	0	0
		Technicians	0	0	0	0
		Qualified	1	0	0	0
DOMINICAN REP.	Sex	Men	1	0	64	0
		Women	1	0	24	0
	Age	< 30	0	0	64	0
		30 - 44	2	0	13	0
		> = 45	0	0	11	0
	Professional category	Operators	0	0	87	0
		Administrative officers	1	0	0	0
		Technicians	0	0	1	0
		Qualified	1	0	0	0

For a comparative with previous financial years, see Table 10 of Appendix I at the end of this document

**TYPE OF CONTRACT**

		INDEFINITE	CONTRACT		TEMPORARY	
		CONTRACT	FULL-TIME	PART-TIME	FULL-TIME	PART-TIME
COLOMBIA	Sex	Men	5	0	18	0
		Women	4	0	1	0
	Age	< 30	5	0	11	0
		30 - 44	4	0	6	0
		> = 45	0	0	2	0
	Professional category	Operators	0	0	17	0
		Administrative officers	5	0	0	0
		Technicians	2	0	1	0
		Qualified	2	0	1	0

For a comparative with previous financial years, see Table 10 of Appendix I at the end of this document

**We apply equality principles in our hiring processes and facilitate the adoption of work/life balance measures that facilitate the professional and personal development of our teams.**

We facilitate the adoption of measures to ensure work/life balance and legally established reductions in working hours that make it possible to balance professional development with personal or caregiving obligations. Regardless of the location of the operation, recruitment and selection criteria aligned with the principles of equality are applied.

We are currently immersed in our expansion and internationalisation strategy, due to which we are putting our efforts on the inclusion of qualified profiles focused on business development in foreign markets. With their incorporation we aim to accelerate the entry and implementation phase in new markets.

We strive to create trustworthy working environments to address all the challenges that may arise.

In 2022 we offered 3 hours of training for each new hired member of the organisation, aimed at learning about the policies and codes existing in the organisation (Human Rights Policy, Community Relations Policy, Sustainability Policy and Code of Conduct) with the aim of showing them Ecoener's characteristic values and good practices.



Some Ecoener employees at the annual company party.



A team building activity was carried out at the annual company party.

At Ecoener we strive daily to guarantee equal opportunities between men and women. With the aim of pursuing equal pay between both sexes, the salary differences between the male and female employees that make up the staff are analysed. The average deviation detected between average remunerations received amounted to 37%.

### NEW EMPLOYEES BY AGE, SEX AND COUNTRY

AGE	SPAIN		GUATEMALA		DOMINICAN REP.		COLOMBIA	
	M	W	M	W	M	W	M	W
< 30	2	1	1	1	49	12	16	4
30 - 44	6	5	1	1	10	7	9	2
> = 45	8	2	2	0	6	1	2	
<b>Total</b>	24		6		85		33	

For a comparative with previous financial years, see Table 11 of Appendix I at the end of this document

### REDUNDANCY BY AGE, SEX AND COUNTRY

AGE	SPAIN		GUATEMALA		DOMINICAN REPUBLIC		COLOMBIA	
	M	W	M	W	M	W	M	W
< 30	3	1	3	1	25	0	4	1
30 - 44	3	4	0	0	9	3	1	1
> = 45	4	1	0	0	3	0	1	0
<b>Total</b>	16		4		40		8	

For a comparative with previous financial years, see Table 11 of Appendix I at the end of this document

### PAY GAP BY POSITION AND SEX

PROFESSIONAL CATEGORY	MEN	WOMEN	NET GAP BY POSITION
<b>Operator</b>	EUR 7,169.00	EUR 5,719.00	20%
<b>Administrative officer</b>	EUR 25,849.00	EUR 20,910.00	19%
<b>Technician</b>	EUR 33,080.00	EUR 20,889.00	37%
<b>Qualified</b>	EUR 82,866.00	EUR 40,186.00	52%
<b>Total</b>	EUR 32,123.00	EUR 20,343.00	37%



Ciervas hydroelectric power plant in the province of Ourense, in Galicia.





Loading and unloading work in the construction of the photovoltaic facilities in the Dominican Republic.

**ACCIDENT RATES 2022**

**0.843** INCIDENT RATE

**3.84** FREQUENCY RATE

**0.00** SERIOUSNESS RATE

Data from: Grupo Ecoener, S.A.; Ecoener Ingeniería, S.L., Aquis Querquennis S.L., EID Inversiones Dominicana SRL, Aquis Querquennis Colombia, S.A.S.  
 Incident rate = (total no. of accidents / average no. of people exposed) x 100  
 Frequency rate = (no. of accidents / average no. of hours worked) x 10<sup>6</sup>  
 Seriousness rate = (no. days on sick leave / no. hours worked) x 10<sup>3</sup>

# Security and health

At Ecoener we maintain a strong commitment to the security and health of all people. For this reason, we have implemented the necessary mechanisms and a specialised prevention service to guarantee a safe working environment. Each of the companies that make up the Group have signed an external occupational risk prevention service agreement (EPS) applicable in all our facilities.

All the Group companies have a set of prevention measures, a preventive activity programme, a prevention plan, an activity coordination procedure and a prevention management document.

A risk assessment, preventive planning and self-protection plan is carried out for each of the facilities. In a Company risk assessment

analysis, the external prevention service detects and establishes a set of necessary actions to control occupational risks relating to employee health.

In this way we can establish priorities when carrying out preventive activities in accordance with the number of exposed professionals, the associated potential occupational pathologies and the magnitude of the risk itself. This allows us to detect the direct or indirect relationship between the exposure to risks in certain job roles and employee health.

To assess the risks, the "Simplified accident risk assessment system" (NTP 330) of the National Institute for Safety and Hygiene at Work was used.

Annual inspections are carried out in all the Group's facilities through the EPS. This allows us to evaluate and monitor the improvements made with respect to the non-compliances found in previous visits.

All the organisations that collaborate with Ecoener in the execution of its activity must apply a procedure for the coordination of

business activities. This procedure contains information on the risks and preventive measures of the facilities. They are provided with a self-protection plan of the corresponding facility and are requested to provide an occupational risk prevention plan and risk assessments together with the planning of their activities.

This aim to protect the health and safety of the employees extends to the relationship with suppliers. The contracts with the different suppliers include clauses that require national legal compliance in labour and Health and Safety matters, in addition to their commitment to meet Ecoener's "Zero Accidents" target.

No cases of occupational disease were detected at the Company. In 2022, only one occupational accident occurred that did not require sick leave.

Visit to our facilities by the Santa Lucía secondary school from Gran Canaria.



With the aim of achieving the "zero accidents" target, in addition to implementing a comprehensive occupational safety and prevention plan, we require our suppliers to sign specific clauses which, in addition to undertaking to achieve the target, oblige them to fulfil the national Safety and Health legislation.



Celebration of Children's Day and Mother's Day in one of the communities we support in Honduras.

# Social commitment

## We are part of the territories

At Ecoener we are a renewable energy company characterised by an inclusive culture that endorses our way of acting. In this way, we promote social progress as a key and indispensable factor for the success of each of our projects. In the same way that each of the facilities have a specific configuration and design for integration in the environment, they also have a specific commitment to the population.

Our Community Relations Policy sets out the commitments and principles established in the context of community action and collaboration. In order to build long-term trust relationships, general commitments are materialised through

each and every one of the actions we carry out through the following phases of action:

- **Listen.** Maintain a proactive attitude to anticipate and identify all the social risks and impacts associated with each of our projects. We seek to understand the local context and actively listen to society.
- **Respect.** Understood as respect for the identity, diversity, culture, opinion and right of the communities in which we operate, with fair treatment for each every one of the persons involved. To this end, we carry out a specific and detailed analysis of the potential risks of the project and an evaluation of the social and environmental impacts.
- **Progress.** To guarantee the responsible management of local agents, with the aim of improving their living conditions while respecting and protecting their culture.

In this context of generating a positive impact on our value chain, we hire local labour to develop our projects and, where possible, purchase small materials from local suppliers. In the same way, despite the fact that during the impact study development stage we do it internally, in the case of an international project we hire local professionals with extensive knowledge of the legislation and peculiarities of each location.

In Spain, we have a total of 454 suppliers, 95% of which are local suppliers<sup>(1)</sup>, with an investment in purchases of €88 million.

The number of suppliers associated with international facilities is 359 and the investment in purchases is €18 million.



Ecoener sponsors the Castillo Basketball team in Gran Canaria.

€161,605.80	INVESTMENT IN SOCIAL PROJECTS
€27,000	INVESTMENT IN SPORT THROUGH SPONSORSHIPS AND COLLABORATION AGREEMENT
€20,915	OTHER SPONSORSHIPS

The lease of land on which to locate our plants and facilities represents economic income for land owners that makes it possible, inter alia, to enrich or improve the conditions of other owned land plots. Furthermore, when it is necessary to clear or clean the land, the plant and wood waste generated is given to the local inhabitants for agricultural or domestic use.

Note (1). Local suppliers are understood to be suppliers whose registered office is located in Spain

## Social contribution

At Ecoener we have carried out several actions to promote local development. Specifically, social and sponsorship projects associated with the different locations where we carry out our activity, placing special emphasis on support to youth and sport.

★ In 2022 we drove our social contribution both in Spain (Galicia and the Canary Islands) and in international locations where we have projects under way. Our long-term vision includes our commitment and proximity to the populations near our facilities. For this reason, we work with a forward-looking approach, integrating the project in the socio-economic environment.

## GALICIA

We started our activity in Galicia. This also marked the beginning of the Company's commitment to the Galician community, which has strengthened as the Company has grown through hydroelectric power plants and wind farms, always guided by excellence in the face of challenges.

In this context, in 2022 we contributed €10,000 to the repair of the roof of the O Sixto church (Ouro, Lugo), located near our Ouro wind farm and to the Landro and Xestosa hydroelectric power plants.

The relationship with the local population near our facilities has become one of our social pillars.

## CANARY ISLANDS

Ecoener is committed to supporting youth and sports by collaborating with local sports clubs. We renewed the collaboration agreement for the 2022/2023 season with the Club Castillo C.F. football team, also supporting its "Ball and pen" project within its social cooperation agreement. In the 2021-2022 season we continued our sponsorship of the Gine-lux de Juan Grande's women's football team and initiated a collaboration with the Castillo Basketball Club, being the main sponsor of its "Campus Recre" programme through which basketball classes are given to children between 4 and 8 years old during recess, a project of which more than 100 children have benefited.

In March we received the students of the Electricity and Electronics Intermediate Level Course of IES Santa Lucía at our facilities in Gran Canaria, who were able to get a first-hand look at our photovoltaic facilities. The objective of these visits is to raise awareness of the renewable energy sector while contributing to the training of young students who are developing their professional future in this field. Also, in October we received a group of teachers from other countries who participated in the integrated international event Erasmus + «ELECOTEAM».

In 2022 we reinforced our relationships with the local inhabitants living near our facilities, economically supporting cultural events in said municipalities with the aim of promoting the organisation of neighbourhood meetings to discuss specific needs.

In San Bartolomé de Tirajana (Gran Canaria), specifically the Castillo del Romeral District, the "Sal de Tapas Gastro-Fest" event is held every year. It is a gastro-cultural event that offers the opportunity of linking the area's hospitality business fabric to the public administration through training sessions, gastronomy, leisure and live music performances. In the fourth edition held this year, the village square was transformed into a gastronomic market. At Ecoener we wanted to collaborate with this initiative through the donation of plants for decorating and setting up the square.

Along the same lines, we collaborated in the celebration of different patronal feasts in the municipalities of San Bartolomé de Tirajana, Matorral and Juan Grande.

## COLOMBIA

We are strongly committed to the Colombian community and, as a result of our responsibility, in 2022 we carried out educational and sensitisation actions in three local schools: Escuela Las Liscas parte Alta, Escuela Las Liscas parte Baja and Llanos de los Alcaldes La Rinconada.

During these visits, we gave a presentation on solar energy with teaching material adapted to each age group. Additionally, two of the archaeologists assigned to the Sunnorte construction site gave a brief description of the archaeological materials that can be found where we build our plants. After the event, the children were given snacks and school supplies. At the end of the academic year, they visited the centres for the second time.



Ecoener Group employees with a group of children in Colombia, who received a session on how the photovoltaic facility works.



## Diomedes Izquierdo

Archaeologist at the construction site in Sunnorte, Colombia

**The first indigenous archaeologist in Colombia, and probably the only one in Latin America, Diomedes Izquierdo, from the Arhuaca community, works at the Sunnorte photovoltaic plant, in Ocaña, Norte de Santander region, where he contributes with his cultural vision on heritage preservation and where he admits to have found a committed company.**

## INTERVIEW

"It is difficult to find companies like this one, that care for the environment"

**• Being a pioneer in something usually represents a great cost and sacrifice for being the 'first'. What has becoming the first indigenous archaeologist in Colombia implied?**

It is like being committed to the 115 indigenous communities in Colombia and probably to the other native groups from other continents.

On the one hand, I feel very proud because my job gives me influence in the political decision-making process and I think that I can contribute to ensure that territorial guidelines value the criteria of indigenous culture.

Personally, finishing my studies was very hard, since I had to leave my community, change my residence and face my goal alone, even though I always had my family's support. In my community there are not many professionals and, if there were, they would not be related to this sector. It was a great learning process, since my ability to speak Spanish was very limited, but I managed to acquire a good working knowledge of the language and also of English. It was a great achievement at all levels.

**• What does the Arhuaca community, your community, think of your degree?**

Initially they were a bit sceptical because this degree is relatively new in Colombia, introduced barely nine years ago, and the career prospects were unknown.

However, after researching a bit, my family and spiritual guides advised me to pursue it, so it wasn't only my decision. The objective is to bring our community vision to traditional archaeology.

**• After obtaining your degree, in less than a year you are one of the two archaeologists hired by Ecoener to perform the archaeological monitoring of the Sunnorte Solar Photovoltaic Project. What is your archaeological work in the project?**

I mainly perform archaeological monitoring and gather data on the landscape and excavated soils. I assess the presence or absence of archaeological assets.

But I also I carry out awareness-raising and training work in local educational centres on the importance of archaeology and what an archaeologist does in a civil engineering project.

**• What are you getting out of your first professional experience at the Sunnorte photovoltaic plant?**

It helps me put what I learned into practice and study the possibility of applying traditional archaeology with new methods, more related to our ancestral vision.

When I first learned about Ecoener I was surprised, because up until then I wasn't aware of the existence of companies that care for the environment like they do. In essence, Ecoener provides us with clean energy, something which is consistent with the principles of the local communities. We speak a common language and the truth is that it is difficult to find companies of this kind, who care about the environment and preservation of resources.

I feel completely at ease here because, as an Arhuaca, I feel that I am contributing to the development of the community.



Different social actions we carry out in the Dominican Republic.

## DOMINICAN REPUBLIC

In 2022 we built two solar photovoltaic plants in the Municipality of Villa Hermosa, district of Cumayasa. These constructions have not involved any displacement of the population or changes in land uses, since these land plots were abandoned paddocks. However, at Ecoener we wanted to become involved in the social reality of the environment and become an actor that contributes to the social development of Cumayasa.

Proof of the foregoing is the delivery of the material and accessories required to paint the Centro Educativo de Desarrollo Integral Rayito de Sol Cumayasa educational centre, thereby contributing to improve the conditions and well-being of the students. Also, at the end of 2022 the school was provided with the necessary material to build a kitchen onsite.

In addition, a smooth relationship was maintained with the Cumayasa Civil Protection Corps during the construction of the plant, characterised especially by mutual cooperation. Ecoener donated waterproof capes so that the volunteer corps could carry out their activity during the cyclone season. We also gave them fuel so that the entity's institutional vehicles could address the necessary operations and emergencies.

Along these lines, we collaborated with the Cumayasa Fire Brigade through the donation of fuel, which will facilitate the execution of their activity and improve the service to the community.

At the request of the Nuevo Horizonte neighbourhood council, we donated school supplies to the Elementary School of km 14 in Cumayasa, which serves approximately 300 children. This donation included indispensable utensils for students to carry out their academic activity, such as backpacks, notebooks and pencils.

At the end of the year, we financed the Senior Christmas Basketball Tournament 2022-2023 of the Los Bravos Sports and Cultural Club. This aid made it possible to rebuild the municipal basketball court and we also financed the sound systems and trophies. The aid will benefit 185 members, young people and children of Cumayasa.



## Waleska Sevilla

Acquis Administrative Assistant in the Dominican Republic

**Born in Nicaragua, Waleska Sevilla has been working for Ecoener in Central America for 12 years. She joined the Company in 2011 as an administrative assistant and is currently responsible for procurement at the Dominican Republic office. She claims to be fulfilling a professional dream and is very proud of the work carried out with the local communities, namely the recruitment of young single-parent mothers.**

## INTERVIEW

# "We offer a great opportunity for female employment, especially in traditionally male-dominated areas"

### • When and how did your employment relationship with Ecoener start?

I am from Nicaragua and I am working in an industry that is not related to my professional career. In 2011, when I was a post-graduate student, I saw a job offer from Ecoener looking for an administrative assistant in Guatemala, so I applied for the offer and was lucky enough to be selected.

It was a momentous decision, since I decided to leave my job, my environment and my country to follow a dream.

### • What did working for a multinational company like Ecoener mean to you on a professional level?

The truth is that it has been a fantastic experience. It was a real discovery to learn about the importance of renewable energies and be able to develop my professional career being a woman. I found a great opportunity for growth and to feel fulfilled in my career, something that would have been very difficult in another organisation.

### • You are currently responsible for local procurement in projects in the Dominican Republic. What is your relationship with the local communities like?

When we arrived, the local community already knew the project, so they were interested in it. We met with the different social groups in a natural way and were very well received, which facilitated our integration in the municipality.

The facts prove that they currently consider us as neighbours and we maintain constant communication.

### • How do you communicate with the neighbours living near the project?

We hold face-to-face meetings, even though we maintain constant telephone and email dialogue. So much so that, when I am away for personal reasons, some neighbours send me messages on my mobile phone to ask me how I am or when I will be returning. The communities are highly organised and this facilitates communication.

### • Are there local particularities that Ecoener takes into account with local employees?

Yes, at first the social organisations would give us a list of personnel susceptible of being hired, but we soon discovered a very evident social reality. There is a large number of young women who are single-parent

mothers of between three and six children who were unemployed.

After assessing the situation, we decided to offer them the opportunity of working on the construction of the plant and it was very well received.

At Ecoener we are very satisfied with the results, since we offer a great opportunity for female employment, especially in traditionally male-dominated fields, such as construction.

### • What do you gain from these relationships established with the neighbours who live near the projects?

For me it is a very enriching experience at all levels. Being able to grow personally and professionally at community level, establishing sincere and honest collaborations is very gratifying.

It is beautiful relationship, so much so that we cannot help accepting their attentive invitation to have a coffee. We are neighbours and we all seek to cooperate and get along.

**COMMITTED TO FEMALE EMPLOYMENT**

At Ecoener we strive to highlight the role of women in the renewable energy plant construction sector and undertake to give women an opportunity and increase their presence in a traditionally male-dominated sector.

Proof of the foregoing is the significant growth of the work team associated with the construction of the Cumayasa 1&2 photovoltaic plants located in the Cumayasa District, in the municipality of Villa Hermosa, province of La Romana (Dominican Republic). At 31 December 2022, women accounted for 28% of the staff, occupying administrative and worksite operation positions. However, a major milestone was the incorporation of local women to construction site staff, accounting for 14% thereof.

The average age of women hired as worksite operators is 29. They all live in the municipalities near the projects (Villa Hermosa, La Romana and km 14 in Cumayasa). Additionally, most are head of single-parent households, with three to five children on average. Their previous occupations included, namely, occasional and sporadic work, in most cases as domestic workers.

The professional category in which they are hired is that of construction worker, performing the functions of day labourers, logistics assistant in mechanical assembly, safety and hygiene assistant and machinery checker. During the execution of the construction work, both female and male staff received training in: adequate use of tools, electrical risk, reception of modular materials and use of IPEs.

The average salary received is 6% higher than that established in Resolution CNS-03-2022 Minimum wage for construction workers and similar for the contracted category.

At 31 December 2022, women accounted for 28% of the staff, occupying administrative and worksite operation positions.

Dominican women working on the assembly of the photovoltaic structures at Ecoener's facilities in the Dominican Republic.



**HONDURAS**

Our first photovoltaic plant abroad was installed at a site near Choluteca, one of the oldest colonial cities in Honduras. Both local workers and companies participated in the construction and maintenance of the Llanos del Sur photovoltaic plant. Throughout the project we maintain a solid relationship with the municipality and contributed to community development. Along these lines, we acquired a series of social commitments that gave rise to the signing of an agreement with the communities of Agua Caliente, Guanacastillo and Pavana, all of which are near the project. In this agreement we undertook, for as long as the photovoltaic plant is in operation, to make contributions and donations aimed at social projects selected by the communities themselves.

In 2022 at Ecoener we acquired a series of social commitments, such as economic support to the corresponding local celebrations of Mother's Day and Children's Day in the three communities, reforestation work and participation in the financing of the following works or construction projects:

- Improvement of the public lighting system and repair of streets in the community of Aguacaliente.
- Replacement of a pump for the drinking water service that supplies the community of Guanacastillo.
- Construction of two drilled wells to supply the community of Pavana with drinking water, at a time when they were experiencing water shortages.

In the context of environmental actions, we carry out irrigation and maintenance work in areas belonging to these communities and near the project and the replacement of trees in a football field. In 2022 trees planted by Ecoener were damaged by strong winds and storms, breaking and even falling. They were subsequently felled and chopped up to donate the wood to the communities near the photovoltaic plant.



Visit of students from the University of San Carlos de Guatemala.

**GUATEMALA**

In the context of the construction and operation of the Las Fuentes Hydroelectric Power Plant, in Guatemala, and moved by our respect for the resident population, we carried out social actions to contribute to their development. These actions consisted of donations to the volunteer fire brigade in San Sebastián de Retalhuleu and to the community police force.

Additionally, at the request of the University of San Carlos de Guatemala, we received the students enrolled in the Degree in Administration of Tourist Resources studying subjects related to renewable energy, thereby favouring their training in renewable energy production processes.

Celebration of Children's Day and Mother's Day in one of the communities that Ecoener supports in Honduras.



Scope of the  
report and  
elaboration  
criteria



Water reuse at the San Bartolomé hydroelectric power plant in autumn (Galicia, Spain).

Ecoener publishes its 2022 Sustainability Report annually and in the context of our commitment to accountability to its stakeholders.

To this end, it was prepared following the principles for preparing sustainability reports established by the Global Reporting Initiative (GRI) to define the content and guarantee the quality thereof. The 2022 Sustainability Report was prepared using the GRI Standards as a reference.

To prepare the report, we took the determination of the material topics into account, identifying, prioritising and reporting the impacts on the economy, the environment and people, including impacts on human rights. The scope of the information included corresponds to the entities included within the scope of the consolidated financial statements and detailed in Appendix II.

Ecoener has verified the annual information corresponding to execution of its activity and which is included in the 2022 Sustainability Report. The independent external verification report is included at the end of this document.

## Stakeholders

The main stakeholders identified by Ecoener as being influenced and affected by the execution of the Group's activities are as follows:

- Investors
- Employees
- Suppliers
- Public administration and regulators
- Local communities
- Society

Detail of the photovoltaic panels installed in Gran Canaria.



## Materiality

Ecoener has a materiality study aligned with its strategic planning in a context of sustainability which is best exemplified by the development of the Strategic-Operational Sustainability Plan 2020/2023. Accordingly, the strategic prioritisation of its most relevant topics was updated in 2020.

In this connection, the impacts of Ecoener's activities and their commercial relationship to material topics linked to sustainable development could potentially have a financial impact and also impact the development of the business model. Therefore, the performance of work to identify and prioritise the material topics in a context of sustainability is being considered, which will be evaluated in relation to the impacts on financial performance in the long term.

The information currently presented in the 2022 Sustainability Report allows us to identify the opportunities and risks related to the impacts on the economy, the environment and people.

### MATERIAL TOPICS

- **Economic and Governance**
  - Corporate governance
  - Ethical and responsible management
  - Technological and sustainable innovation
- **Environmental**
  - Protection of water resources
  - Water
  - Biodiversity
  - Energy from renewable sources
  - Climate change
- **Social**
  - Quality employment
  - Health and safety at work
  - Diversity and equality of opportunities
  - Protection of human rights
  - Involvement and development of the community

The material topics presented arise from the analysis of sector trends, challenges and global stakeholder demands, sectoral benchmarking and an internal analysis on the perception and vision of the Ecoener team.

To this end, the analysis included the participation and involvement of executives of the business areas of the organisation and the perceptions of the the aforementioned main stakeholders of the organisation.



# Appendices



# Appendix I

## COMPARATIVE TABLES FROM PREVIOUS FINANCIAL YEARS

**Table 1. Economic results**

(Results in thousands of euros)

	2021	2022
Sales <sup>1</sup>	39927	72,886
EBITDA <sup>2</sup>	22,465	44095
Export results	11,485	30,681
Investment	51,759	121,513
Profit taxes paid	362	1,312
Public grants received	3,252	6,533
Share value (as at 31 December)	€4.4/share*	4.57
Total market price (as at 31 December)	250,576	260,258

<sup>1</sup>Net sales figure

<sup>2</sup>Adjusted EBITDA

**Table 3. Installed power by country**

COUNTRY	ENERGY	POWER	
		2021	2022
Spain	Wind, Photovoltaic, Hydraulic	141	172
Honduras	Photovoltaic	16	16
Guatemala	Hydraulic	14	14

**Table 2. Our assets**

	IN OPERATION		UNDER CONSTRUCTION		IN DEVELOPMENT	
	2021	2022	2021	2022	2021	2022
Hydraulic (MW)	52	52	3	3	513	369
Wind (MW)	73	104	31	0	234	400
Photovoltaic (MWp)	46	46	109	217	775	968
<b>TOTAL</b>	<b>171</b>	<b>202</b>	<b>143</b>	<b>220</b>	<b>1522</b>	<b>1737</b>

**Table 4. Total water consumption (m<sup>3</sup>)**

	2021	2022
Office <sup>1</sup>	378	235
Construction sites	25104	10082
Facilities	-	1121
<b>TOTAL</b>	<b>25482</b>	<b>11438</b>

<sup>1</sup> Office consumption includes data corresponding to the offices of A Coruña, Honduras, Guatemala and Madrid. Figure estimated based on average

consumption and number of employees.

**Table 5. Direct and indirect energy consumption**

	2021	2022
Direct energy consumption (l)		
Fuel - vehicles	11,491	14,839.93
Diesel - vehicles	42,501	49,997.3
Indirect energy consumption (kWh)		
Electricity	659,358	824,709.30

**Table 6. Carbon footprint for Scopes 1 and 2**

	2021	2022
Scope 1 (tCO <sub>2</sub> eq)	128.8	156.96
Scope 2 (tCO <sub>2</sub> eq)	164.84	159.21

The carbon footprint was calculated based on the applicable criteria and methods for recording the Carbon Footprint created by the Spanish Royal Decree 163/2014.

The tool used was the Carbon Footprint Calculator of the OECC for Scope 1+2 for Organisations (2011-2022 v.26).

**Table 7. Consumption of non-renewable materials**

	2021	2022
Paper (Kg)	840.75	798.34
Toner (Kg)	9.90	4.63

**Table 8. Waste generated**

	2021	2022
Offices (t)	1.49	0.48
Facilities (t)	6.77	8.64
Construction sites (t)	828.66	1455.23
<b>TOTAL</b>	<b>836.92</b>	<b>1,464.35</b>
Non-hazardous waste (t)	830.06	1,455.62
	99.18%	99.4 %
Hazardous waste (t)	6.86	8.73
	0.82 %	0.60 %

# Appendix I COMPARATIVE TABLES FROM PREVIOUS REPORTING PERIODS

**Table 9. Total no. of employees by country and sex**

	2021	2022
Spain	<b>65</b>	<b>73</b>
	69% m	70% m
	31% w	30% w
Guatemala	<b>11</b>	<b>13</b>
	91% m	85% m
	9% w	15% w
Honduras	<b>4</b>	<b>4</b>
	25% m	25% m
	75% w	75% w
Kenya	<b>2</b>	<b>2</b>
	100% m	100% m
	0% w	0% w
Panama	<b>1</b>	<b>1</b>
	0% m	0% m
	100% w	100% w
Dominican Republic	<b>2</b>	<b>90</b>
	50% m	72% m
	50% w	28% w
Colombia	<b>3</b>	<b>28</b>
	66% m	82% m
	33% w	18% w
Total	<b>88</b>	<b>211</b>
	69% m	73% m
	31% w	27% w

No. of employees as at 31/12/22

**Table 10. Type of contract by country and sex**

	FULL-TIME		INDEFINITE		FOR A SPECIFIC PROJECT OR SERVICE		TOTAL	
	2021	2022	2021	2022	2021	2022	2021	2022
Spain	100%	100%	<b>55</b>	<b>69</b>	<b>10</b>	<b>4</b>	<b>65</b>	<b>73</b>
			67% m	68% m	80% m	100% m		
			33% w	32% w	20% w	0% w		
Guatemala	100%	100%	<b>11</b>	<b>13</b>	-	-	<b>11</b>	<b>13</b>
			91% m	85% m				
			9% w	15% w				
Honduras	100%	100%	<b>4</b>	<b>4</b>	-	-	<b>4</b>	<b>4</b>
			33% m	25% m				
			67% w	75% w				
Kenya	100%	100%	<b>2</b>	<b>2</b>	-	-	<b>2</b>	<b>2</b>
			100% m	100% m				
			0% w	0% w				
Panama	100%	100%	<b>1</b>	<b>1</b>	-	-	<b>1</b>	<b>1</b>
			0% m	0% m				
			100% w	100% w				
Dominican Republic	100%	100%	<b>2</b>	<b>2</b>	-	<b>88</b>	<b>2</b>	<b>90</b>
			50% m	50% m		73% m		
			50% w	50% w		27% w		
Colombia	100%	100%	<b>2</b>	<b>9</b>	<b>1</b>	<b>19</b>	<b>3</b>	<b>28</b>
			100% m	56% m	0% m	95% m		
			0% w	44% w	100% w	5% w		
<b>TOTAL</b>							<b>88</b>	<b>211</b>

**Table 11. No. of new hires and terminations by country and sex**

	NEW EMPLOYEES		TERMINATIONS	
	2021	2022	2021	2022
Spain	<b>38</b>	<b>24</b>	<b>10</b>	<b>16</b>
	68% m	67%	60% m	63% m
	32% w	33% w	40% w	37% w
Guatemala	<b>1</b>	<b>6</b>	-	<b>4</b>
	100% m	67% m		75% m
	0% w	33% w		25% w
Kenya	<b>2</b>	-	-	-
	100% m			
	0% w			
Panama	<b>1</b>	-	-	-
	0% m			
	100% w			
Dominican Republic	<b>2</b>	<b>85</b>	-	<b>40</b>
	50% m	76% m		93% m
	50% w	24% w		7% w
Colombia	<b>3</b>	<b>33</b>	-	<b>8</b>
	66% m	82% m		75% m
	33% w	18% w		25% w
Total	<b>47</b>	<b>148</b>	<b>10</b>	<b>68</b>
	68% m	77% m	60% m	82% m
	21% w	23% w	40% w	18% w

# Appendix II

## LIST OF ENTITIES INCLUDED WITHIN THE SCOPE OF THE CONSOLIDATED FINANCIAL STATEMENTS

### Ecoener Emisiones subgroup

Ecoener Emisiones, S.A.  
 Drago Renovables, S.L.  
 Energías de Pontevedra, S.L.  
 Hidroeléctrica de Ouro, S.L.  
 Hidroeléctrica del Giesta, S.L. (\*)  
 Mocan Renovables, S.L.  
 Soc. Lucense de Energía Hidráulica, S.L.  
 Yesquera de Aluce, S.L.

### Ecoener Invers. de Centroamérica subgroup

Ecoener Invers. de Centroamérica, S.A.  
 Comercializadora Centroamericana de Energía La Ceiba, S.A.  
 Ecoener Solar de Guatemala, S.A.  
 Ecoener Sol de Escuintla, S.A.  
 Ecoener Sol del Puerto, S.A.  
 Ecoener Ingeniería, S.A.  
 Sol de Guatemala, S.A.  
 Ecoener Ingeniería Honduras, S.A.  
 Llanos del Sur Fotovoltaica, S.A.

### Energías de Forcarei subgroup

Energías de Forcarei, S.L.  
 Hidro Quetzal, S.A.  
 Energías del Ocosito, S.A.

### Ecoener Inversiones SCA, SICAV-NAIF subgroup

Ecoener Inversiones SCA, SICAV-NAIF  
 Alamillo de Doramas, S.L. (\*)  
 Cardo de Plata, S.L. (\*)  
 Dama de Bandama, S.L.  
 Siempreviva Gigante, S.L. (\*)

### Aquis Querquennis subgroup

Aquis Querquennis, S.L. (\*)  
 Aquis Querquennis Colombia, S.A.S.  
 Aquis Querquennis Guatemala, S.A.  
 Aquis Querquennis Panamá, S.A.S.

Amagante Herreño, S.L.  
 Bejeque Rojo, S.L.  
 Bencomia de Risco, S.L. (\*)  
 Canutillo de Sabinosa, S.L. (\*)  
 Cardoncillo Gris, S.L.  
 Chajorra de Aluce, S.L.  
 Colino Majorero, S.L.  
 Ecobombeario del Miño I, S.L.  
 Ecobombeario del Miño II, S.L.  
 Ecoener Generación Dedicada, S.L.  
 Ecoener Ingeniería, S.L.  
 Ecoener Inversiones, S.L.  
 Ecoener One, S.L.  
 Eólicos de Ferrol, S.L.  
 Eólicos del Matorral, S.L. (\*)  
 Eólicos Herculinos, S.L.  
 Fonte Dos Arcos, S.L.  
 Helecho de Cristal, S.L.  
 Herdanera, S.L.  
 Hierba Muda, S.L.

Magarza del Andén, S.L.  
 Magarza Plateada, S.L.  
 Malva de Risco, S.L.  
 Oilean Telde Eolica Energy, S.L. (\*)  
 Picocernicalo, S.L.  
 Risoela, S.L.  
 Rosalito Palmero, S.L.  
 Salvia Blanca, S.L.  
 Siempreviva Azul, S.L.  
 Sociedad Eólica Punta Maeda, S.L.  
 Tabaiba Solar, S.L. (\*)  
 Tiraventos, S.L.  
 Violeta de Anaga, S.L.  
 Violeta Palmera, S.L. (\*)  
 Ecoener del Norte Panamá S.A.  
 Ecoener del Sur Panamá S.A.  
 Ecoener Energías Panamá S.A.  
 Ecoener Generadora Panamá S.A.  
 Ecoener Industrial Panamá, S.A.  
 Ecoener Ingeniería Panamá, S.A.

Ecoener Productora Panamá S.A.  
 Ecoener Renovables Panamá, S.A.  
 Ecoener Solar Panamá, S.A.  
 Ecoener Técnicas Panamá S.A.  
 Ecoener Ingeniería Dominicana, S.R.L.  
 EFD Ecoener Fotovoltaica Dominicana, S.R.L.  
 EID Ecoener Inversiones Dominicana S.R.L.  
 LCV Ecoener Solares Dominicana, S.R.L.  
 Ecoener Ingeniería Colombia, S.A.A  
 Genersol, S.A.  
 Sol de Colombia Autogeneración Bavaria, S.A.S.  
 Ecoener Ingeniería Kenia Ltd.  
 Ecoener Kenia Kundos Ltd.  
 Ecoener Sagana Kianjeje Ltd.  
 Ecoener Wind Power Plant d.o.o. Beograd  
 Ecoener Mirazul Dos, S.A.  
 Ecoener Solar Limited Liability Company  
 Ecoener Ingeniería Ecuador, S.A.S.  
 El Rosario Energy Elroenergy, S.A.S.  
 Santa Rosa Sanenergy, S.A.S.

Integración patrimonial-  
 Yerbamora, S.L.



## Index of GRI contents

# Index of GRI content

Ecoener has submitted the information mentioned in this GRI index for the period comprised between 1 January 2022 and 31 December 2022, using the GRI Standards as a reference.

GRI STANDARD	CONTENTS	ANSWER / CONTENT	PAGE
<b>GRI 1. Foundation 2021</b>			
<b>GRI 2. General contents 2021</b>			
2-1	Organisation details		
2-2	Entities included in the presentation of sustainability reports	The sustainability report includes all the companies (Appendix II) that form part of Grupo Ecoener, S.A. within its scope. The Group of companies has audited financial statements that are filed at the Mercantile Registry pursuant to the legislation in force and to the fulfilment of the rules for listed companies. Similarly, the Ecoener Group presents consolidated financial statements in which it includes all its subsidiaries. The sustainability reports in their Governance section take into account the investees and the corporate transactions that could eventually be performed between them and the Parent.	page 4, page 10-11, page 24-27, page 32, page 80
2-3	Period targeted by the report, frequency and point of contact	Sustainability reports are issued annually. Contact: sostenibilidad@ecoener.es	page 76-77, page 84
2-4	Information update	There were no material changes in the business model or significant updates in the information that make it impossible to understand its evolution or comparability.	page 76
2-5	External verification	TÜV SÜD	page 98
2-6	Activities, value chain and other commercial relationships		page 5, page 16-17, page 80
2-7	Employees		page 7, page 58-62, page 72, page 82-83
2-8	Non-employee workers	All the workers are Ecoener employees.	
2-9	Governance structure and composition		page 32-35
2-10	Appointment and selection of the highest governing body		page 32-35
2-11	Chairman of the highest governing body		page 32-35
2-12	Duties of the highest governing body in impact management monitoring		page 32-35
2-13	Delegation of responsibility for impact management		page 32-35

GRI STANDARD	CONTENTS	ANSWER / CONTENT	PAGE
2-14	Duties of the highest governing body in the submission of sustainability reports		page 32-35
2-15	Conflicts of interest	Articles 35 et seq. of the applicable Regulation of the Board of Directors establish directors' obligations and duties in relation to the management of non-public information, loyalty, etc. Specifically, they include conflicts of interest between the members of the Board of Directors and the rules to be applied in such cases. In relation to cross-company transactions with suppliers, stakeholders, controlling shareholders, etc., and in general with related companies and persons, they are revealed both in the Notes to the Financial Statements and in the Annual Corporate Governance Report (ACGR).	page 32-35
2-16	Reporting of critical concerns	The critical concerns relevant to the development of the business that there may be in the Company are reported through the different commissions and the Board of Directors. Also, at Ecoener the daily concerns that may arise in any organisation are addressed through ongoing communication with the Chairman and Deputy Chairman of the Company and between the directors of each department.	
2-17	Collective knowledge of the highest governing body	Recurrently, throughout the year, several commissions are organised in which progress in sustainability and industry trends in this area are shared.	
2-18	Evaluation of the performance of the highest governing body	In accordance with the declaration made in the Annual Corporate Governance Report (ACGR), a schedule is organised and coordinated to coordinate and evaluate the Board of Directors, its quality and efficiency in the performance and composition of its Commissions, in addition to the performance of the Chairman and Deputy Chairman, in addition to the contribution of each Director. It is expected that every three years the Board will be assisted in this evaluation by an external evaluator whose independence will be verified by the Appointment and Remuneration Committee.	
2-22	Declaration of the sustainable development strategy		page 4-5
2-23	Commitments and policies		page 34, page 36-38, page 41, page 51, page 61-62, page 66
2-24	Inclusion of commitments and policies		page 34, page 36-38, page 41, page 51, page 61, page 66
2-25	Processes for remediating adverse impacts	The application of best practices is carried out both at the national and international level. Therefore, in 2022 a "Procedure for managing suggestions and contributions" in projects under construction was implemented in the Dominican Republic and Colombia as a mechanism for addressing any concern related to the project in question and for testing environmental and social performance, facilitating the resolution of any incident. In addition, the following procedures were implemented in facilities under construction in the Dominican Republic and Colombia: <ul style="list-style-type: none"> <li>• Social agent relationship plan</li> <li>• Community development plan</li> <li>• Communication plan</li> </ul> As a result, numerous actions have been taken to help the social agents of the different projects.	page 34-36, page 41, page 50-51

GRI STANDARD	CONTENTS	ANSWER / CONTENT	PAGE
2-26	Mechanisms for requesting advice and raising concerns		page 32-36, page 41
2-27	Compliance with legislation and standards	In 2022 there were no cases of non-compliance with the respective environmental legislation or standards of each country in which we operate.	
2-28	Membership of associations	Ecoener is associated with the following entities: -AEE: the Spanish Wind Energy Business Association -ACER: Canary Islands Renewable Energy Association -APPA: the Spanish Association of Renewable Energy Companies We are associates and sponsors of the Conference they hold annually. Total investment of associates: €6,979.61	
2-29	Approach for the participation of stakeholders		page 23, page 36-38, page 41, page 76-77
2-30	Collective Bargaining Agreements	All employees in Spain, except two persons related to the Senior Management, are covered by collective bargaining agreements. In other countries, working conditions and terms of employment are compliant with the legislation in force in said countries.	
<b>GRI 3. Material topics 2021</b>			
3-1	Process of determination of material topics		page 76-77
3-2	List of material topics		page 77
<b>GRI 200. Economic topics</b>			
<b>GRI 201. Economic performance 2016</b>			
201-1	Direct economic value generated and distributed		page 6, page 17, page 40, page 67, page 80
<b>GRI 203. Indirect economic impact 2016</b>			
203-1	Infrastructure investments and services supported		page 5, page 7, page 16-17, page 28-30, page 40, page 45-67
<b>GRI 204. Procurement practices 2016</b>			
204-1	Proportion of spending on local suppliers		page 7, page 20, page 67
<b>GRI 205. Anti-corruption 2016</b>			
205-1	Operations assessed for risks related to corruption		page 36
205-3	Confirmed cases of corruption and actions taken	In 2022 no cases or reports of potential cases of corruption were detected.	

GRI STANDARD	CONTENTS	ANSWER / CONTENT	PAGE
<b>GRI 206. Anti-competitive behaviour 2016</b>			
206-1	Legal actions for anti-competitive behaviour, anti-trust, and monopoly practices	There are no ongoing or completed legal actions related to unfair competition and/or monopolistic or anti-competitive practices.	
<b>GRI 207. Tax 2019</b>			
207-4	Country-by-country reporting		page 17
<b>GRI 300. Environmental topics</b>			
<b>GRI 301. Materials 2016</b>			
301-1	Materials used by weight or volume		Page 54-55, page 81
<b>GRI 302. Energy 2016</b>			
302-1	Energy consumption within the organization		Page 11, page 40, page 53, page 81
302-3	Energy intensity		page 53
302-4	Reduction of energy consumption	There is no reduction in energy consumption due to the growth in turnover in the past year.	page 53
<b>GRI 303. Water and Effluents 2018</b>			
303-1	Interactions with water as a shared resource		page 52-53
303-2	Management of water discharge-related impacts		page 52
303-5	Water consumption		page 53, page 80
<b>GRI 304. Biodiversity</b>			
304-1	Operational sites owned, leased, managed in, or adjacent to, protected areas and areas of high biodiversity value outside protected areas	San Bartolomé hydroelectric power station is in the Natural Park Fragas do Eume. (43°24'9.70"N, 8° 3'1.00"O). Classified as Special Area of Conservation (SAC) and Site of Community Importance (SCI). Although the Government does not require environmental monitoring during the operating phase, turbined and ecological flows are provided on a quarterly basis. The size of the operations centre is 927 m2.  The hydroelectric power plant is leased to Hidroeléctrica del Giesta, S.L.	
304-2	Significant impacts of activities, products, and services on biodiversity	The projects implemented are subjected to Environmental Impact Assessment (EIA). Each EIA studies these and other potential impacts. None of the actions caused a significant impact on biodiversity.	page 41, page 44-51
304-3	Habitats protected or restored	The projects avoid affecting habitats.	page 44-51
304-4	IUCN Red List species and national conservation list species with habitats in areas affected by operations	The projects avoid affecting habitats.	

GRI STANDARD	CONTENTS	ANSWER / CONTENT	PAGE
<b>GRI 305. Emissions 2016</b>			
305-1	Direct (Scope 1) GHG emissions	<p>The carbon footprint was calculated based on the applicable criteria and methods for recording the Carbon Footprint created by Royal Decree 163/2014, managed by the Spanish Office for Climate Change (OECC) of the Ministry for Ecological Transition and the Demographic Challenge.</p> <p>The carbon footprint verification report was prepared in accordance with the guidelines set out in ISO 14064-3 Standard "Specification with orientation for the validation and verification of declarations on greenhouse gases".</p> <p>In the absence of emission factors in 2022, we used those of 2021.</p> <p>Carbon footprint verified by TÜV SÜD</p>	page 54, page 81
305-2	Energy indirect (Scope 2) GHG emissions	<p>The carbon footprint was calculated based on the applicable criteria and methods for recording the Carbon Footprint created by Royal Decree 163/2014, managed by the Spanish Office for Climate Change (OECC) of the Ministry for Ecological Transition and the Demographic Challenge.</p> <p>The carbon footprint verification report was prepared in accordance with the guidelines set out in ISO 14064-3 Standard "Specification with orientation for the validation and verification of declarations on greenhouse gases".</p> <p>In the absence of emission factors in 2022, we used those of 2021.</p> <p>Carbon footprint verified by TÜV SÜD</p>	page 54, page 81
<b>GRI 306. Waste 2020</b>			
306-1	Waste generation and significant waste-related impacts		page 7, page 48-49, page 54-55
306-2	Management of significant waste-related impacts		page 54-55
306-3	Waste generated		page 54-55, page 81
306-4	Waste not intended for disposal		page 54-55
306-5	Waste intended for disposal		page 54-55
<b>GRI 308. Supplier Environmental Assessment</b>			
308-2	Negative environmental impacts in the supply chain and actions taken	<p>Most of the construction projects carried out in 2022 correspond to photovoltaic plants.</p> <p>In this regard, the main suppliers of the photovoltaic plants are: Longi (solar panels), Schletter (trackers), Sungrow (inverters).</p> <p>Environmental assessments relate to the inclusion of best practice clauses relative to the establishment of good practices and to environmental protection in our contracts with suppliers.</p>	page 44, page 50, page 54

GRI STANDARD	CONTENTS	ANSWER / CONTENT	PAGE
<b>GRI 400. Social topics</b>			
<b>GRI 401. Employment 2016</b>			
401-1	New employee hires and employee turnover		page 59-62, page 83
401-3	Parental leave	In 2022 there were no cases in which parental leave was applied.	page 64-65
<b>GRI 403. Occupational Health and Safety 2018</b>			
403-1	Occupational health and safety management system		page 64-65
403-9	Work-related injuries	No absenteeism hours were recorded in 2022.	page 65
403-10	Occupational ailments and diseases		page 65
<b>GRI 405. Diversity and Equal Opportunities 2016</b>			
405-1	Diversity of governance bodies and employees		page 59
405-2	Ratio of basic salary and remuneration of women to men		page 62
<b>GRI 408. Child Labour 2016</b>			
408-1	Operations and suppliers at significant risk for incidents of child labour	In 2022 we did not identify any actions that violate Human Rights in our activity nor did we report any violations in this regard.	
<b>GRI 409. Forced or Compulsory Labour 2016</b>			
409-1	Operations and suppliers at significant risk of cases of forced or compulsory labour	The Ecoener Group fulfils the legislation in force in all the markets where it operates, guaranteeing that it does not violate Human Rights. The company is developing a supply chain control and supervision system to ensure that there are no breaches in its value chain.	
<b>GRI 410. Security Practices 2016</b>			
410-1	Security personnel trained in human rights policies or procedures	The security of the facilities is outsourced to security companies and therefore all the security personnel of the different plants is duly trained.	
<b>GRI 411. Rights of Indigenous Peoples 2016</b>			
411-1	Incidents of violations involving rights of indigenous peoples	None of our projects directly or indirectly affects indigenous peoples.	
<b>GRI 413. Local Communities 2016</b>			
413-1	Operations with local community engagement, impact assessments, and development programs		page 18, page 38, page 50-51, page 67-73
413-2	Operations with significant actual and potential negative impacts on local communities	No adverse impacts were detected in the local communities. The only impacts that can be recorded are those caused in during the construction work, but very localised in time and of low magnitude. All impacts are studied and developed in the corresponding Environmental Impact Studies of the projects.	

GRI STANDARD	CONTENTS	ANSWER / CONTENT	PAGE
<b>GRI 414. Supplier Social Assessment 2016</b>			
414-1	New suppliers that were screened using social criteria	Most of the construction projects carried out in 2022 correspond to photovoltaic plants. The main suppliers of the photovoltaic facilities are: Longi (solar panels), Schletter (trackers), Sungrow (inverters). They all have strict Human Rights Policies.	
414-2	Negative social impacts in the supply chain and actions taken	We do not work with suppliers that cause adverse social impacts.	
<b>GRI 416. Customer Health and Safety 2016</b>			
416-2	Incidents of non-compliance concerning the health and safety impacts of products and services	No incidents of non-compliance concerning the health and safety impacts of products and services have been found.	
<b>GRI 418. Customer Privacy 2016</b>			
418-1	Substantiated complaints concerning breaches of customer privacy and losses of customer data	No complaints concerning breaches of customer privacy or loss of data were filed.	





Independent  
valuation  
report



## VERIFICATION

TÜV SÜD Iberia S.A.U. has contrasted that

**The 2021 SUSTAINABILITY REPORT of ECOENER has been prepared in accordance with the requirements set out in the GRI standards** in their new update as of 1 January 2023.

In order to verify this information, a Verification Audit was carried out on 13 and 14 March 2023, in telematic mode. This audit verified the veracity of the data included in the report based on the principles of the AA1000AS Sustainability Assurance Standard, which allows identifying, prioritising and responding to sustainability challenges to improve the long-term performance of the company and the requirements established in the International Standard on Assurance Assurance Engagements and compliance modifications (NIEA 3000 Revised).

Diana Abengózar  
TÜV SÜD IBERIA S.A.U

In Madrid, March 20, 2023

