

2023

SUSTAINABILITY
REPORT



✓ VERIFIED

 **ECOENER**

Table of contents

Letter from the chairman 6

Scope of the report and drafting criteria

- Principles of the materiality assessment 10
- Towards double materiality 12
- Ecoener's Strategic Sustainability Plan 16

01. We are Ecoener

- Renewable energy, constant value 24
- Global data 26
- Year in review 28
- A sustainable business model 30
- Where we are 32
- How we do it 34
- We drive growth with sustainable finance 36
- We assess our impacts 38
- Committed to a sustainable future: Generating carbon credits and renewable energy certificates 40

02. We are committed to responsible governance

- How we organize 48
- Our governance model 54
- Sustainability is a core part of our strategy 66

04. We seek well-being in and out of the workplace

- Quality employment 104
- Commitment to society 122

03. We take care of our environment

- Environmental management 70 and protection 70
- Sustainable management of resources 86
- Carbon footprint 92
- Consumption of materials 94 and responsible waste management 94

Annexes 136

GRI table of contents 142

Independent Assurance Report 156

San Bartolomé hydroelectric power station, located in Fragas del Eume (Galicia, Spain).



Our Commitment to Decarbonisation: Ecoener Achieves Top Rating in Standard & Poor's Shades of Green Assessment during 2022 and 2023.

STANDARD & POOR'S



Cicero's Shades of Green, an S&P integrated company, has awarded a Dark Green shade, corresponding to the highest rating, to 100% of Ecoener's CAPEX and OPEX revenues for two consecutive years, 2022 and 2023. And a Good rating in its overall assessment of the company's governance structure and processes. Renewable energy will be a key element in a low-carbon, climate-resilient future and solar, wind and hydro assets are seen as dark green solutions.

Cicero's Shades of Green, a company integrated into Standard & Poor's in December 2022, classifies companies into five levels, each corresponding to a different colour. Within the colour range, dark green is the highest rated and is intended for projects and solutions that correspond to the long-term vision of a low-carbon and climate-resilient future.

The assessment carried out for Ecoener showed that the company's revenues come from the sale of renewable energy produced by these assets, from the services (engineering, operation and

maintenance) it provides to other renewable energy facilities that do not belong to Ecoener, and from renewable energy trading.

Ecoener's OPEX and CAPEX are all expenses related to the construction, planning, operation or trading of renewable energy facilities (its own or partners') and are therefore also considered Dark Green. The overall assessment of Ecoener's governance structure and processes is given a rating of Good. The company's sustainability vision is clearly articulated and solidly executed.

Letter from the chairman

Once again, Ecoener continues to show its commitment to transparency through our annual sustainability balance sheet.

Our business growth can only go hand in hand with sustainable development. The challenges we face are huge and require great effort to provide innovative and efficient solutions in renewable energy generation.

During 2023 we have achieved significant milestones that endorse the way we work. I would like to highlight that we have obtained the top Dark Green shading from Standard & Poor's (CICERO's Shades of Green program), due to our high commitment to decarbonization as reflected in the management of the company's operating expenses (OPEX) and capital expenditure (CAPEX).

We reaffirm our commitment to sustainability by recognizing our responsibility to the environment and the populations where we operate. For this reason, we step up efforts to measure and reduce our carbon footprint, promote the preservation of natural resources, and encourage ethical business practices throughout our operations.

In the current report we reflect that, yet another year, we have verified our carbon footprint with TÜV SÜD. In addition to Scope 1 and 2, this past year we have undertaken the calculation of Scope 3. We are committed to a transition towards a low-carbon economy, and in 2023 have reduced the ratio of Scope 1 emissions between power in construction and power in operation by 17%, compared to 2021.

In 2023 we carried out the environmental recovery of our wind farms in La Gomera, together with the island's Asociación de Diversidad Funcional, made up of young people fighting for full social inclusion. This has given us great satisfaction.

Along these lines, we are also proud of the creation of the Fundación Fragas do Eume for the defense, preservation, protection, and management of the environment and diversity of the Fragas do Eume natural park, which was declared as such in 1997 and is considered one of the best Atlantic forests in Europe.



Our business growth can only go hand in hand with sustainable development.



Another highlight this year was our first agrivoltaics project in the Dominican Republic, which combines the production of solar photovoltaic energy with traditional activities such as sheep grazing. It is an innovative strategy that enables a harmonious coexistence between technology and agriculture.

On the other hand, in line with our social commitment, during 2023 we have kept on contributing to several social improvement projects. All our facilities have an associated action plan that seeks to promote the development of the area and its immediate population. In this way we contribute to the progress of society without leaving anyone behind.

We continue to work together with passion and determination, with the premise of the positive impact that we can have through our work. In 2023, we have taken another step forward in the business and have begun to develop energy storage projects. This year we have been awarded 6.9 million euros of NextGeneration-EU funds for five energy storage projects in the Canary Islands.


Finally, thanks to the strategic development we have carried out in recent years, at the end of the year Ecoener was present in 14 countries and had an installed capacity of 342 MW in operation.

At Ecoener we will continue to build up our progress in environmental and social management with the best governance: these have been our hallmarks for 35 years. We want to make them develop with effort and dedication, contributing to improve our society.



Luis de Valdivia
Chairman of Ecoener

Scope of the report and drafting criteria



Principles of the materiality assessment

At Ecoener we publish our Sustainability Report on an annual basis with the aim of offering transparency about the impacts of our company. We have drawn up this sustainability report with the GRI Standards as a reference.

Throughout all our processes we aim to provide accurate and quality data. The fact that our stakeholders can get to know our impacts and how we are mitigating them creates a sense of trust in the organization. We recognize that our actions uniquely affect each of these stakeholders, allowing them to assess both the risks and associated opportunities in a more informed and comprehensive way.

In publishing our activities to make them accessible and understandable to all our stakeholders we seek to strike a balance. We clearly and directly reflect all our impacts without any room for misunderstanding and provide information in a concise and consolidated manner.

We carefully select the information to be published in order to compare our current impacts with previous ones and with the goals to be achieved. Therefore, the tables in this report show the two previous periods and express the amounts in the same unit of measurement. We are consistent in the methods we use to measure and update data that has changed from previous publications.

We provide all relevant information on our impacts to ensure that it is comprehensive and sufficient for proper analysis.

The focus of our sustainability report is social and environmental, with the aim of showcasing our goals to promote sustainable development. Each year, we share this information with our stakeholders, using officially recognized targets and measures to disclose all our data globally.

Finally, we ensure that all this information is adequately recorded and analyzed in our systems to ensure that it is verified by internal and external actors.



The focus of our sustainability report is social and environmental.

Jedey wind farm on the island of La Gomera, Canary Islands.



Towards double materiality

At Ecoener, we have carried out an exhaustive materiality assessment to identify and prioritize the crucial aspects inherent to our activity. This assessment has allowed us to pinpoint the stakeholders with the greatest influence and impact on our operations, which include:

- **Investors**
- **Employees**
- **Suppliers**
- **Public administration and regulators**
- **Local communities**
- **Society**

To gather accurate information on the concerns of these groups, we carried out an initial in-depth analysis, benchmarking of the industry, interviews, and applied the GDI questionnaire with a total of 117 responses. Employees were the group that participated the most, accounting for 52% of the total.

Based on these responses and interviews with relevant stakeholders, we developed a materiality matrix and compared it to the GRI standards to define the company's strategic prioritization. On this basis, we designed impact plans to address the material issues of greatest concern, in line with our quest for sustainable business growth.

The material issues identified in relation to our business and stakeholders are diverse and cover professional, environmental, business, and local community aspects. Here are some of them:

- **Professional:**
 - Talent management
 - Working conditions.
 - Diversity and equality at work.
 - Health and safety at work.
 - Protection and management of impacts on local communities.
- **Environmental:**
 - Climate change.
 - Biodiversity protection.
 - Reducing emissions that contribute to climate change.
 - Water management.
 - Integration of renewable energies into the electricity system.
- **Business:**
 - Regulatory compliance.
 - Sustainable finance.
 - Accountability and reporting.
 - Independent composition and diversity of governing bodies.
 - Relationship with public administrations.
 - Cybersecurity.

- Transparency with stakeholders.
- Management of the value chain to make it more sustainable.
- Favoring the choice of local suppliers.
- ESG assessment of suppliers.
- **Local communities:**
 - Protection and management of impacts on local communities.
 - Local wealth creation.

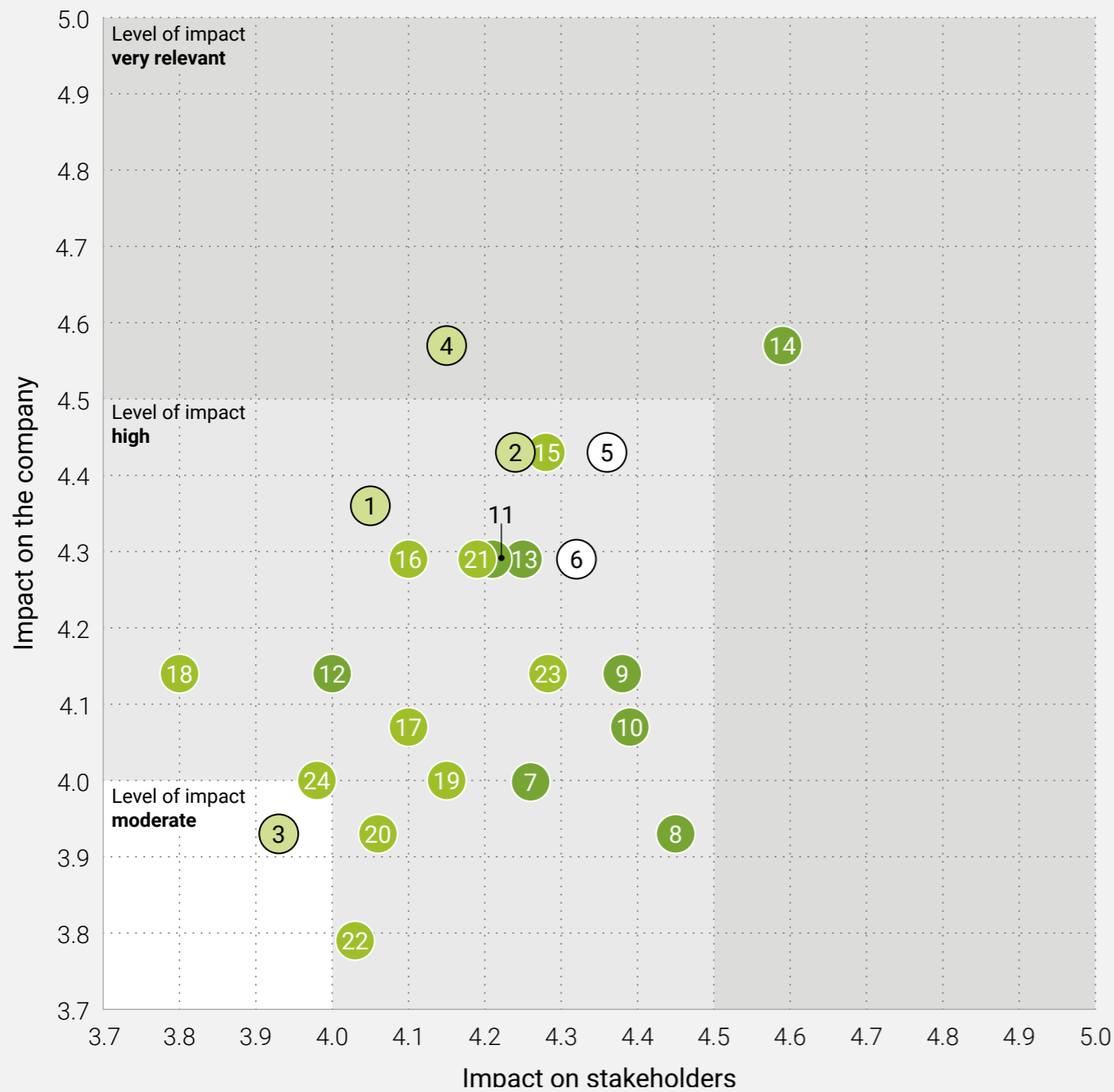
This analysis has led us to expand our list of material issues from 13 to 24, covering new perspectives on talent management, relationship with suppliers and sustainable finance, among others. Thanks to this approach, we can track each stakeholder in more detail, understanding the most and least relevant aspects of our operations.

117
RESPONSES



Detail of the Cumayasa 1 photovoltaic plant in the Dominican Republic.

Double materiality matrix



- Professional**
 - 1. Talent management
 - 2. Working conditions
 - 3. Diversity and equality
 - 4. Health and safety at work
 - Local communities**
 - 5. Protecting and managing impacts on local communities
 - 6. Local wealth creation
 - Sostenibilidad ambiental**
 - 7. Climate change
 - 8. Biodiversity protection
 - 9. Reducing emissions that contribute to climate change
 - 10. Waste reduction and management
 - 11. Circular economy
 - 12. Innovation in industry
 - 13. Water management
 - 14. Integration of renewable energies in the electricity system
 - Business**
 - 15. Regulatory compliance
 - 16. Sustainable finance
 - 17. Accountability and reporting
 - 18. Independent composition and diversity of governing bodies
 - 19. Relationship with public administrations
 - 20. Cybersecurity
 - 21. Transparency with stakeholders
 - 22. Full value chain management
 - 23. Favoring the choice of local suppliers
 - 24. ESG assessment of suppliers
- Level of impact**
- Very relevant
 - High
 - Moderate

Ecoener's Sustainability Strategy

During the period of the Strategic Sustainability Plan 2020-2023, we committed to implementing a series of sustainability measures and actions with several goals, including:

- Minimizing our environmental impact.
- Encouraging the adoption of clean energy.
- Contributing to a more sustainable future.

Although significant progress has been made, some of the proposed actions have not been completed due to factors such as economic constraints, regulatory changes, and the inherent complexity of implementing large-scale projects. However, we have achieved significant results during the period of the Strategic Sustainability Plan 2020-2023.

- We have increased our renewable energy generation capacity and consolidated our presence in Latin America.
- We have reduced our greenhouse gas emissions and grown exponentially, reaching 342 MW of installed capacity at the end of the period.
- We have strengthened our partnerships with local organizations and communities interested in the transition to a more sustainable energy model.

To ensure that our commitment to sustainability is ongoing and effective, it is essential to follow through on outstanding actions and maintain the strategic focus outlined in the previous plan. We recognize the need to address persistent challenges and



During the 2020-2023 period, we have increased our renewable energy generation capacity by launching new projects in different parts of the world.

seize emerging opportunities in the field of renewable energy to continue to lead the transformation towards a cleaner and more sustainable energy future.

Therefore, the new 2024-2026 Strategic Sustainability Plan is conceived as a natural extension of the previous plan, preserving its vision, goals, and main lines of action. This will allow us to capitalize on the progress achieved so far and ensure the continuity of efforts focused on the promotion of renewable energy, the optimization of our processes, and the search for innovative solutions that drive sustainability in all areas of our operations.

With the new plan, we are committed to keep developing high-quality renewable energy projects, strengthening energy efficiency, promoting research and development of clean technologies, and working closely with our stakeholders to promote our company's environmental awareness and social responsibility.

Detail of the plantations at our facilities in the Canary Islands (Spain).





Environmental criteria

Commitment to the natural environment

To care for the environment means respecting the natural surroundings and to make the necessary resources available to produce the least possible impact by developing our activity.

1.1 Protection of biodiversity

- Adapting the facilities to the natural conditions of the environment to care for each location as a unique space that we must preserve.
- Continuing to make progress towards the goal of achieving zero loss of biodiversity and offsetting the residual impact (the impact generated despite the mitigation measures).
- Ensuring the necessary resources and investments in technologies to protect the flora and fauna in the natural surroundings where our projects are developed.

1.2. People

- Optimizing the use of natural resources and materials for a more responsible, efficient, and sustainable management.

- We are involved in all stages of projects to ensure proper management of environmental risks and to minimize any negative impacts that may arise from our activity. In the new plan, we will focus on extending the lifespan of our projects as much as possible.

1.3 Waste

- Reducing the generation of waste and ensuring its proper management. We will continue to move towards a circular economy model: we will work to enhance the value of appropriate waste management in the areas in which we operate and move towards zero waste. For example: we will seek solutions for the proper recycling of solar panels and other materials.
- We will also promote the reuse of waste in our electronic equipment (office equipment, mobile phones, etc.) and the purchase of second-hand equipment.

1.4 Water

- At Ecoener we want to ensure that:
 - Facilities do not use more water than the minimum required.
 - The return of water to nature is carried out in compliance with the minimum requirements..
- Water is not polluted in the energy generation process.
- Improving water management in the company's facilities and in each of the projects we undertake.

1.5 Climate (pollution prevention and control)

- Identifying new opportunities for renewable energy projects.
- Supporting and enhancing the integration of renewables in the electricity system of countries.
- Creating a roadmap towards zero consumption and zero impacts to promote the energy efficiency of projects.
- Integrating climate change risks into Ecoener's strategic planning processes.
- Making progress in the analysis of risks and opportunities to take the necessary steps to adapt to the consequences of climate change.
- Joining voluntary initiatives that make Ecoener's commitment to climate change mitigation visible.

Detail of the landscape in the Ciervas hydraulic power plant (Orense, Galicia, Spain).





Social criteria

Commitment to people (teams, local communities, and society at large).

Ensuring decent, fair, and favorable working conditions for the entire workforce.

Establishing solid and trusting relationships with the local communities in the territories where we operate.

2.1. People

- Maintaining a policy of zero accidents and self-care.
- Ensuring the necessary resources and investments to protect health, prevent risks, and guarantee people's wellbeing.
- Strengthening actions to promote healthy habits among the workforce (diet, physical activity, mental health, etc.).
- Ensuring a dignified and respectful working environment for everyone.
- Promoting inclusion and diversity measures and actions that ensure equal treatment for all employees.
- Promoting and supporting training and professional development programs.

- Developing initiatives for the recognition of merit and performance of the workforce.
- Fostering a culture of care for the environment and respect for human dignity among employees.

2.2 Communities

- Making progress in the due diligence process to identify, prevent, mitigate, and account for how we address our impact on human rights in all the territories where we operate.
- Ensuring the safety and physical integrity of the environment and third parties wherever Ecoener operates.
- Promoting the generation of value and establishing solid and trusting relationships with the communities in the territories where we operate.

2.3 Stakeholders

- Improving the generation of quality local employment through hiring and promotion of local procurement.
- Breaking stereotypes of a masculinized sector and promoting the incorporation of women into the workplace in the communities where Ecoener operates.
- Promoting responsible and sustainable procurement.
- Prioritizing low-carbon purchasing: x% of purchasing processes awarded to suppliers based on the total cost of a product or service over its entire life cycle (TCO) and not on their CAPEX.
- Incorporating stakeholder's opinions into the company's strategy.



Governance criteria

Commitment to a responsible business model.

Promoting a corporate culture based on transparency, integrity, trust, and long-term vision.

3.1 Compliance

- Consolidating an ethical business culture accepted by all staff, suppliers, and third parties with whom Ecoener has a relationship.

3.2 Ethics

- Being able to respond to potential incidents and/or complaints involving the dignity of the people who are part of Ecoener.

3.3 Reporting

- Integrating reporting into the company's strategic planning.



Business criteria

Aligning our investment plan with the energy transition to promote a sustainable business development that also consolidates our technologies and regions.

4.1 Long-term sustainable business


- Ensuring the sustainable growth of the company.
- Incorporating sustainability as a cross-cutting value in each of the company's actions and activities.

4.2 Sustainable technological innovation

- Reaffirming the commitment to the use of the most advanced technologies not only in terms of quality but also in environmental protection.
- Ensuring efficiency and quality in all the projects developed.
- Making progress in the company's digitalization process to remain at the forefront.

01.

We are
Ecoener



Renewable energy, constant value

At Ecoener we understand that the search for sustainable development at a global level is the best possible strategy to combine business and social growth with caring for our planet. For more than 35 years our business model and purpose have always been the same: a constant search for energy projects, focused on the construction, maintenance, and generation of renewable energy.

We do this in a diversified way, working with hydro, wind, and photovoltaics, and we have also started to develop energy storage projects. We are leaders in the industry and our position is improving year by year: in 2023 we have expanded our business to **new countries** (we are currently operating in 14). Our business management has always followed **key ethical principles**: it is our way of understanding socio-economic and environmental development.



In 2023 we have started to develop renewable energy storage projects.

To take a further step in this direction, in 2022 we joined the United Nations Global Compact, and have **renewed our commitment in 2023**. We intend to show our alignment with the ten principles of the Global Compact, as well as our contribution to the Sustainable Development Goals of the UN **Agenda 2030**. Throughout this report we will try to reflect this spirit of fighting climate change, as well as the business ethics that define us.

Cumayasa 1 and 2 photovoltaic plants in the Dominican Republic..



Global data



Environment

63,607 (tCO₂):

SCOPES 1, 2 AND 3 OF CARBON FOOTPRINT

2023 FIRST YEAR VERIFICATION SCOPE 3, CARBON FOOTPRINT

17 %

REDUCTION COMPARED TO 2021 - RATO SCOPE 1 CARBON FOOTPRINT/POWER UNDER CONSTRUCTION

2,950 t

MANAGED WASTE

68 %

REDUCTION COMPARED TO 2021 - RATIO OF WATER CONSUMPTION/POWER UNDER CONSTRUCTION AND OPERATION

249,947 tCO₂

PREVENTED



Governance

64,010 k€

REVENUE

34,153 k€

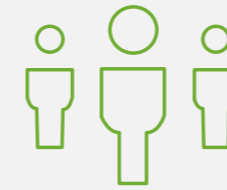
EBITDA

28,589 k€

OPERATING EXPENSES

8,653 k€

EXPENDITURE ON SALARIES



Social

314,754 €

INVESTMENT IN SOCIAL PROJECTS

945 Ud

TOTAL SUPPLIERS

45 %

EXPENDITURE ON LOCAL SUPPLIERS IN SPAIN

97.91 %

EXPENDITURE ON LOCAL SUPPLIERS IN DOMINICAN REP.

99.64 %

LOCAL SUPPLIERS IN COLOMBIA

164 Ud

EMPLOYEES

1 Ud

EMPLOYEE WITH A DISABILITY

32 %

FEMALE EMPLOYMENT

27 %

FEMALE MANAGEMENT

48 %

EMPLOYMENT IN DEVELOPING COUNTRIES

124,934 Ud

TOTAL HOUSEHOLDS SUPPLIED

Year in review



February

- We present the company's annual results.

March

- We inaugurate five wind farms in the Canary Islands with a capacity of 12 MW and an investment of €17M.



April

- We set up the Fundación Fragas do Eume for the preservation of the natural park with the same name. The Xunta de Galicia declares it of Galician Interest.
- We help to optimize the energy consumption of the Universidad Primada de América (Dominican Republic) by donating 93 bifacial photovoltaic panels.
- We publish the 2022 sustainability report.

May


- The Comisión Nacional de Energía (CNE) of the Dominican Republic gives the green light to the development of the Payita 1 photovoltaic plant.

June

- Traditional company meeting in honor of Our Lady of Light (patron saint of the industry).



- We hold the General Shareholders' Meeting. The GSM approves the appointment of Marta Fernández Currás as a new independent director.




July

- Young people from the Asociación Diversidad Funcional of La Gomera accompany us in the creation and installation of windbreaks for endemic species in several wind farms.



October

- At the Cumayasa 1 photovoltaic plant we have set up a pilot agrivoltaics project, which combines the production of solar photovoltaic energy with traditional activities such as sheep grazing.



- Ecoener is awarded €6.9M of "Next Generation - EU" funds for energy storage in the Canary Islands.

November

- We inaugurate two photovoltaic parks in the Dominican Republic (97 MW). They will supply 48,000 households each year.
- CICERO's Shades of Green awards us the Dark Green shading (the highest) to 100% of our CAPEX and OPEX revenues.
- We sponsor the IX Noite de Enerxía of the Colegio Oficial de Ingenieros Industriales de Galicia.

December

- We attend the Congreso Nacional de Energías Renovables as the main sponsor.
- We launch a €50 million green notes program on the Alternative Fixed-Income Market (MARF).



- We celebrate our 35th anniversary.



- We are becoming a safe and quality energy supplier in Ecuador, investing USD 200 million in the construction of two hydroelectric power plants..
- In 2023, we provided 4,969 hours of training. Most of these were in Occupational Risk Prevention.

Projects declared of General Interest by the Regional Ministry of Ecological Transition, Fight against Climate Change and Territorial Planning of the Government of the Canary Islands:

- ISF Marmolejos (Gran Canaria-13/03/2023).
- ISF Barrial (Gran Canaria-13/03/2023).ISFAnzo (Gran Canaria-13/03/2023).
- ISFGaldar(Gran Canaria-13/03/2023).ISF La Herradura (Gran Canaria-28/02/2023).
- ISFSalinetas(Gran Canaria-28/02/2023).
- ISFTufia(Gran Canaria-28/02/2023).PE Las Casillas (Gran Canaria-27/03/2023).



A sustainable business model

Vista aérea central hidráulica Ciervas (Orense, Galicia, España).



Our commitment to the environment and the fight against greenhouse gas emissions is what defines us. At Ecoener we have developed our business model around renewable energies, promoting decarbonization and seeking to contribute to social progress.

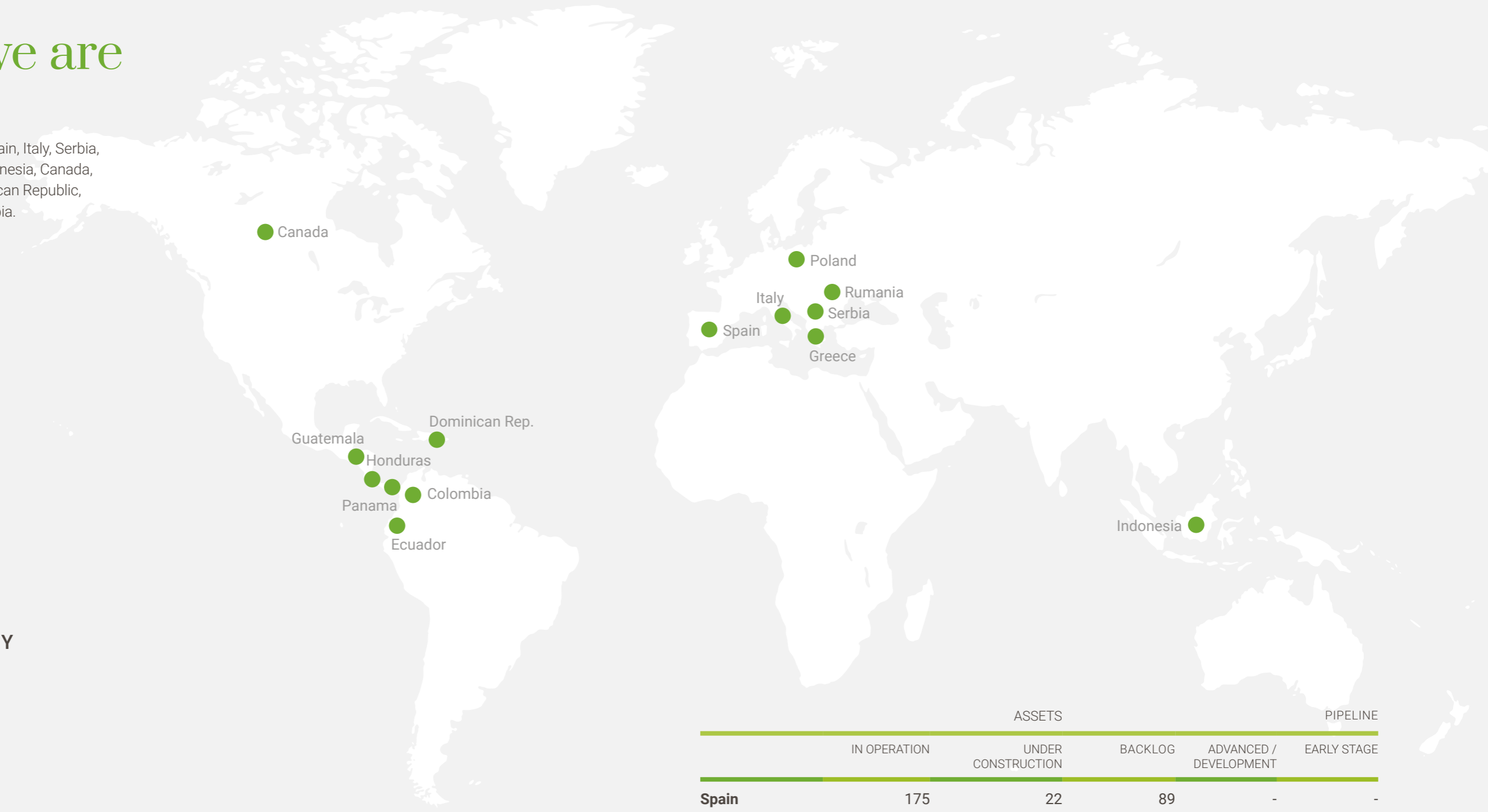
What we do

We focus on power generation in hydroelectric power plants, wind farms and photovoltaic facilities. For each of these business lines, we establish five development stages:

1. **Preliminary stage:** we analyze opportunities, look for funding, and analyze the viability of the project.
2. **First stage (promotion and development):** we assess the environmental impact and obtain the necessary permits.
3. **Second stage:** construction of the plant.
4. **Third stage:** operation begins. We generate and sell energy, carbon credits or certificates while taking care of maintenance.
5. **Dismantling stage:** we return the site to its original state.

Where we are

We operate in 14 countries: Spain, Italy, Serbia, Poland, Romania, Greece, Indonesia, Canada, Guatemala, Honduras, Dominican Republic, Panama, Ecuador, and Colombia.



39
OPERATING
FACILITIES

342 MW
INSTALLED CAPACITY

12
FACILITIES UNDER
CONSTRUCTION

399 MW
UNDER CONSTRUCTION

499.734 MWh
ENERGY PRODUCED

14
COUNTRIES 

	ASSETS			PIPELINE	
	IN OPERATION	UNDER CONSTRUCTION	BACKLOG	ADVANCED / DEVELOPMENT	EARLY STAGE
Spain	175	22	89	-	-
Colombia	41	47	47	-	81
Guatemala	14	148	-	-	-
Honduras	16	-	-	-	-
Dominican Rep.	96	182	-	-	144
Other locations	-	-	135	276	737
Total	342	399	271	276	962

* Capacity (MW).

How we operate

At Ecoener we have developed a resilient business model through the implementation of five strategic pillars:

1 
DIVERSIFICATION OF ENERGY SOURCES

2 
FINANCIAL AND NON-FINANCIAL RISK CONTROL

3 
MONITORING MARKET TRENDS


4 
ASSESSMENT OF ENVIRONMENTAL AND SOCIAL ASPECTS

5 
COMMITMENT TO SUSTAINABLE DEVELOPMENT

The permanent **search for financial stability** leads us to thoroughly analyze the different projects in each country, as well as to ensure a proper development and an effective control of the possible financial risks that may arise.

By working with **three types of energy sources** (hydroelectric, wind, and photovoltaic), we reduce the potential risks associated with energy dependence on a single source. Therefore, we manage to control the risks associated with our value chain thanks to the vertical integration of our activities and to our flexibility in adapting to market trends.

At Ecoener we are clearly committed to **sustainable development and the protection of the environment**, which is why we constantly assess the potential impacts of our activity and ensure our capacity to adapt to the changes that come from our regulatory or social environment.

 **We work with three types of energy sources: hydroelectric, wind and photovoltaic.**

Wind farm on the island of La Gomera (Canary Islands, Spain).



Driving growth with sustainable finance

As part of our growth and expansion strategy, we have been listed on the continuous market of the Spanish Stock Exchange since 2021.

In October 2022, together with a consortium of 6 entities coordinated by BBVA, we formalized our first sustainable finance for a value of €85.5M. In 2023, this amount was extended by €10.0M with the addition of another entity to the syndicate. The loan, aligned with the Sustainable Development Goals, is an innovative financing formula in the renewable energy sector, and

is exclusively for projects certified as fully sustainable. The purpose of this financing is to accelerate the development of the group's project portfolio and to bolster international expansion.

In 2023, the long-term financing of the Cumayasa 1 and Cumayasa 2 photovoltaic plants in the Dominican Republic and the Sunnorte plant in Colombia was formalized by local entities under project finance structures.

In the Dominican Republic, funding amounted to \$75.5M and in Colombia to 57 billion Colombian pesos (\$14.6M).

Financing has also been formalized in the Canary Islands by local investors for several photovoltaic plants and a wind farm.

As part of our investment commitment, we renewed our green notes issuance program on the Alternative Fixed-Income Market (MARF). During 2023 we issued promissory notes for an amount of €42.1M.

Llanos del Sur photovoltaic plant (Honduras).



Wind farms in La Gomera (Canary Islands, Spain).



"In 2023 we completed the allocation of our sustainable finance, aligned with the Sustainable Development Goals. We earmarked the funds for the construction of the Cumayasa 1 and Cumayasa 2 PV plants in the Dominican Republic and for the Sunnorte plant in Colombia. The launching of these plants formalized the long-term financing by local entities under project finance structures".

We assess our impacts

As a key part of our sustainability strategy, we carry out comprehensive analyses to assess the potential environmental, social, economic, and governance impacts of our activities as a renewable energy developer. These analyses help us to accurately identify a wide range of effects, both positive and negative, that our operations may have in different areas. Based on these findings, we develop corrective and preventive measures designed to maximize positive impacts and mitigate any potential negative effects.

Our commitment to continuous impact assessment places us at the forefront of corporate responsibility, driving us to constantly seek new ways to improve our sustainable performance.

Prior to the implementation of any project, we conduct environmental impact surveys to ensure that we comply with legal limits, without compromising the integrity of the environment. We also make sure that we comply with relevant international regulations.



Positive impacts:

Local employment generation: Our investments have contributed positively to local communities by creating jobs, promoting sustainable economic development, and improving conditions at the sites where we operate.

Infrastructure development: We have promoted the development of local infrastructures such as roads and electricity grids, benefiting each area where we operate.

Income for communities: Through agreements and partnerships, we have promoted the generation of additional income for local communities, strengthening financial stability at the local level.

Education and sustainable development: We implement education and awareness programs to promote understanding of renewable energy and its long-term benefits.



Negative impacts:

Changes in land use: In some cases, the development of renewable infrastructure has led to changes in land use, affecting the availability of land for other purposes.

Potential noise and visual pollution: In areas close to wind farms, visual and noise impacts could affect the quality of life of some communities.



Sustainable actions

Dual land use: We carry out activities that are compatible with traditional practices to reduce the impact associated with land use. In this context, we highlight the concept of agrivoltaics, which combines agricultural land with the installation of photovoltaic energy systems, thus maximizing the use of space by generating renewable energy and employing the land for livestock.

Adequate distance and planning: We carefully choose the locations of wind farms, maintaining adequate distances from residential areas and considering the specific features of the topography of the area, which also helps us to mitigate the impact of noise and visual pollution.

Community engagement: We engage in an open and constant dialogue with local communities, incorporating their needs and expectations into the way we work.

Compensation and local benefits: We implement economic compensation and local benefit programs to counteract negative impacts and ensure an equitable distribution of the benefits generated by our projects.

Committed to a sustainable future: Generation of carbon credits and renewable energy certificates

At Ecoener, we recognize the importance of generating additional revenue that not only supports our activity, but also drives progress towards a more sustainable future. That's why, in addition to our core business of clean energy generation, we engage in the production of carbon credits and renewable energy certificates.

These revenues not only represent a financial opportunity, but also serve as a crucial incentive to strengthen the development of renewable energy and to promote decarbonization.

Sunnorte photovoltaic plant (Colombia).



These are some of the financial instruments we have developed:



Carbon credits: Carbon credits are units of measurement that represent a reduction, elimination or offset of one metric ton of carbon dioxide (CO₂) or of another equivalent greenhouse gas. They are generated through projects that reduce or avoid emissions of greenhouse gases, such as renewable energy, energy efficiency, or carbon capture and storage. These credits are used in carbon markets to incentivize climate change mitigation and meet emission reduction targets. Companies can buy carbon credits to offset their own emissions or to meet regulatory emission requirements.

Guarantees of Origin: Guarantees of origin are certificates issued by competent authorities that ensure that the electricity comes from specific renewable sources. These certificates provide transparency and confidence to consumers, allowing them to identify and choose sustainably produced electricity. Guarantees of origin can also be used by companies and organizations to meet their sustainability and environmental responsibility goals.



I-RECs (International Renewable Energy Certificates):

I-RECs are certificates that verify electricity generation from renewable sources. These certificates provide a reliable and transparent record of renewable energy production and are used to support clean energy claims. I-RECs are interchangeable and can be used in international markets to prove the renewable origin of the electricity consumed.

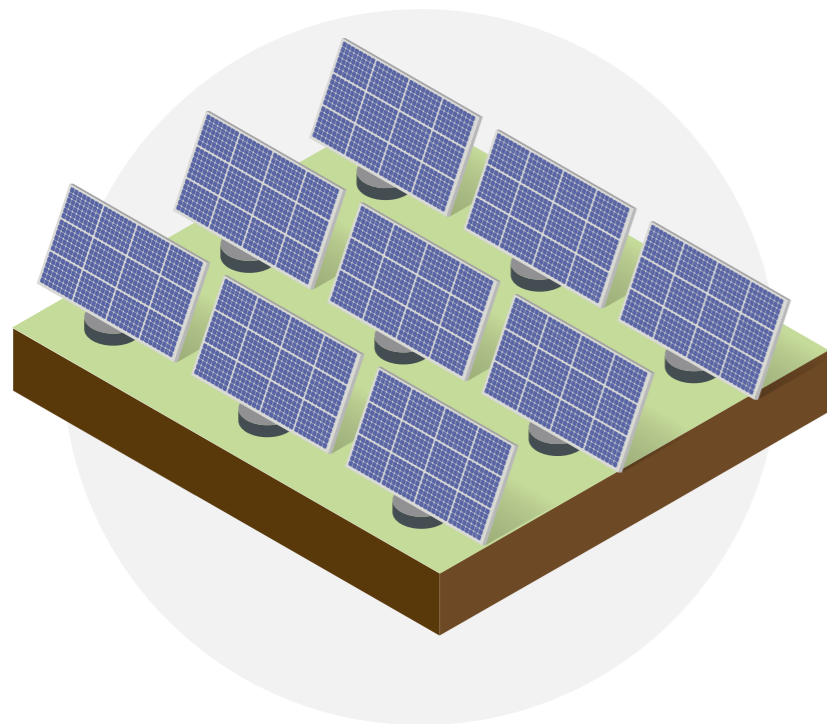
We strive to obtain renewable energy certification or carbon credits at all our facilities:

- PF Llanos del Sur and AH Las Fuentes 2 are registered with I-Recs.
- We generate Guarantees of Origin (GO) at all facilities in Spain.
- PF Cumayasa 1 and 2, PF Cumayasa 4, PF Payita 1 and PF Payita 2 are in the process of Gold Standard labelling.
- The PF Sunnorte facility is in the process of registering in the COLCX Certification Program and Registration System for CO₂ mitigation projects.

The voluntary carbon market

1

When a **carbon project** reduces, avoids, or sequesters greenhouse gas (GHG) emissions, it can convert each ton into a **certified emission reduction** or **carbon credit**.

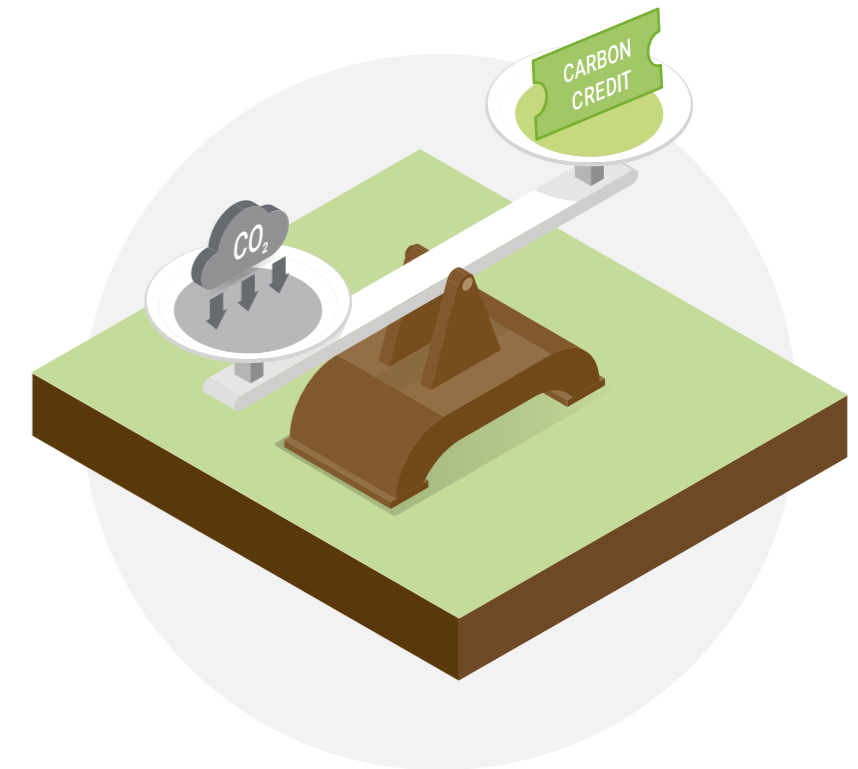


2

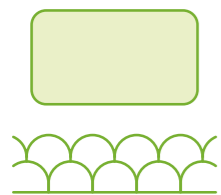
When a company operates, it generates greenhouse gas (GHG) emissions, but it can **neutralize its environmental impact** by purchasing this type of bond.

3

This mechanism is known as the **voluntary carbon market**, which allows companies to make their services and products **carbon neutral**.



What can be neutralized?



Events



Flights



Offices



Transportation



Industrial plants



Products and services

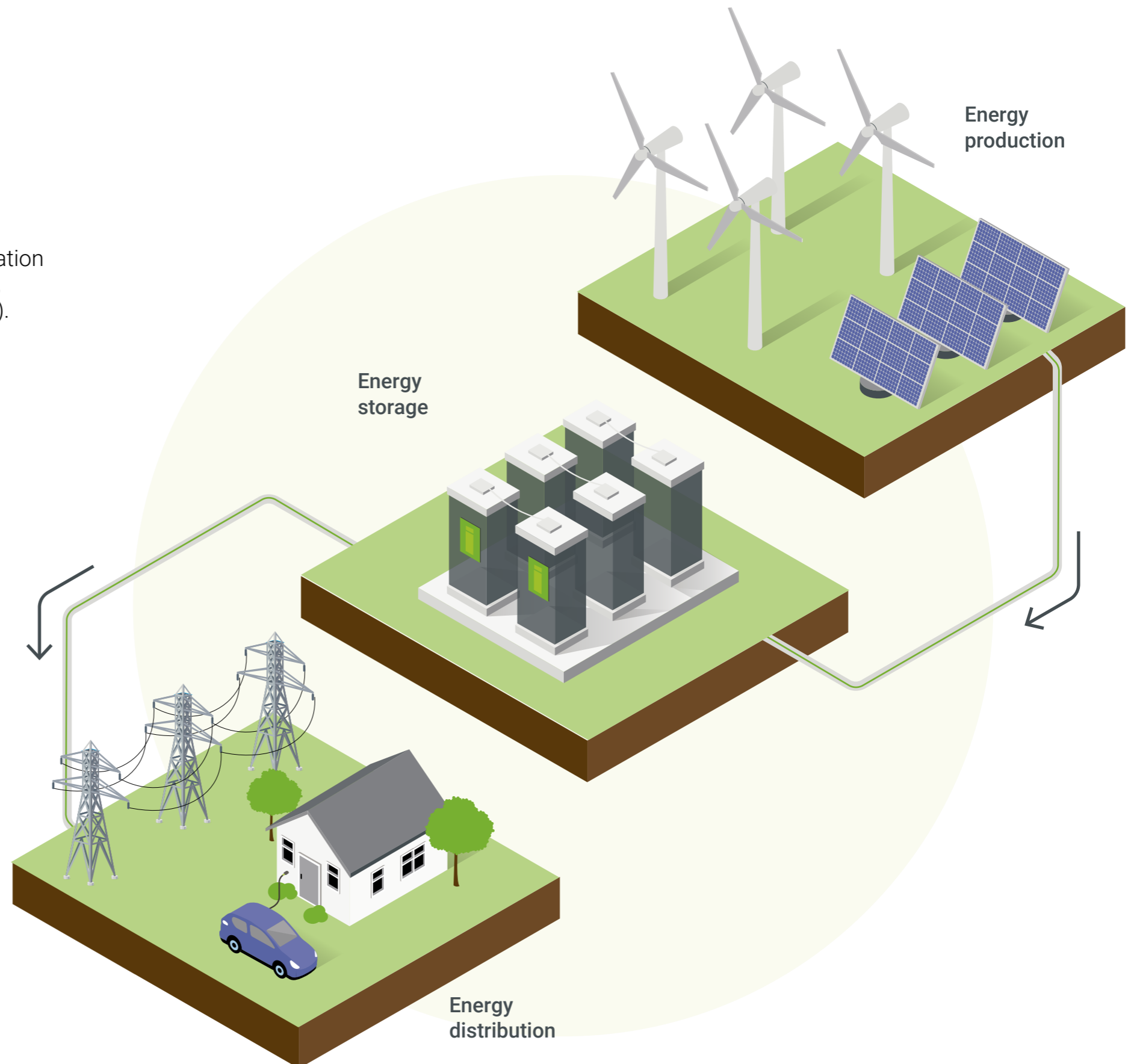
Energy storage in the Canary Islands: Enhancing asset value

At Ecoener we have started to promote several energy-storage projects, hybridized with some of our wind farms already in operation in the Canary Islands (Arcos del Coronadero, El Rodeo, La Caleta, Las Casillas 1 and Lomo del Moral, in San Bartolomé de Tirajana).

Innovative proposal

Energy storage is essential for the future of renewable energies since it enhances the security and stability of the electricity supply. Batteries store electricity and make it available for supply when required at times of low production.

Ecoener's storage projects, with a capacity of 21.6 MWh, will have an investment of €11.8M on the island, once again strengthening its leading role in the archipelago's renewable energy sector.



Ecoener has been awarded **12% of the total funds in the first call for renewable energy generation facilities, promoted by the Institute for the Diversification and Saving of Energy (IDAE)** in the Canary Islands and endowed with "Next Generation-EU" funds.

We have managed to receive support for **100% of the applications submitted** in this edition. The call has considered **technical, economic, environmental, and value creation criteria**.

02.

We are committed to responsible governance



Our organization

In an increasingly demanding society, it is important to have a robust governance framework that can sustain current needs and set a direction in which to move forward. At Ecoener we have an ongoing commitment to sustainability: **we promote a culture based on the principle of responsibility** and therefore start from within, with good corporate governance.

Our corporate governance is composed of a **Board of Directors** and **three committees** that seek to make decision-making easier, to promote efficiency and to address issues of high interest.

The Board of Directors, chaired by Luis de Valdivia, is made up of 11 members, eight men and three women, who in turn are members of the company's different committees. Some of the members of the board are external (or non-executive) and others are executive (they have a stake in the company's capital).

The Board, together with Ecoener's managers, guarantees good faith, ethics, and respect for good practices in all Ecoener's actions. For this reason, it is also the body responsible for approving Ecoener's different policies:

- **Remuneration Policy for Directors of the "ECOENER Group".**

- **Shareholder Communication Policy**

- **Corporate Tax Policy**

- **Corporate Governance Policy**

- **Shareholder Remuneration Policy**

- **Director Appointment Policy**

- **Internal Control System Policy (ICFR and ICFRS).**

- **Human Rights Policy**

- **Community Relations Policy**

- **Sustainability Policy**

- **Code of Conduct**

- **Regulations of the General Shareholders Meeting**

- **Regulations of the Board of Directors**

- **Code of Conduct for the Securities Markets**

- **Operating Rules of the Electronic Shareholder's Forum**

Both the appointment and engagement of our directors and potential conflicts of interest with the company are set out in the **Board of Directors' Regulations**. These regulations enhance our governance framework and clearly outline the types of conflict and our position in these situations.

Types of conflict

- Being a member of different boards of directors.
- Additional cross-involvement with suppliers and other stakeholders.
- The existence of controlling shareholders.
- Related parties, their relationships, transactions, and outstanding balances.

Conflict management

- Communication: Notifying the chairman or secretary of the Board of Directors of the situation.
- Holding back: Refraining from attending and intervening in the deliberation and voting on matters where a conflict of interest has been identified.
- Transparency: Notifying the directors of the matter in question, in accordance with the law.

Committees for effective management



To make decision-making easier and ensure effective management, we have three specialized committees for each area of work.

The Audit Committee and the Appointments and Remuneration Committee are internal bodies of an informative and advisory nature, without executive functions. They are made up of a chairman, a secretary and one or more directors appointed by the Board of Directors. The Sustainability Committee plays a key role in the company's strategy as it helps Ecoener to grow and improve in a responsible manner. The members of the committees can hold office for a maximum period of 4 years with a one-year break until the next re-election. We have set up the different Ecoener committees thanks to their help.

	NO. OF MEETINGS	ATTENDANCE (%)
Board of Directors	9	95%
Audit Committee	6	100%
Appointments and Remuneration Committee	7	100%
Sustainability Committee	3	100%





Audit Committee

The Audit Committee is made up of three members and its mission is to review the financial statements for compliance with current regulations, to evaluate the effectiveness of internal controls and to monitor the independence of the auditors to ensure the transparency and reliability of the information.

-  • **Mr. Fernando Lacadena**
Chair, Independent Coordinating Director
-  • **Mr. Dean Tenerelli**
Member, Independent Director
-  • **Mr. Juan Carlos Ureta**
Member, Independent Director
-  • **Mr. Ignacio Gómez-Sancha**
Secretary of the Committee





Appointments and Remuneration Committee

The Appointments and Remuneration Committee is made up of three members and its mission is to recommend and evaluate the appointments of senior executives and to establish and review the remuneration policies of senior management, as well as to identify candidates for key positions, propose remuneration plans aligned with the company's goals, and ensure transparency throughout the process.

-  • **Mr. Marta Fernández Currás**
Chair, Independent Director
-  • **Mrs. Inés Juste**
Member, Independent Director
-  • **Mr. Fernando Lacadena**
Member, Independent Coordinating Director
-  • **Mr. Ignacio Gómez-Sancha**
Secretary of the Committee

Sustainability Committee

The Sustainability Committee is made up of four members. Its mission is to ensure an ethical and sustainable approach. It guides the company's strategy with a critical approach that helps us to improve and grow in a controlled and responsible manner. The role of our chairwoman is to coordinate the policies and actions carried out with all stakeholders. With the aim of continuing to make progress in achieving our sustainability commitments, this year we have reviewed and approved the sustainability policy, the human rights policy, and the community relations policy.

-  • **Mrs. Inés Juste**
Chair, Independent Director
-  • **Mr. Dean Tenerelli**
Member, Independent Director
-  • **Dña. Ana Palacio**
Member, Proprietary Director
-  • **Mr. Fernando Rodríguez**
Non-member, Vice-president of Ecoener, Executive Director

Luis de Valdivia
Chairman and Managing Director



Fernando Rodríguez
Executive Vice-President
and Managing Director



Eduardo Serra Rexach
Proprietary
Director



Ana Palacio
Proprietary
Director



Rafael Canales
Proprietary
Director



Inés Juste
Independent
Director



Juan Carlos Ureta
Independent
Director



Marta Fernández Currás
Independent
Director



Fernando Lacadena
Independent
Coordinating Director



Dean Tenerelli
Independent
Director



Ignacio Gómez-Sancha
Secretary
Non-Director



Ecoener's real strength lies in its people

Since, 2011, Inés Juste has been the chairwoman of the JUSTE Group, a leading family company in the chemical-pharmaceutical industry, and she is currently a member of Ecoener's Board of Directors and chair of the Sustainability Committee. She shares her experience in the management of foundations and associations such as the Fundación Adecco or the Asociación para el Desarrollo de la Empresa Familiar de Madrid (ADEFAM) to ensure the company's good practices and corporate responsibility.



Inés Juste

Chair of the Sustainability Committee

Interviews

What role do you play as chair of the Sustainability Committee at Ecoener?

My role is to ensure that caring for the environment, social awareness, and adequate governance, all aspects that we have been working on for 35 years, are pillars of Ecoener's philosophy and are adapted to the new market requirements for listed companies.

I come from a family business and, just like Ecoener, I share a long-term vision where it is essential to make decisions that help us grow in an orderly way, with rigor, always looking to the future, and taking care of the business on a day-to-day basis, with transparency and honesty.

What do you think makes Ecoener different from other organizations in the sector on measures of growth and impact?

Ecoener knows how to establish itself in the countries where it develops its business, since it previously studies the viability of all aspects in detail, waiting to take the definitive step to start up the different projects.

Since the IPO, the company has grown enormously in terms of sustainability. We have reported on the three pillars of the ESG criteria. One of our main initiatives has been to make the Sustainability Report highly visible, with the same quality of financial and non-financial information.

But Ecoener's real strength lies in its people. Those who make up the company have made it possible for a family business to experience great growth in recent years. Ecoener's projects reflect their great human value, defined as constant effort, honesty, and attention to every detail.

How do you think the renewable energy sector should embrace the relationship with local communities? Do you consider collaboration between companies in the sector to be relevant in this regard?

The relationship with the communities needs to be improved, not only because of compliance, but also because the companies themselves have started to realize its importance and the responsibility it entails. The energy sector should not reach a territory with the sole purpose of exploiting its resources and leave. It is the duty of the companies to get to know what is there first, to open a dialogue with the communities, and to offer solutions so that they can continue to live in good conditions and be part of the project. They are not unrelated agents, but rather a part of the project, and should have a corresponding role.

From your point of view, as a leading figure of female business leadership, how do you think the renewable energy sector is evolving in terms of ensuring equal opportunities and the positioning of women in management positions?

As in all sectors, even more so in industrial sectors, equal opportunities for women are a challenge. Recruiting the best talent must be encouraged, but women should also be helped to develop their professional careers and reach management positions within companies.

I believe that there is a way to go, starting by encouraging technical vocations in schools and universities. If we do not count on women and their development, we will be losing competitiveness in the acquisition of talent and, therefore, within organizations.

Our governance model

Xestosa hydroelectric plant (Galicia, Spain).



We have 39 facilities operating globally and base our governance model on 3 pillars: protect, respect, and mitigate, which guide the way we do things to adapt our engineering to the environment. **We seek to ensure that the integration of our projects strikes a balance between respect for the social and environmental setting and our business activity.**

To move in this direction, we follow a series of international standards:

- The Sustainable Development Goals (SDGs), United Nations.
- The 10 Principles of the United Nations Global Compact.
- The United Nations Principles for Social Investment.
- The Global Reporting Initiative (GRI) Guidelines.
- International Labour Organization (ILO) Conventions

No. 107 and No. 169 on Indigenous and Tribal Peoples.

- The Equator Principles (EPs)
- International Labour Organization (ILO) Tripartite Declaration of Principles concerning Multinational Enterprises and Social Policy.
- The UN Basic Principles and Guidelines on Development-based Evictions and Displacement.
- International Finance Corporation (IFC) performance standards

We are aware that our activities entail social and environmental risks. To minimize these risks, we strive to analyze each situation and develop control mechanisms that we apply in our projects.



Economy

	2023	2022	2021
Sales	64,010	72,886	39,927
EBITDA	34,153	44,095	22,465
Profit from operations	18,654	30,681	11,485
Investment	124,342	121,513	51,759
Profit taxes paid	-784	1,312	362
Public subsidies received	0	6,533	3,252
Share value (share price as at 31 December) euro/share	4.24	4.57	4.4
Total stock market value (as of December 31st)	241,464	260,258	250,576

* Results in thousands of euros.



Society

In terms of our relationship with society, our goals are to **respect their identity, customs, and culture, as well as to maintain a constant dialogue.**

We carry out social and environmental impact assessments, as well as public hearings of projects to make them known and address the population's concerns. We set out strategic social plans to generate transformational relationships in the area through the development of our activity.

To build long-term relationships of trust, we have defined three stage of action:

- **Stage 1: Listen**

After studying the area, the social context, and identifying the groups living there, we create channels of communication in which the population can convey any concerns they may have.

- **Stage 2: Respect**

We do not understand our growth without concern for people, and that is why we seek relationships based on recognition, trust, and mutual respect. We believe in non-discrimination and equality of opportunities, and therefore condemn any action that leads to manipulation, threat, and/or coercion.

- **Stage 3: Collaborate**

Because we do not only want to generate a positive economic impact, but to bring wealth to the areas. We achieve this through improved community living conditions that promote a perfect symbiosis benefitting all actors.



Public viewing in Guatemala, with attendees checking out a large image of one of Ecoener's facilities.

At Ecoener we do not focus on a single technology as a source of energy generation, but we diversify our facilities, dedicating ourselves to three energies: hydro, wind and solar. We also make our facilities more efficient by promoting hybridization projects. In this way, we reduce the risk associated with depending on a single energy source and increase the stability and flexibility of our business.

	IN OPERATION			UNDER CONSTRUCTION			IN DEVELOPMENT		
	2023	2022	2021	2023	2022	2021	2023	2022	2021
Hydro (MW)	56	52	52	0	3	3	430	369	513
Wind (MW)	104	104	73	3	0	31	215	400	234
Photovoltaic (MWp)	182	46	46	396	217	109	864	968	775
Total (MW)	342	202	171	399	220	143	1,509	1,737	1,522

	2023	2022	2021
Photovoltaic power (GWh)	141.88	74,73	26.52
Wind power (GWh)	221.09	212,81	172.56
Hydroelectric power (GWh)	133.02	94,47	145.51
Total	495.99	382.01	344.59

We have carried out a **vertical integration and risk monitoring** of our supply chain and operations that allows us to have a broader view to identify areas for improvement. In this way, we can act faster on market setbacks or changes.

We **constantly assess** negative impacts and adjust to maintain our quality standards. To this extent, we show our commitment to sustainability and corporate social responsibility. This contributes to a **resilient business model** committed to decarbonization and climate neutrality.

We focus on a respectful management model which is reflected in our procurement processes based on the three pillars of sustainability:

- **Environmental:** We contribute to reducing the travel distance of contractors, thus emitting less greenhouse gases into the atmosphere.
- **Social:** We generate employment in local areas to help their development and contribute to individual and collective growth. This has a multiplier effect by stimulating the growth of other businesses and services in the area.
- **Governance:** This type of partnership fosters regional economic development and keeps financial resources within the local area, leading to good relations with the local population.

Wind farm on the island of La Gomera (Canary Islands, Spain).



Ecoener in the world according to our country managers

The country managers are key players in our company's strategy and in adapting this strategy to the reality of each territory where we operate. They are industry experts, have in-depth knowledge of the laws of each territory and are always looking for new opportunities for Ecoener to grow. On this occasion, we approached six of them so that they could tell us first-hand about Ecoener's actions, projects, and opportunities around the world.

Interviews



Carlos González

Country manager in Dominican Republic since December 2019. Native of Dominican Republic.

"Our focus is to maintain a constant dialogue with all relevant stakeholders to align public, private, and community interests with the goal of developing each project efficiently and rapidly, in a way that results in an overall benefit. For the company, of course, but not only for the company". When this happens, the company's and the country's goals in terms of clean energy generation are achieved.


But public-private relations are equally important, such as caring for and respecting local communities: "We must listen to their needs and look for solutions together, integrating the community in our projects while seeking progress for the community as a whole". A specific example: during the construction of the Cumayasa photovoltaic park, the local community requested employment and training for young people. Many were involved as partners in supporting the process.

A lesson learned during this time:

That you can execute projects efficiently and rapidly without compromising their quality, in harmony with different stakeholders.

Most rewarding aspect of being a country manager:

Seeing how projects become a reality and appreciating how the population welcomes us in each of the development and construction areas. We become a part of them, and they become a part of us.



Chryssa Giannopoulou

Country manager in Greece since April 2023. Native of Greece.

Establishing a foothold in a mature renewables market is not easy, quite the contrary: "The main obstacle is the search for suitable locations for new projects, given the current scarcity of available sites and grid saturation". To address this challenge "we keep our knowledge of market trends and technology up to date (...) we are in constant dialogue with important actors, such as the Ministry of Energy and the Independent Power Transmission Operator (IPTO) and are members of local associations promoting the development of renewables in Greece".

Today's society is unfamiliar with the implementation of renewable energies. For this reason, Chryssa states that "it is crucial to open a transparent dialogue with communities" and asserts that all projects seek to coexist with local activity and create real value.

A lesson learned during this time:

That a team with a leadership that fosters inclusion and trust can dispel common myths about seemingly complex problems, such as Greek bureaucracy.

Most rewarding aspect of being a country manager:

My contribution to making the world a better place. Working for a company as responsible as Ecoener gives me the confidence to look directly into the eyes of my 5-year-old daughter.



Daniel Ion

Country manager in Romania since March 2023, starting with Ecoener's expansion in Eastern Europe. Native of Romania

Romania is Ecoener's gateway to Eastern Europe, a market under construction whose future Daniel is developing. "Romania is going to take on the role of an energy hub, defining and implementing several interconnection projects with neighboring countries," he explains, recalling the words of the Minister of Energy on a project to connect Romania with Azerbaijan, Georgia, and Hungary. "A great opportunity for Ecoener in Romania is that the electricity grid is not fully developed, so there are possibilities to integrate renewable projects in the future", says Daniel. According to his experience so far, the main obstacle in the country is the constant change in the sector's legislation, but he explains that this can be turned into great business opportunities.

A lesson learned during this time:

Opportunities come unexpectedly; the important thing is to keep on looking for them.

Most rewarding aspect of being a country manager:

As an engineer, I have always sought to improve the quality of life and now, as Ecoener's country manager in Romania, I can go beyond my personal goals and actively participate in the decarbonization of the planet on a large scale, using renewable energy.



Rubén Eguíluz

Country Manager en Guatemala desde mayo de 2021. Natural de España

Ecoener provides a substantial part of renewable electricity in Guatemala and Honduras, both being electricity markets that are in transition from coal to renewable sources. Rubén explains that: "One of the biggest challenges we face is the reluctance of certain groups, mostly due to a lack of knowledge, to implement renewables. We are working on this by providing valuable solutions for all parties, through the dissemination of knowledge and the close work that is undertaken in the communities".

Rubén stresses that "Ecoener has been creating a very close and friendly relationship with the different players in the electricity market, both at the governmental and trade union levels. The company has been operating in Guatemala and Honduras for almost 20 years and has earned great recognition and prestige".

The local communities "are demanding economic and social development", something that Ecoener has focused on from the start, and Rubén emphasizes that "we maintain harmonious and mutually beneficial relationships". Ecoener is very careful with how it relates to the communities: "We carry out regular surveys and social presentations on the projects under development, which provides a valuable flow of information back and forth. This is reflected in the social and technical optimization of the projects".

A lesson learned during this time:

Listening and perseverance are key to success.

Most rewarding aspect of being a country manager:

Seeing how projects consolidate and grow, acquiring a life of their own, just as our children do.



Grzegorz Szymczak

Country manager in Poland since 2022.
Native of Poland

"As a new actor on the Polish market, Ecoener needs to have a differentiating factor", says Grzegorz. "Mine is the careful selection of experts, and the teamwork that you get in a small but large organization like Ecoener, which also has good communication with headquarters, thus making quick decision-making easier".

As in all European markets, regulatory changes are the main problem when developing long-term projects. Grzegorz further states that other problems encountered are political changes, lack of support from politicians and their short-term approach, as well as the persistent monopoly of utilities. Fortunately, "investors see Poland as a stable and mature market for renewable energy projects", says Grzegorz.

As for working with local communities, the country manager in Poland says: "We like to build trust with local authorities to work in an open, honest, and direct way. We also focus on the younger generation and explain the reasons why we develop renewable energy, its impact on the future, and show them our concern for the progress of their generation".

A lesson learned during this time:

To have self-discipline, to assess any co-development partnership wisely and appropriately, and to be consistent in your work to achieve the goals.

Most rewarding aspect of being a country manager:

The smile of the team members as a result of a positive evaluation or a gesture of appreciation.



Santiago Mora

Country Manager in Ecuador since 2022.
Native of Ecuador

According to Santiago, his role as a country manager in Ecuador is "to promote community relationships by involving all stakeholders to understand their needs, to develop action plans that contribute to the community, to comply with environmental regulations and local standards, to collaborate with organizations, governments, and other entities, and to participate in initiatives and programs that promote sustainability and the adoption of renewable energy at the national level".

Santiago says that "in Ecuador people are somewhat unfamiliar with renewable energies. Therefore, it is essential to raise awareness of its short-and long-term environmental benefits". He says that informative talks are held to maintain direct and transparent communication with local communities, who are also incorporated into the work teams at different stages of the project. "This encourages training and specialization in areas relevant to the construction and operation of the projects, as well as consumption of local services".

Ecoener's philosophy has helped Santiago to venture into the territory and establish relationships of trust, which has allowed him to better understand local needs. "This approach has given me the opportunity to exchange knowledge with local communities. It is the basis on which we build lasting relationships, which is key to the successful implementation of every project we undertake".

A lesson learned during this time:

It is critical to be involved in all the stages of the project, to set foot on the ground, to know the site well, to be close to the communities, to work with the administration, etc..

Most rewarding aspect of being a country manager:

Creating a relationship of trust with the communities has allowed me to get to know different realities and needs, and to understand that with our work we have contributed to the wellbeing of communities that have been historically neglected.



María Juliana Tascón Ortiz

Country Manager in Colombia since 2023.
Native of Colombia

She is responsible for leading the implementation of sustainable practices and promoting the adoption of

renewable energy in the country's energy mix. This involves working closely with the governments, local institutions, and communities to develop projects that are socially and environmentally responsible, as well as profitable for the investor.

"I maintain a constant dialogue with the government, institutional entities, and among local stakeholders to ensure strong cooperation and partnership building. This collaboration aims not only to ensure the success of Ecoener's projects, but also to contribute to the country's economic and social development".

"To build a relationship of trust with local communities, it is important to reach the territory beforehand and get to know its social and political context, so that an open and transparent dialogue can be established. The Sunnorte project is a clear example of this, where we worked with communities to identify opportunities and challenges from the outset, established local development programs, generated employment, and promoted active community participation in the management of the project".

A lesson learned during this time:

Success in the electricity sector in Colombia requires adaptability, effective internal and external communication, and patience in changing environments.

Most rewarding aspect of being a country manager:

Seeing how the projects that have been structured and developed become viable and materialize in renewable infrastructures that bring clean energy to my country.

Sustainability is at the core of our strategy

Based on the definition of sustainability as the satisfaction of present needs without compromising the ability to meet future ones, we incorporate sustainability into our strategy in a cross-cutting way. This enhances our financial stability, while at the same time giving us an edge vis-à-vis our competitors.

We implement comprehensive environmental and social risk assessments prior to each project and maintain ongoing monitoring programs to proactively identify and address any potential impacts.

This process provides us with a full understanding of the potential impacts of our activity, enabling us to develop mitigation strategies.

We know that the implementation of renewable energies is a key tool in the fight against greenhouse gas emissions, but it is not without its challenges that must be met to ensure an effective transition to a sustainable energy system. These challenges vary according to the renewable technology used in each environment, which can lead to uncertainty since the activity is new.



We strive for a harmonious co-existence between renewable energies and traditional activities in the region, with the aim of promoting an equitable and sustainable energy ecosystem. We recognize that in some countries it is not only about transition, but also about ensuring universal access to energy.



Our social responsibility is not only a commitment, but a key part of our identity and culture.

Detail of one of Ecoener's plantations at its facilities in the Canary Islands, Spain.




03.

We care for our environment



Environmental management and protection

Ecoener wind farms in the Canary Islands, Spain.



We seek to be leaders in making more sustainable and biodiversity-friendly energy a reality. Sustainability is our strategic priority and all the experience we have gained helps us to address multiple challenges. Through innovation, collaboration, and compliance with environmental standards, we seek to be leaders in the transition towards a more sustainable and biodiversity-friendly energy.

We are aware of the importance of minimizing our impact on the environment. We are therefore committed to investing in environmentally friendly technologies and carefully selecting the locations of our facilities to reduce any potential impact.

It is clear to us that the long-term success of our business model is linked to the preservation of the environment. We are responsible for our activity and respond to potential impacts, whether directly or indirectly caused.

We conduct environmental impact assessments for all stages of our projects. These enable us to identify risks and take the necessary steps to mitigate and minimize negative impacts.

The areas selected for the installation of our activity are usually disused land or abandoned or degraded agricultural plots. In all these cases we develop actions to improve the area. To generate the least possible impact, we carry out several actions such as burying electrical elements or soundproofing our plants.

In each project we seek to integrate the facilities into nature, and we use materials that are specific to each area. For this reason, we work on landscape integration right from the design phase. Environmental impact assessments help us to select the locations for the facilities to avoid areas with environmental protection.

In 2023, the Fragas do Eume Foundation was created to play an active role in the preservation of the natural park, which was declared as such in 1997.

Within this environment, our San Bartolomé Hydroelectric Plant (1.2 MW) particularly stands out as a facility located in the Fragas do Eume natural park, next to the San Bartolomé river. It is our most iconic project, and it is important to note that the existence of this hydroelectric facility precedes the declaration of the area as a natural park.

The foundation is committed to supporting and leading initiatives aimed at restoring natural conditions, preserving habitats, fighting against the proliferation of invasive species, and reducing the risk of forest fires.

As a committed company, we recognize the importance of assessing and addressing significant impacts on biodiversity arising from our activities.

- **Species concerned:** We recognize the importance of preserving the habitat of local species. Therefore, we are committed to implementing proactive measures to mitigate any disruption to their natural rhythms. Our approach is focused on ensuring that species can adapt and thrive in a changing environment. We work closely with conservation experts to ensure responsible and effective ecosystem management.
- **Extending the impacted areas:** We are committed to conducting a comprehensive environmental impact assessment, which allows us to accurately understand and quantify the effects over a wider area. This detailed assessment provides us with a sound basis to implement effective remediation strategies ensuring the adequate restoration of the affected environment.

- **Duration of impacts:** We monitor the project to identify any unexpected impacts and ensure long-term sustainable management.
- **Reversibility or irreversibility:** We are committed to returning affected areas to at least their original state, although the premise is to improve the area. That is why our impacts are reversible through restoration and reforestation.

We work to provide solutions focused on the reality of each project.

We have an internal environmental department that is responsible for ensuring that projects comply with environmental regulations at all stages, assessing and managing environmental impacts, ensuring regulatory compliance, obtaining the necessary permits, monitoring the environment during the construction and operation of projects, and contributing to the development of good environmental practices.

In addition, we collaborate with specialized local technicians at each site. The recruitment of local environmental technicians in each country is essential to promote effective and contextualized environmental management in renewable energy projects. These professionals have in-depth knowledge of local environmental regulations, culture, and the specific features of the natural environment. Their presence helps to identify and address potential environmental and social challenges at an early stage. In addition, hiring local talent fosters economic development and the transfer of knowledge, thus strengthening long-term commitment and sustainability.

In addition to complying with the standards required by each country's regulations, we strive to implement stringent controls that go beyond these regulations. This ensures that our operations not only comply with legal requirements, but also maintain high standards of quality and environmental sustainability at all stages of our projects. This practice reflects our unwavering commitment to protecting the environment and the well-being of the communities in which we operate, thus ensuring a positive impact.

In the course of 2022, we implemented vegetation screens in a specific section of our wind and photovoltaic complex in San Bartolomé de Tirajana, particularly in the inhabited areas of Juan Grande and Salinas del Matorral, covering an area of 13,300 m². These screens, made up of a variety of trees and bushes endemic to the Canary Islands archipelago, such as the white casuarina or maritime pine, the tarajal and the balo tree, have a double function: to act as natural barriers and mitigate the spread of particles in suspension, and to improve the landscape.

To ensure the growth and development of the plants, we installed drip irrigation systems, preferably using regenerated water from the Wastewater Treatment Plant (WWTP) at the Las Palmas II Penitentiary Centre, located near our facilities. In areas where this type of reclaimed water was not available, such as Salinas del Matorral, we resorted to using water from nearby desalination plants.

Our firm commitment is reflected in our constant dedication, so much so that in 2023 we invested 58,703 euros in the maintenance of the vegetation screens and irrigation systems. These actions are a core part of our commitment to the well-being of the community and the preservation of the environment in the region.

Detail of one of Ecoener's plantations in the Canary Islands.



At our wind farms, we implement Pro-Bird technology to reduce the risk of collision for more sensitive birds. We also install surveillance cameras to monitor the presence of birds and paint the blade tips of wind turbines red to improve visibility and prevent bird collisions.

In the wind farms of La Gomera we have planted native flora specimens, including verode, sweet tabaiba, lavender and Canary Island daisy in an area of 21,000 m². As part of the maintenance of the environmental restoration of these projects, an irrigation system was implemented for the planted specimens. Given the lack of water supply in the restored area, we decided to install a gravity fed irrigation system by placing several water tanks (GRG).

We are collaborating with the Hunting Service of the Cabildo Insular de La Gomera. They are responsible for the installation of drinking troughs for the local fauna, and we provide them with the necessary water through the irrigation system.

Two specific water troughs have been implemented which are supplied by a small water tank connected to a larger water tank (GRG) through a gravity system. This measure has been taken to provide water for the local rabbit and partridge population. To ensure that these animals are the main beneficiaries, a metal grid has been set up to prevent goats from accessing the water troughs.



With these actions we want to maintain the balance between human progress and the preservation of the natural environment.

During fieldwork, we have observed that crows (*Corvus corax canariensis*) also make use of these drinking troughs. This finding is highly relevant, since the Canary Island crow is listed as an endangered species in Annex I of Law 4/2010 of the Canary Islands Catalogue of Protected Species.

In the context of the Sunnorte photovoltaic plant project, located on a former agricultural land, we have carried out a forestry compensation plan consisting in the replacement of 10 trees for each tree felled. We have also articulated a biodiversity compensation plan with a series of actions aimed at improving biodiversity in an area of 300 ha.

In hydroelectric power stations we have fish ladders that allow the fish fauna to swim upstream.

With these actions we want to maintain the balance between human progress and the preservation of the natural environment, with specific measures to ensure sustainable development. Through proactive initiatives, we seek to make a positive contribution to biological wealth and ensure the protection of diversity.

The Asociación de Diversidad Funcional of La Gomera helping in the restoration of the wind farms we have on the island.



Restoration of a project: Ciervas hydroelectric exploitation

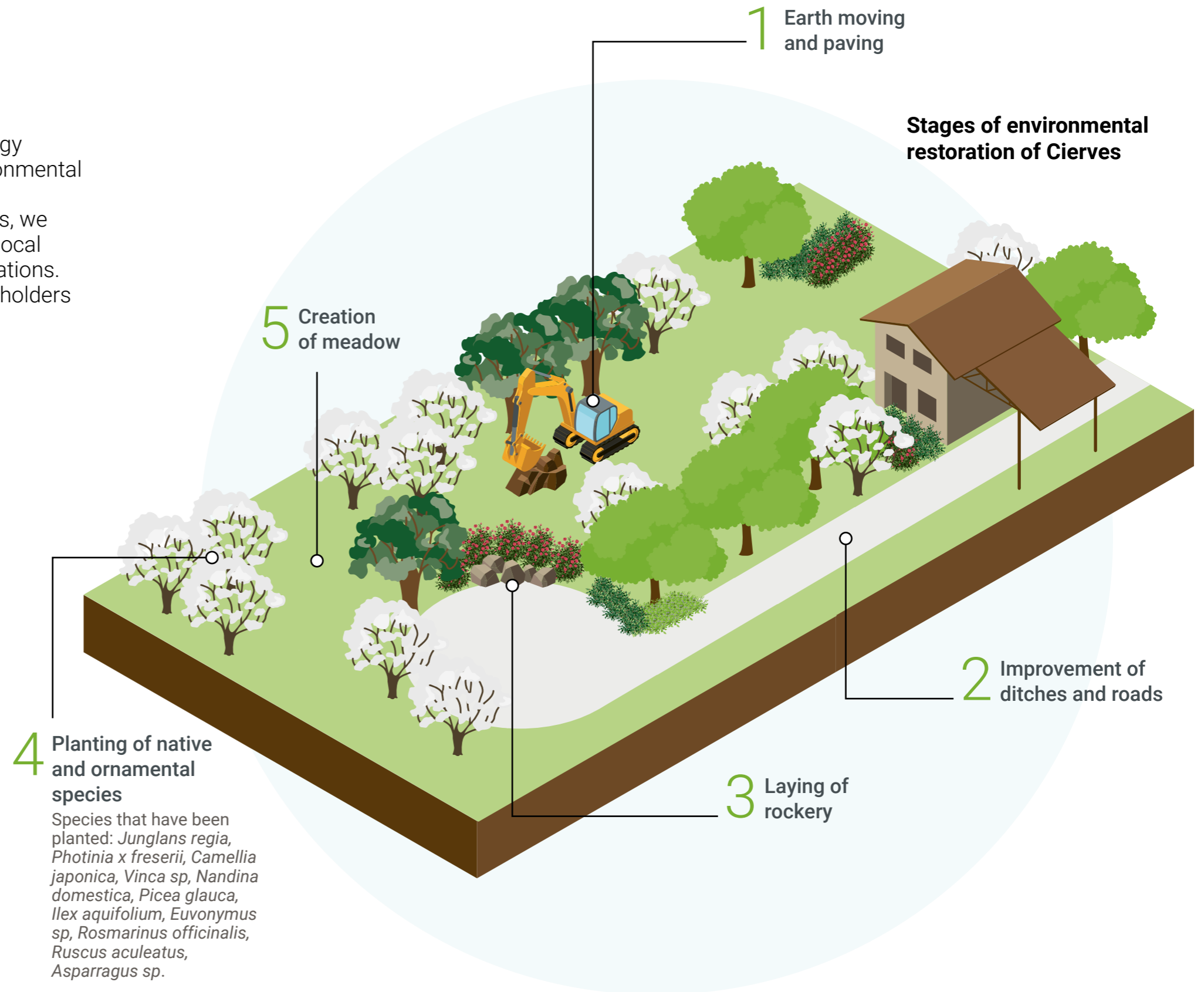
Environmental restoration of the site of renewable energy projects after construction is an essential part of environmental management. By proactively addressing the effects of construction and future operation of renewable facilities, we promote biodiversity conservation, the preservation of local ecosystems, and compliance with environmental regulations. This approach strengthens the relationships with stakeholders and ensures the long-term sustainability of activities.

Environmental restoration of the Ciervas AH

The Ciervas facility is located between the municipalities of Ribadavia and Melón (Orense, Galicia), enclosed by some train tracks and the right bank of the Miño river. The architecture of the site inspired us to build a granite power plant with a roof that is typical of the area.

In 2022, its capacity was expanded by 3.1 MW, which should be added to the 5 MW it already had. Commissioning and environmental restoration took place in the middle of the first quarter of 2023.

In the process of restoring our hydroelectric power plant, we chose to **incorporate the plants that were used as ornamentation during Ecoener's IPO event in May 2021**, a decision that underscores our approach to sustainability. By integrating these plants, we evoke the memory of that significant day while **contributing to the environmental improvement of our facility**.



Sustainable livestock management: Integrating agrivoltaics in the Dominican Republic

At the Cumayasa 1 photovoltaic plant, Ecoener has brought to life a pioneering project in the Dominican Republic: the implementation of agrivoltaics. This new initiative is born from the mix of technology and traditional agricultural practices, combining the production of solar energy with livestock farming.

The germ of this idea comes from the synergy between two people committed to the countryside: Sergio Medina, a Dominican topographer who has been involved in the project since construction began, and Alejandro Blanco, an architect by training and head of Ecoener's works in the Dominican Republic. Both have a deep connection with the countryside, and their passion together with Ecoener's commitment to sustainability have allowed this experience to materialize.

The initiative started by introducing 50 sheep in the Cumayasa 1 photovoltaic plant. By the end of the year, the flock consisted of 300 sheep, many of them born within the project. The aim is to reach a flock of 500 sheep.

Animal welfare is always ensured thanks to a shelter with a drinking trough and to the fact that a veterinarian does a checkup every month.

This initiative not only promotes coexistence between technology and agriculture, but also brings several additional benefits. Sheep play a crucial role in clearing weeds, and fresh grass is provided for livestock.


Grazing at the Cumayasa photovoltaic plant (Dominican Republic).



Agrivoltaics not only promotes sustainability and reduces competition for land use, but also generates additional benefits. The shade of the solar panels provides shelter for animals, improves grass quality, and reduces heat stress. This initiative not only represents a vision of the future where energy production and agriculture complement each other, but also contributes to food and energy security in a balanced and environmentally friendly way.

In addition to the compatibility of uses, agrivoltaics has had another significant social impact. The implementation of this initiative has provided employment for a local shepherd in his 60s, which is significant considering that employment opportunities in the Dominican Republic for people over 50 are extremely rare.

We do not operate only at the sites, but are actively involved in the local social fabric, identifying opportunities for collaboration, and contributing to the sustainable development of the communities where we operate. The experience at the Cumayasa 1 photovoltaic plant is not only an example of technological innovation, but also of commitment to the environment and the community.



A veterinarian checking up a sheep.



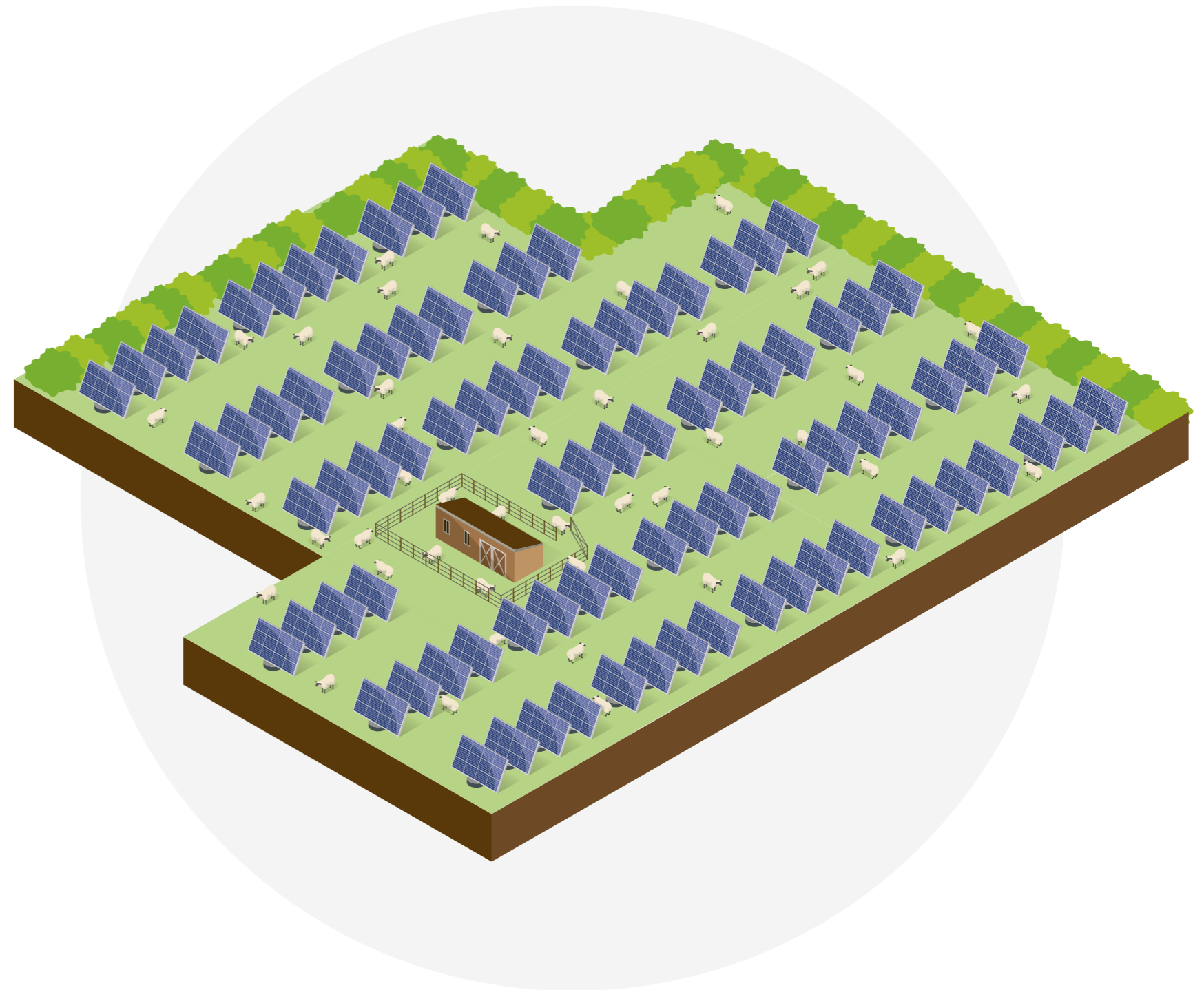

Project of the Cumayasa photovoltaic plants (Dominican Republic)

Dual land use

By using the space of the PV facility for sheep grazing, we maximize the use of the land, thus achieving a dual function: renewable energy generation on the one hand, and livestock exploitation through grazing on the other. This combination creates synergies between sectors that can contribute positively to the overall sustainability of the system.

Vegetation management


Sheep can play a role in vegetation management around solar panels: they contribute to keeping areas free of weeds, reducing the need for more intensive vegetation control methods and providing nutrients to the soil through excrements.





Fragas do Eume Foundation

San Bartolomé Hydraulic Power Plant, (La Coruña, Galicia, Spain).



The Fragas do Eume Foundation is an Ecoener initiative launched in 2023 with the aim of preserving and protecting the Fragas do Eume natural area, the most important coastal Atlantic forest in Europe. The foundation seeks to protect this unique and diverse ecosystem that is home to an extensive flora and fauna. Despite the challenges of the 20th century, including habitat loss and fragmentation due to eucalyptus plantations, the foundation works tirelessly to reverse these impacts and contribute to sustainable goals.

Threats

- Abundance of invasive species.
- Habitat fragmentation.
- Frequent forest fires.
- Pressure from grazing.
- Pressure from tourism.
- Lack of economic support for the preservation of the area



It is an Ecoener initiative with the aim of preserving and protecting the natural area.



The foundation seeks to protect this unique and diverse ecosystem that is home to extensive flora and fauna.

Activities of the foundation

- Purchase and leasing of land to eradicate invasive species and encourage the blooming of native species.
- Preservation of micro-reserves, breeding sites for animal species, and flora-endemic sites.
- Promotion of environmental knowledge and awareness. Promotion of volunteer campaigns for the removal of invasive species.
- Support for traditional economic activities.

In addition, the foundation seeks to enter into agreements with various entities, promote donations, apply for grants and carry out any lawful non-profit activity that contributes to its objectives.

Sustainable management of resources

Detail of the porch of the Ciervas hydroelectric power plant (Galicia, Spain).



Water is a critical resource in our plants, although its use and quantity vary among facilities. Our water consumption is moderate, and we classify water according to its operational or sanitary use in our activities.

In the operational stage we use it mainly in the construction to minimize the emission of particulate matter, while in the sanitary stage it is intended for wastewater management.

We seek solutions so that water used for non-sanitary purposes comes from desalination or wastewater treatment plants.

We have seven active hydroelectric power plants, so water management is critical. We are committed to a care and protection approach and we comply with the standards for the conservation of water resources at our facilities.

Hydroelectric exploitations do not extract or consume water; they are run-of-river plants that obtain and return water to the river, thus respecting flow rates and composition. In line with our commitment to water resource management, we have water meters at our worksites and in most of our facilities to monitor consumption.

Fish ladder at the Arnoya hydroelectric power plant (Galicia, Spain).



For our activities near riverbeds, we carry out exhaustive analyses to assess whether the water resource is affected, considering parameters such as turbidity or the concentration of suspended solids.

In our construction operation we implement specific measures to mitigate environmental impacts, such as the installation of sand traps. These devices play a crucial role in the retention and removal of solid particles from the water used in our processes and contribute to maintaining quality.

Our wind farms do not require water consumption, while our photovoltaic plants use water to clean the solar panels.

In general, our business does not produce a significant amount of effluents, but we manage those we do generate appropriately. The most common effluent comes from sanitary water, which we direct to the local sewage system or deliver it to an authorized manager, thus ensuring compliance with all environmental and sanitary regulations in force.

Breakdown of water consumption

TOTAL WATER CONSUMPTION (IN M ³ /YEAR)	2023	2022	2021	NOTES
Total water consumption	19,492.45	11,438.00	25,482.00	2022: Office consumption includes data from offices in La Coruña, Honduras, Guatemala, and Madrid. Estimated based on average consumption and number of employees.

WATER CONSUMPTION (IN M ³ /YEAR)	2023	2022	2021
Office	244.78	235.35	378.00
Site	18,847.43	10,081.56	25,104.00
Facilities	400.24	1,120.86	-
Total	19,492.45	11,438	25,482

WATER CONSUMPTION (IN M ³ /YEAR)	2023	2022	2021
Municipal water supply (city council)	264.78	235.35	-
Private water supply (company)	3,101.93	7,249.70	-
Surface Waters (rivers, lakes, sea)	19.26	13.14	-
Groundwater (wells)	16,106.48	3,939.59	-
Total	19,492.45	11,438	-

Comparison of the evolution of the water consumption ratio

	2023	2022	2021
Assets under construction (MW)	398	220	143
Assets in operation (MW)	342	202	171
Water consumption (m3/year)	19,492.45	11,438	25,482
Ratio (Water consumption (m³)/MW under construction and in operation)	26.34	27.10	81.15

The evolution of the ratio of water consumption versus capacity under construction and in operation has decreased from 81.15 in 2021 to 26.34, which represent a reduction of 68%.

In logistics such as transportation, it is still necessary to use conventional fuels. Although this is not the basis of our production process, we are constantly working to optimize our logistics systems and move towards greater energy efficiency and a further significant reduction in our carbon footprint.

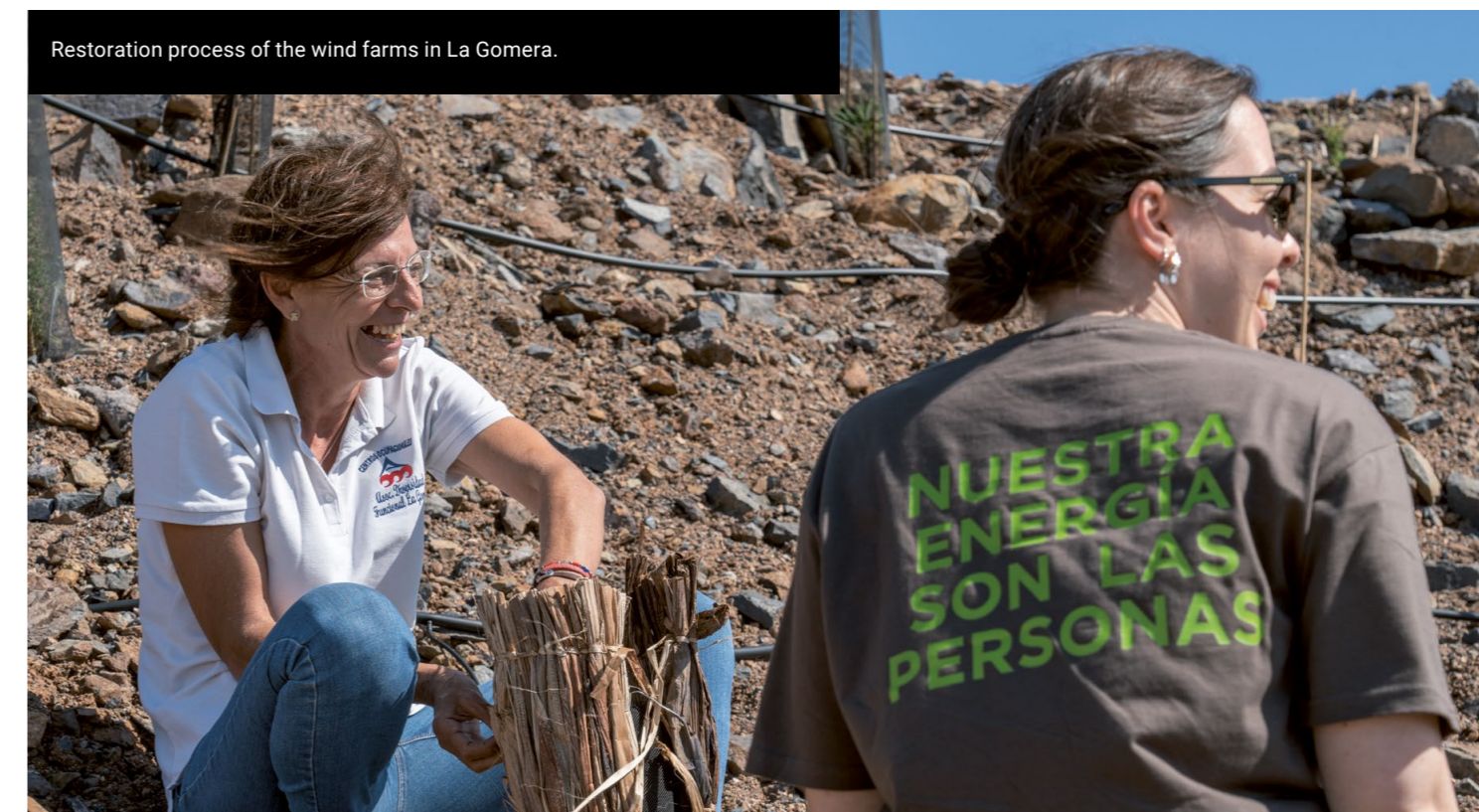
Electricity consumption primarily takes place on the operation of the renewable energy facilities, offices, and construction work.

In our hybrid power projects, we implement systems that combine multiple renewable energy sources, such as solar and wind. This approach allows us to optimize the use of renewable energy resources by increasing the number of hours of production for the same installed capacity. By integrating different energy sources, we can mitigate the inherent variability and ensure a more consistent and reliable energy supply. This strategy allows us to maximize the production of clean energy and reduce dependence on non-renewable sources, which translates into long-term environmental and economic benefits.

Direct and indirect consumption of energy

DIRECT	2023	2022	2021
Gasoline (l)	31,508.30	14,839.93	11,491
Diesel (l)	71,835.97	49,997.30	42,501
INDIRECT	2023	2023	2023
Electricity (Kwh)	1,612,103.46	824,709.30	659,358

The use of fossil fuels is isolated: we only use them for the transportation of people and the supply of materials.



Restoration process of the wind farms in La Gomera.

Carbon footprint

In line with Ecoener's environmental management, it is very important to measure our company's carbon footprint.

The first step is to measure the amount of greenhouse gases emitted into the atmosphere and then implement reduction strategies. We analyze all

stages of our operations and we aim to significantly reduce our direct and indirect emissions.

Although we have not set specific reduction targets yet, we are working to contribute to the global effort not to exceed 1.5 °C. We are committed to transitioning to a low-carbon economy and achieving carbon neutrality by 2050.

AMOUNT OF TOTAL GHG EQUIVALENT EMISSIONS (IN TONS)	2023	2022	2021
Direct emissions - Scope 1	250.86	156.96	128.80
Indirect energy emissions - Scope 2	424.33	159.21	164.84
Other indirect emissions - Scope 3	-	-	-
• Scope 3, Category 1: Purchased Goods and Services¹	56,466.33	-	-
• Scope 3, Category 4: Upstream Transportation and Distribution²	6,389.92	-	-
• Scope 3, Category 6: Business Travel³	74.15	-	-
• Scope 3, Category 7: Employee Commuting⁴	11.19	-	-
Total	63,606.71	316.17	293.64

* Expressed in tons of CO₂ equivalent.

¹ Scope 1. Associated with sources under Ecoener's direct control, such as the vehicle fleet.

² Scope 2. Associated with the generation of purchased electricity.

³ Scope 3. Calculated for the first time using 2023 data. Calculation includes purchased goods (panels), panel transportation, business travel, and employee commuting.



We have taken a further step in our commitment to decarbonization by addressing the Scope 3 carbon footprint calculation. The calculation includes the purchase of solar panels carried out in 2023, the transportation of solar panels, business travel, and employee commuting.

	2023	2022	2021
Assets under construction (MW)	398	220	143
Operating assets (MW)	342	202	171
Scope 1 emissions (t CO₂e)	250.86	156.96	128.80
Scope 2 emissions (t CO₂e)	424.33	159.21	164.84
Ratio (Emissions Scope 1 / MW in construction and operation)	0.34	0.37	0.41
Ratio (Emissions Scope 2 / MW in construction and operation)	0.57	0.38	0.52

The company uses the emission factors corresponding to the Carbon Footprint Calculator of the Spanish Office of Climate Change (OECC) for Scope 1+2 for Organizations (v.28 of 14/06/2023).

The emission factors for Scope 1+2 are those provided by OECC for fiscal year 2022, given that emission factors for 2023 are not yet available.

For Scope 3, we have used emission factors from different bibliographic sources.

- Certificados de fabricante de los paneles fotovoltaicos.
- DEFRA 2023 (de aplicación para 2022), versión 1.1. full set, próxima publicación 10/06/2024.

The results of the carbon footprint calculation have been verified by TÜV SÜD.

The increase in carbon footprint Scope 1 and 2 is due to the company's increased activity in all stages.

The footprint of both scopes has been normalized to the power under construction and in operation.

An increase is observed in the ratio of Scope 2 emissions to power under construction and in operation. This increase is connected to the consumption of the new facilities that have been commissioned. However, this consumption is irrelevant compared to the production of renewable energy generated by the new facilities.



The ratio of Scope 1 emissions/ MW in construction and operation has decreased from 0.41 in 2021 to 0.34 in 2023, a reduction of 17%.

Responsible material consumption and waste management

At Ecoener we implement several strategies to optimize material consumption and waste management, such as:

- **Efficient use of resources:** We implement technologies and practices to maximize equipment performance and reduce material consumption, such as more efficient solar panels, state-of-the-art wind turbines, and advanced monitoring systems to optimize performance.
- **Recycling and reuse:** We encourage the reuse of components and materials whenever possible, reducing the need for new resources.
- **Waste minimization:** We implement design and operating practices that reduce waste generation at all stages of the project life cycle, from construction to operation and maintenance.
- **Responsible waste management:** We set up practices for the correct segregation, storage, and final disposal of waste generated during our

activities. We promote the use of specialized services for the management of hazardous and non-hazardous waste. We follow current environmental regulations, which encourages the adoption of good environmental practices by all personnel involved.

- **Innovation in design:** We go for technologies and designs that reduce the amount of materials required for the construction and operation of renewable infrastructures, as well as the use of more sustainable and less polluting materials. We promote energy-efficient equipment, LED lighting systems, and sustainable energy management practices.
- **Education and awareness:** We raise awareness among employees, contractors, and other stakeholders of the importance of sustainable materials management and waste minimization through education and training programs. Employees receive reusable thermo bottles to drink water from our water fountains, thus reducing the generation of plastics at all our facilities.

MATERIALS USED BY WEIGHT (IN KG)	2023	2022	2021
Paper	686.07	798.34	840.75
Toner	9.36	4.63	9.90
Concrete on site	8.381,750	-	-

Paper consumption has decreased by 18% since 2021. The digitalization of processes in our office has significantly reduced paper consumption. By adopting more sustainable practices, such as the use of electronic documents and digital communications, we no longer need to print large quantities of paper. Therefore, we save in operating costs and reduce our environmental impact.



In the Canary Islands, the diversity of geological formations makes it difficult to directly drive piles for photovoltaic structures. Traditionally, micropiling was used, which consists of building small concrete piers to support the piles. However, in 2023, an alternative technique called pre-drilling was introduced, which involves preparing the ground by drilling boreholes to allow the direct driving of the piles, thus avoiding the need to pour concrete for each pole.

Supply chain

In our supply chain, we strive to create efficient systems that optimize and reduce the use of materials to maintain a balance between industrial, environmental, and social aspects. From the procurement of raw materials to the operation and maintenance, each stage is carefully planned to ensure an efficient and consistent supply of materials, as well as sustainable energy production.

- **Procurement of components:** We start with the procurement of components required for the construction of our facilities. We work closely with our suppliers to ensure that they meet minimum quality standards and reduce the environmental impact of component manufacturing.
- **Logistics and transportation:** We organize the logistics and transportation to take the products to the facilities under construction, choosing the best route.
- **Operation and maintenance:** Once facilities are operational, we set up minimum inventories to ensure the availability of spare parts in the event of a breakdown. During this stage, we carry out inspections, repairs, and upgrades of equipment and systems to maintain optimal performance and extend the life of our facilities..

We would like to highlight the importance of our suppliers and subcontractors as another link in the supply chain. We maintain solid relationships of commitment and trust. We demand that suppliers meet minimum standards in terms of human rights and environmental protection that make them suitable for a contractual relationship.

Waste

In our strong commitment to sustainability, we have put in place measures to minimize waste generation at all stages of our process, from the development stage to decommissioning. At every stage, we rigorously comply with the relevant environmental regulations and meticulously monitor the waste generated.

During the construction stage, we implement waste management practices that allow us to identify and properly classify leftover materials and waste generated during the process. We work closely with our contractors and suppliers to ensure proper waste disposal and prioritize reduction and reuse whenever possible.

Once our facilities are operational, we maintain constant vigilance over the generation of waste in our day-to-day operations. We implement waste reduction measures and promote a culture of reuse among our personnel. In addition, during the ongoing operation of our facilities, we responsibly manage any waste derived from maintenance activities and ensure its proper disposal.

Finally, when the time comes to dismantle our facilities, we will apply specific protocols for waste management to ensure the proper management of the materials and components removed. We are committed to leaving the site in an environmentally safe and restored condition, and to minimize any negative impact on the surrounding environment based on applicable regulations.



The Ecoener team in Colombia with the Asociación de Recuperadores Ambientales de Ocaña, with whom we often collaborate.

WASTE GENERATED (IN TONS)	2023	2022	2021
Total	2,949.92	1,464.35	836.92

WASTE GENERATED BY COMPOSITION	2023	2022	2021
Waste generated (t)	2,949.92	1,464.35	-
Contaminated absorbents	2.11	1.30	-
Used oils	2.07	4.12	-
Cement bags	0.27	-	-
Contaminated empty containers	0.30	0.60	-
Oil filters	0.24	0.26	-
Toner	-	-	-
Wood	60.04	29.00	-
Paper and cardboard	12.00	0.49	-
Plastics	4.39	0.03	-
Waste Electrical Electronical Equipment (WEEE)	0.03	2.45	-
Construction and demolition waste (CDW)	1,979.97	1,426.10	-
Np mixture	142.80	-	-
Junked panels	739.08	-	-
Cable and fiber	2.23	-	-
Metal and scrap	4.39	-	-
Chemical toilets	740.21	297.78	-

WASTE GENERATED (IN TONS)	2023	2022	2021
Offices	0.48	0.48	1.49
Facilities	8.71	8.64	6.77
Sites	2,940.73	1,455.23	828.66
Total	2,949.92	1,464.35	836.92
Non-hazardous	2,944.90	1,455.62	830.06
	99.8%	99.4%	99.2%
Hazardous	5.02	8.73	6.86
	0.17%	0.60%	0.82%

WASTE DELIVERED TO MANAGER (T)	2023	2022	2021
Hazardous waste			
Facilities	4.71	8.64	-
Sites	0.31	0.09	-
Offices	0.00	0.00	-
Total	5.017	8.73	6.86
Non-hazardous waste			
Facilities	4.00	-	-
Sites	2,899.33	1,455.14	-
Offices	0.48	0.48	-
Total	2,904	1,456	830.06

* In 2021, more general waste classification data was presented (hazardous and non-hazardous and source of generation).

	2023	2022	2021
Assets under construction (MW)	398	220	143
Operating assets (MW)	342	202	171
Waste generation (t)	2,949.92	1,464.35	836.92
Ratio (Waste consumption (t)/ MW in construction and operation)	3.99	3.47	2.67

REUSE OF WASTE AS A RESOURCE (T)	2023	2022	2021
Hazardous waste			
Facilities	0	-	-
Sites	0	-	-
Offices	0	-	-
Total	0	-	-
Non-hazardous waste			
Facilities	-	-	-
Sites	41.09	-	-
Offices	-	-	-
Total	41	-	-

* In 2021, more general waste classification data was presented (hazardous and non-hazardous and source of generation).

The reuse of non-hazardous waste as a resource has been carried out at construction sites in the Dominican Republic and Colombia.

At Ecoener, awareness and education on responsible waste management is not limited to non-generation and proper management, but also encompasses the active promotion of reuse. We recognize that the reuse of materials is a key part of a comprehensive waste management strategy, as it extends the useful life of resources and reduces the need for new materials.

Therefore, among our personnel and contractors, we promote reuse as a key practice to minimize waste generation. This involves encouraging the identification and recovery of materials that still have useful value. We encourage our team to look for opportunities to reuse materials rather than discard them, and we provide resources and training to facilitate this process.

In addition, we collaborate with local entities or organizations interested in reusing materials such as wood, pallets, or cable drums. These reused materials have a wide variety of applications, from the construction of furniture to the creation of new products. This contributes to more efficient resource management and waste reduction in our community.

In the case of the Cumayasa I and II plants, landowners near the plants requested the delivery of inert material to fill in a local road, which has facilitated access to the farms.

During the development of the Sunnorte photovoltaic plant works, we identified waste fraction that could be recovered by recyclers. Accordingly, we have reached a collaborative agreement with the Asociación de Recuperadores de Ocaña, benefiting a total of 35 recyclers.

The benefits derived from the recovery of this waste produces significant improvements for the safety and well-being of the association's personnel.

The income obtained from the sale of waste is reinvested in Personal Protective Equipment (PPE), such as safety goggles, leather gloves, and boots. We also set aside funds for the purchase of uniforms that allow recyclers to be easily identified during their daily work and during their trips to the different sectors of Ocaña, North Santander.

We would also like to highlight the association's initiative to design a machine specialized in the use of recyclable material from low-voltage cables. Through a slitting process, this machine efficiently extracts the aluminum from the cable to maximize the value of the recovered waste.

As of today, we have delivered significant amounts of different types of waste to the association, such as plastic, cardboard, wood, cables, metal, and scrap.

These actions not only contribute to responsible waste management, but also strengthen ties with the local community and promote a more sustainable circular economy model in the region.

04.

We seek
well-being
in and out of
the workplace



Quality employment

Ecoener staff at the annual celebration of Our Lady of Light, patron saint of the energy sector.



We are faithful to our commitments and that is why we want to ensure quality employment. We currently have a workforce of 164 employees.

Through our direct hiring policy, we guarantee the right to decent employment for all our employees. Our selection and recruitment criteria are aligned with the principles of equality and are implemented globally.

In 2023 we have developed operations in Spain, Italy, Serbia, Poland, Romania, Greece, Indonesia, Canada, Guatemala, Honduras, Dominican Republic, Panama, Ecuador, and Colombia. In some locations we have not been physically present to carry out our activity.

In 2023, we hired 62 men and 23 women. We hire across all age ranges to ensure that everyone has access to quality employment.

We offer decent working environments and therefore all our workers are full-time Ecoener employees. We only occasionally use subcontractors to provide us with specialists for one of the stages of the project with a full-time contract.

Our largest direct workforce is concentrated in Spain, with 85 employees distributed mainly in our headquarters in La Coruña and in our Madrid offices, with occasional on-site personnel. In 2023, we have observed a decrease in the number of employees, mainly due to the transition towards a construction stage that required fewer personnel, especially in the PF Cumayasa 1 and 2 projects.

Our goal is to achieve parity in our workforce, although this can be complicated given the social circumstances of each area. We carry out inclusive

initiatives at our public meetings, encouraging the entire community to actively participate in these events, with a special focus on women. We recognize the value of diversity and equal representation in all our activities, and therefore encourage women to attend and contribute their perspective. Furthermore, in line

with our commitment to equal opportunities, women are encouraged to explore employment opportunities in the renewable energy sector to foster a more diverse work environment. This initiative reflects our ongoing commitment to community inclusion in the field of sustainability and economic development.

Evolution of our workforce by geographic area and year

NUMBER OF EMPLOYEES BY GEOGRAPHIC AREA	2023	2022	2021
Europe	93	73	65
Spain	85	73	65
Greece	4	-	-
Italy	1	-	-
Poland	1	-	-
Romania	2	-	-
America	71	136	21
Guatemala	24	13	11
Honduras	4	4	4
Panama	2	1	1
Ecuador	3	-	-
Dominican Republic	24	90	2
Colombia	14	28	3

* In 2022 and 2021, two employees were registered in Kenya.

Composition of our workforce by age

TOTAL WORKFORCE, BY AGE	2023		2022	
	No.	%	No.	%
< 30 years old	32.00	20%	90.73	43%
30-40 years old	59.00	36%	61.19	29%
> 45 years old	73.00	45%	59.08	28%
Total	164	100%	211	100%

In 2023, we have provided 4,969 hours of training.



Workforce by professional category, age, gender, and country

	2023																											
	SPAIN		GUATEMALA		HONDURAS		KENYA		PANAMA		DOMINICAN REPUBLIC		COLOMBIA		GREECE		ECUADOR		ITALY		POLAND		ROMANIA		TOTAL			
	M	W	M	W	M	W	M	W	M	W	M	W	M	W	M	W	M	W	M	W	M	W	M	W	M	W	M	W
Workers	8	-	9	1	-	2	-	-	-	-	10	2	1	-	-	-	-	-	-	-	-	-	-	-	-	-	28	5
< 30 years old	-	-	2	-	-	-	-	-	-	-	5	1	-	-	-	-	-	-	-	-	-	-	-	-	-	-	7	1
30-40 years old	2	-	4	1	-	2	-	-	-	-	3	1	-	-	-	-	-	-	-	-	-	-	-	-	-	-	9	4
> 45 years old	6	-	3	-	-	-	-	-	-	-	2	-	1	-	-	-	-	-	-	-	-	-	-	-	-	-	12	-
Administrative Staff	2	5	2	2	-	-	-	-	-	-	-	-	1	4	-	1	-	-	-	-	-	-	-	-	-	5	12	
< 30 years old	-	1	-	-	-	-	-	-	-	-	-	-	-	2	-	-	-	-	-	-	-	-	-	-	-	-	-	3
30-40 years old	1	2	1	2	-	-	-	-	-	-	-	-	1	2	-	1	-	-	-	-	-	-	-	-	-	-	3	7
> 45 years old	1	2	1	-	-	-	-	-	-	-	-	-	-	-	-	-	-	-	-	-	-	-	-	-	-	-	2	2
Technicians	7	3	5	-	1	-	-	-	-	-	9	1	1	2	-	-	2	-	-	-	-	-	-	-	-	25	6	
< 30 years old	-	-	1	-	-	-	-	-	-	-	5	1	1	2	-	-	-	-	-	-	-	-	-	-	-	-	7	3
30-40 years old	1	1	1	-	-	-	-	-	-	-	1	-	-	-	-	-	2	-	-	-	-	-	-	-	-	-	5	1
> 45 years old	6	2	3	-	1	-	-	-	-	-	3	-	-	-	-	-	-	-	-	-	-	-	-	-	-	-	13	2
Graduates	42	18	3	2	-	1	-	-	1	1	2	-	2	3	-	3	-	1	1	-	1	-	2	-	54	29		
< 30 years old	4	2	-	1	-	-	-	-	1	-	1	-	-	1	-	-	-	1	-	-	-	-	-	-	-	6	5	
30-40 years old	12	7	2	1	-	-	-	-	-	1	1	-	2	1	-	2	-	-	-	-	-	-	-	1	-	18	12	
> 45 years old	26	9	1	-	-	1	-	-	-	-	-	-	-	1	-	1	-	-	1	-	1	-	1	-	30	12		

Our largest direct workforce is concentrated in Spain with 85 employees.

We are faithful to our commitments and that is why we want to guarantee quality employment.

TYPE OF CONTRACT		INDEFINITE		TEMPORARY	
		FULL TIME	PART TIME	FULL TIME	PART TIME
SPAIN	Men	59	-	-	-
	Women	26	-	-	-
	Total	85	-	-	-
	> 30	7	-	-	-
	30-44	26	-	-	-
	> =45	52	-	-	-
	Total	85	-	-	-
	Workers	8	-	-	-
	Administrative Staff	7	-	-	-
	Technicians	10	-	-	-
	Graduates	60	-	-	-
	Total	85	-	-	-
	GUATEMALA	Men	19	-	-
Women		5	-	-	-
Total		24	-	-	-
> 30		4	-	-	-
30-44		12	-	-	-
> =45		8	-	-	-
Total		24	-	-	-
Workers		10	-	-	-
Administrative Staff		4	-	-	-
Technicians		5	-	-	-
Graduates	5	-	-	-	
Total	24	-	-	-	

TYPE OF CONTRACT		INDEFINITE		TEMPORARY	
		FULL TIME	PART TIME	FULL TIME	PART TIME
HONDURAS	Men	1	-	-	-
	Women	3	-	-	-
	Total	4	-	-	-
	> 30	-	-	-	-
	30-44	2	-	-	-
	> =45	2	-	-	-
	Total	4	-	-	-
	Workers	2	-	-	-
	Administrative Staff	-	-	-	-
	Technicians	1	-	-	-
Graduates	1	-	-	-	
Total	4	-	-	-	

TYPE OF CONTRACT		INDEFINITE		TEMPORARY	
		FULL TIME	PART TIME	FULL TIME	PART TIME
PANAMA	Men	1	-	-	-
	Women	1	-	-	-
	Total	2	-	-	-
	> 30	1	-	-	-
	30-44	1	-	-	-
	> =45	-	-	-	-
	Total	2	-	-	-
	Workers	-	-	-	-
	Administrative Staff	-	-	-	-
	Technicians	-	-	-	-
	Graduates	2	-	-	-
	Total	2	-	-	-
DOMINICAN REPUBLIC	Men	2	-	19	-
	Women	1	-	2	-
	Total	3	-	21	-
	> 30	2	-	11	-
	30-44	1	-	5	-
	> =45	-	-	5	-
	Total	3	-	21	-
	Workers	-	-	12	-
	Administrative Staff	-	-	-	-
	Technicians	1	-	9	-
	Graduates	2	-	-	-
	Total	3	-	21	-

TYPE OF CONTRACT		INDEFINITE		TEMPORARY	
		FULL TIME	PART TIME	FULL TIME	PART TIME
COLOMBIA	Men	5	-	-	-
	Women	8	-	1	-
	Total	13	-	1	-
	> 30	5	-	1	-
	30-44	6	-	-	-
	> =45	2	-	-	-
	Total	13	-	1	-
	Workers	1	-	-	-
	Administrative Staff	5	-	-	-
	Technicians	3	-	-	-
	Graduates	4	-	1	-
	Total	13	-	1	-
GREECE	Men	-	-	-	-
	Women	4	-	-	-
	Total	4	-	-	-
	> 30	-	-	-	-
	30-44	3	-	-	-
	> =45	1	-	-	-
	Total	4	-	-	-
	Workers	-	-	-	-
	Administrative Staff	1	-	-	-
	Technicians	-	-	-	-
	Graduates	3	-	-	-
	Total	4	-	-	-

TYPE OF CONTRACT		INDEFINITE		TEMPORARY	
		FULL TIME	PART TIME	FULL TIME	PART TIME
ECUADOR	Men	2	-	-	-
	Women	1	-	-	-
	Total	3	-	-	-
	> 30	1	-	-	-
	30-44	2	-	-	-
	> =45	-	-	-	-
	Total	3	-	-	-
	Workers	-	-	-	-
	Administrative Staff	-	-	-	-
	Technicians	2	-	-	-
	Graduates	1	-	-	-
	Total	3	-	-	-
	ITALY	Men	1	-	-
Women		-	-	-	-
Total		1	-	-	-
> 30		-	-	-	-
30-44		-	-	-	-
> =45		1	-	-	-
Total		1	-	-	-
Workers		-	-	-	-
Administrative Staff		-	-	-	-
Technicians		-	-	-	-
Graduates		1	-	-	-
Total		1	-	-	-

TYPE OF CONTRACT		INDEFINITE		TEMPORARY	
		FULL TIME	PART TIME	FULL TIME	PART TIME
POLAND	Men	1	-	-	-
	Women	-	-	-	-
	Total	1	-	-	-
	> 30	-	-	-	-
	30-44	-	-	-	-
	> =45	1	-	-	-
	Total	1	-	-	-
	Workers	-	-	-	-
	Administrative Staff	-	-	-	-
	Technicians	-	-	-	-
	Graduates	1	-	-	-
	Total	1	-	-	-
	ROMANIA	Men	2	-	-
Women		-	-	-	-
Total		2	-	-	-
> 30		-	-	-	-
30-44		1	-	-	-
> =45		1	-	-	-
Total		2	-	-	-
Workers		-	-	-	-
Administrative Staff		-	-	-	-
Technicians		-	-	-	-
Graduates		2	-	-	-
Total		2	-	-	-

NEW ADDITIONS BY AGE, SEX AND COUNTRY		< 30 Y.O.	30-40 Y.O.	> 45 Y.O.
SPAIN	Men	1	6	10
	Women	1	5	2
GUATEMALA	Men	6	3	3
	Women	1	2	-
HONDURAS	Men	-	-	-
	Women	-	-	-
PANAMA	Men	1	-	-
	Women	-	1	-
DOMINICAN REPUBLIC	Men	12	5	2
	Women	2	-	-
COLOMBIA	Men	2	2	1
	Women	2	2	1
GREECE	Men	-	-	-
	Women	-	3	1
ECUADOR	Men	1	3	-
	Women	-	-	-
ITALY	Men	-	-	1
	Women	-	-	-
POLAND	Men	-	-	1
	Women	-	-	-
ROMANIA	Men	-	1	1
	Women	-	-	-
TOTAL	Men	23	20	19
	Women	6	13	4

DEPARTURES BY AGE, SEX, AND COUNTRY		< 30 Y.O.	30-40 Y.O.	> 45 Y.O.
SPAIN	Men	-	7	7
	Women	-	4	4
GUATEMALA	Men	2	-	-
	Women	-	-	-
HONDURAS	Men	-	-	-
	Women	-	-	-
PANAMA	Men	-	-	-
	Women	-	1	1
DOMINICAN REPUBLIC	Men	57	10	10
	Women	6	6	6
COLOMBIA	Men	13	8	8
	Women	-	1	1
GREECE	Men	-	-	-
	Women	-	-	-
ECUADOR	Men	1	1	1
	Women	-	-	-
ITALY	Men	-	-	-
	Women	-	-	-
POLAND	Men	-	-	-
	Women	-	-	-
ROMANIA	Men	-	-	-
	Women	-	-	-
TOTAL	Men	73	28	28
	Women	6	12	12

We follow ESG criteria when hiring subcontractors to collaborate in the development of our projects and prioritize the search for local companies capable of meeting our business needs.

This choice allows us to reduce the distances between the workplace and the residence of workers or suppliers, which has an impact on reducing greenhouse gas emissions into the atmosphere. We also encourage job creation in the region, which boosts economic and business development and strengthens our relationships in the areas where we operate. Finally, by having workers with in-depth knowledge of the area, the works are carried out more efficiently.

Thanks to these actions, we can generate a positive impact in all the communities where we operate.

We create jobs, promote sustainable economic development, and improve living conditions. This chain of effects takes place both at the individual and collective levels. Our presence has been instrumental in driving infrastructure development, while at the same time helping to strengthen financial stability by generating new revenues.

All our employees are entitled to parental leave: in 2023, 1 woman and 2 men took advantage of this.

Given our presence in multiple regions, the wage gap may vary according to the distinctive features of each labor context. Nonetheless, we reaffirm our commitment to providing decent and quality employment in all of our locations, and we continually strive to reduce this gap.

Wage gap by position, gender, and year

	2023			2022			2021		
	H	M	%	H	M	%	H	M	%
Worker	9,667€	6,950€	39%	7,169€	5,719€	20%	-	-	-
Administrative Staff	26,084€	21,954€	19%	25,849€	20,910€	19%	-	-	-
Technician	23,729€	19,920€	19%	33,080€	20,889€	37%	-	-	-
Graduate	89,630€	52,616€	70%	82,866€	40,186€	52%	-	-	-

Accident rates

	2023	2022	2021
Incidence	1.82	0.843	1.670
Frequency	8.31	3.84	9.610
Severity	0.04	0	0.096

* Data corresponding to: Ecoener, S.A.; Ecoener Ingeniería, S.L., Aquis Querquennis S.L., EID Inversiones Dominicana SRL, Aquis Querquennis Colombia, S.A.S.

Incidence rate = (total no. of accidents / average no. of people affected) x 100
 Frequency rate = (no. of accidents / no. of hours worked) x 106
 Severity rate = (no. of sick leave days / no. of hours worked) x 103

The number of accidents in 2023 was 5, all of which were minor. It is critical to address these challenges with additional safety and training measures to ensure a safe and sustainable working environment.



Employee in the Dominican Republic checking panels.

Health and safety

Health and safety are key pillars of our operations, so we not only comply with legal requirements, but are also committed to adopting ethical and responsible practices to preserve the physical and mental integrity of our workers.

All our facilities have a prevention plan, program, procedure, and documentation adapted to their main features. In addition, we carry out an annual Prevention and Audit Service (SPA) to identify and correct deficiencies. We also carry out the occupational risk assessment NTP 330 (simplified system of occupational risk assessment).

All these processes help us to create a self-protection plan for each facility. We identify, directly and indirectly, the critical points regarding risk exposure and the health of our workers. When it comes to implementing improvements, we give priority according to the number of professionals exposed to the different associated occupational pathologies and the magnitude of the risks.

We seek the well-being of our employees and integrate different strategies for their comfort, such as efficient heating and air conditioning. We use programmable thermostats according to the regulation of thermal installations in buildings and we have adequate insulation to reduce consumption. We perform maintenance and periodic reviews to ensure the proper functioning of these systems.

Cybersecurity

In terms of employee safety, we are also concerned about cybersecurity. Thanks to a technological risk map we have created a portfolio of information technology projects to provide greater security.

Because of this commitment, we have implemented an Information Security Management System (ISMS) based on ISO 27001 to ensure asset protection according to business requirements. The result is that we can align our activity with technology.

We have embarked on a very ambitious project with the implementation of SAP 4HANA with SAP RISE. This will allow us to have greater overall control of our information systems in critical areas such as financial management, logistics, human resources, and integrated project management. Along these lines, we have launched other digitalization projects complementary to SAP.

We have implemented software for the centralized management of passwords, device management (MDM), email sandbox and IDS/IPS. This contributes to data quality and consistency and enables employees to work with all the information in an agile way to meet the market's needs. This allows us to centralize, obtain an overview of the information, and make our operations and processes more efficient.

Finally, all these changes are monitored by qualified workers with CISA and CISM certifications.

With all these actions we strengthen our commitment to excellence and sustainability in the renewable energy sector for all our stakeholders. We ensure a safe and efficient environment and position ourselves at the forefront in the adoption of sustainable technologies by applying solutions that contribute to the reduction of our carbon footprint.

Detail of the interior of a hydroelectric power plant, owned by Ecoener.



Commitment to society



At Ecoener we believe that sustainability goes far beyond the care and protection of the environment. The word sustainability has other meanings, which is why the care and protection of the population is very important to us. Our social responsibility is not only a commitment, but also a key part of our identity and culture, which is why we develop initiatives in all the countries where we operate.

CONTRIBUTION TO SOCIETY, IN EUROS	2023	2022	2021
Partners	15,500	6,979.61	-
Social assistance	190,896.49	161,605.80	32,075
Sponsorship	80,358	30,915	61,6200
Agreement	28,000	17,000	-
Total	314,754.49	216,500.40	93,695

Public meeting in Guatemala at the end of 2023.



We ensure that all members of our organization are aware of our human rights policy and comply strictly with it. We are accountable in this area to both the Board of Directors and Ecoener's senior management. These governing bodies are responsible for overseeing and ensuring compliance with our policies and commitments, including those related to human rights.

We continually strive to improve our approach to human rights, to promote transparency, accountability, and dialogue with all stakeholders.

We value and appreciate our investors' interest in this matter and remain committed to advancing our human rights management in accordance with international standards and industry best practices.

We have had a positive impact in many aspects. Job creation has been a direct consequence of our

activity, which promotes sustainable economic development and improves local living conditions. This has promoted agreements and partnerships, which in turn have generated additional income that has strengthened the financial health of the area. In addition, we have contributed to the development of local infrastructures that have benefited all the neighbors. We have implemented educational and awareness programs on renewable energies and their long-term benefits.

At Ecoener we are committed to continuing to be agents of positive change in all the locations where we operate. Our vision of sustainability encompasses environmental, social, and economic aspects and our mission is to continue to develop initiatives that generate a significant and lasting positive impact. We are convinced that we are helping to build a more prosperous and sustainable future for generations to come.

Dominican Republic

We have five projects in two different areas of the country, each at different stages. Two of them, PF Cumayasa 1 and 2, are already in operation, while the other three, PF Cumayasa 4, PF Payita 1 and PF Payita 2, are in the construction stage.

Cumayasa's environment has experienced the consequences of adverse weather conditions, and in response, we have helped by providing essential foodstuffs for the local population. The presence of our facilities in the region not only creates employment, but also contributes to economic and social development.

In the social area, we believe that education is one of the key pillars for each person's autonomy since it provides the necessary skills to actively participate in society. We have collaborated in the renovation of the Centro de Desarrollo Integral Rayito de Soll, a school with 246 students. It is located in Kilómetro 10 de Cumayasa, an area close to the project. The subcontractors with whom we have participated in the projects have also wanted to participate in this initiative and have donated school supplies for the children.

In addition to these actions, we are committed to continuing education and skills development in the community. Moreover, our collaboration with INFOTEP, the firefighters and the civil defense, is an example of our commitment to training adults and improving their job skills.

To continue to support education, we have donated 93 solar panels to the Universidad Primada de América and the Universidad Autónoma de Santo Domingo. We are deeply proud of this initiative, which will contribute significantly to the optimization of energy consumption in university facilities.

These panels have a capacity of 550 watts, providing a total of 51.15 kW of clean energy. The donated panels are bifacial technology, which means that they can capture solar energy from both sides and are identical to those used in the Cumayasa 1 and 2 photovoltaic plants.

Occasionally, our facilities may be located on land that is temporarily and unlawfully occupied by individuals, for instance, when the former owner allowed individuals to reside there.

Delivery of panels to the Universidad Primada de América, in the Dominican Republic.



To implement our project, we set up economic agreements that enable the relocation of these illegal occupations.

During this process, we are committed to improving and ensuring the initial living conditions so that the relocation is as beneficial and respectful as possible for all parties involved.

Our commitment lies in providing people with permanent housing and ownership. We seek the mutual benefit and welfare of the population.

The PF Payita 1 and PF Payita 2 projects are located on land that was previously used as a rice field. This land had flooded artificial channels due to the accumulation of organic debris. In response, we carried out the cleaning of these channels, which has significantly improved the drainage of both our plot and neighboring plots. We took advantage of these interventions and provided an additional service to the neighborhoods by improving access to the watering points.

We have also participated in infrastructure improvements in the area, such as the leveling of Salomé Ureña Street.

As part of our supplier policy, we strive to source as many materials as possible from local suppliers. In the context of the Dominican Republic, we will achieve 97.91% local sourcing by 2023.

We are committed to improving and ensuring initial living conditions.

Colombia

In 2023, we successfully completed the PF Sunnorte project (41 MWp), located in the town of Ocaña.

Within the framework of this project, we carry out environmental and social actions with which **we aspire to play an active role as an agent of change in the socioeconomic reality of the area.**

With the aim of contributing to the welfare of children in the region, we carried out a LEGO toy donation campaign to students from 5 to 12 years of age from the schools Las Liscas Parte Alta, Las Liscas Parte Baja and La Rinconada.

In the educational field, we organized a visit for 14 students of the **Photovoltaic Systems Technician program of the National Apprenticeship Service (SENA)**. During the visit, we toured sectors 1 and 3, and explained the assembly process of the structures, the connection of panels, technical information on construction processes, grounding systems, and connections to the transformation center.

In relation to environmental deficiencies in the area, we identified deficiencies in basic services in nearby areas, such as waste management. In collaboration with the Asociación de Recuperadores de Ocaña, we developed a project for the revaluation of construction waste. We donate recoverable construction waste to the association, the proceeds from the sale of which are used to purchase personal protective equipment.

We also carried out a cleanup day in collaboration with the Universidad Francisco de Paula Santander, alongside 45 people from the university, the mayor's office, the police, citizens of La Rinconada and Las Liscas, as well as Ecoener employees.

The cleanup day focused on raising awareness about waste management and culminated with the installation of three containers for waste collection in nearby areas.

Regarding the hiring of local suppliers in Colombia, we would like to highlight that in 2023, **99.64% of spending on procurement was local**, which strengthens our ties with the local socio-economy.

Honduras

In Honduras we have a photovoltaic plant with a capacity of 16.22 MWp.

During the period of operation, we have taken on several social commitments with the villages of Aguacaliente, Guanacastillo and Pavana.

In 2023, we have maintained our commitment to making contributions and donations to social projects such as the financing of Día de la Madre and Día del Niño. We have also carried out environmental actions in the surrounding areas such as the maintenance of plantations.

Canarias

Ecoener's facilities in Spain are in Galicia and the Canary Islands.

The company was born from the exploitation of hydroelectric technology in Galicia, and in recent years we have consolidated our activity with wind and photovoltaic projects on the island of Gran Canaria.

A significant achievement for Ecoener is the construction and commissioning of **5 wind projects with a capacity of 12 MW, which makes La Gomera an energetically sustainable island.**

Our connection with the socioeconomic reality of the Canary Islands is reflected in several projects we have developed:

- **Club Castillo C.F., from Castillo del Romeral:** Since 2021, we have made an annual contribution of €12,000 to support the club and its scholarship fund for families at risk of social exclusion. We have also contributed to the "Ball and pen" project to provide a space where children can do their homework after training.

Visit of students from the Universidad de Gran Canaria (Canary Islands, Spain).



- **Castillo Basketball Club:** In 2023, our financial contribution amounted to €13,000, with the aim of maintaining the club and supporting the women's teams. We also created the first Ecoener International Women's Basketball Tournament and supported the Campus Recre project, which promotes sports practice with basketball lessons during recess hours for girls and boys between the ages of 4 and 8 in the schools CEO Pancho Guerra de Castillo Romeral, CEIP de Aldea Blanca and CEIP Juan Grande.
- **Vecinklub team:** In 2023, we contributed with a donation of €3,000. We also contribute financially to the local festivities of Juan Grande and Salineros del Matorral.

We recognize the importance of showing the fundamentals of renewable energy generation up close, so we collaborated with the Universidad de Gran Canaria and the students of the master's degree in Renewable Energy and students of the renewable energy cycle of the IES San Sebastián de La Gomera. During the visits, we explained the construction process and allowed the participants to explore the inside of a wind turbine.

We also organize visits to our facilities for international students, for example with the **Fundación Farrah**, for 14 students between 15 and 17 years old from Mali.

In La Gomera, fifteen young people from the **Asociación Diversidad Funcional de La Gomera** have developed and installed 75 windbreaks for the native species used in the revegetation works of the five wind farms.

We have also collaborated with the **Fundación Aladina**, which aims to help children and adolescents suffering from cancer. We have donated bicycles that were delivered to the children of the Niño Jesús Hospital in Madrid.

Ecuador

Since the early stages of the AH El Rosario and AH Santa Rosa projects, we have collaborated with the Shuar, Nayanmak, Naichap, Pumpuis and Yuma populations that live nearby.

We recognize the importance of respecting their rights, understanding their needs, and maintaining a constant dialogue to ensure that projects not only meet technical and legal standards, but also contribute to their well-being and active participation in the process. This approach has been critical to our sustainable development strategy and **we seek to establish a mutually beneficial relationship throughout all project stages.**

To this end, we have undertaken a series of actions, such as organizing public meetings so that anyone interested can learn about the project and participate in assessing and discussing the proposals. We have also collaborated through donations for traditional festivities and community equipment.

Guatemala

In Guatemala, we have a hydroelectric plant that generates 14.2 MW of power and we will begin construction of the PF Yolanda (73.74 MWp) and PF Carrizo (74.75 MWp) projects.

With the same premise as in other locations, we seek to generate a positive impact on the municipalities, providing them with the necessary resources for their development.

- **AH Las Fuentes Guatemala (14.2 MW):** we donated basketball equipment to 12 girls and 12 boys between 17 and 18 years of age from the Juveniles team of the Retalhuleu department who are participating in the National Junior Championship.
- **PF El Carrizo (74.75 MWp):** we collaborated in the resettlement of two families who lived in areas affected by the development of our facilities.
- We are also involved in the needs of children. Accordingly:

- We have carried out a visit to a **nursery school** with the aim of bringing the project closer to the children of nearby towns.
- We have identified a lack of resources in nearby schools and have **determined the needs for the coming school year.**
- In Yolandita and Otacingo we held a **Christmas festivity**, during which 90 people enjoyed games, dances, prizes, piñatas, and snacks.



Ecoener is the main sponsor of the women's basketball team of Castillo del Romeral, Gran Canaria, Spain.

Since 2021, we have made an annual contribution of €12,000 to support the club and its scholarship fund.

In first person




Cristian Sánchez García is one of the beneficiaries of the Yolanda project. At first, he felt uncertain about the changes, "but at the same time it helps the community to develop and also offers employment for people". He is currently working for Ecoener to prepare the plot of land where the Yolanda Photovoltaic Plant will be built.

Ecoener has facilitated relocation and now he owns a home. "Ecoener supported me to have my own house". He describes the service as "excellent".

The presence of our facilities in the area promotes employment among the population and contributes to its development. Luisa Isabel Meguil Pedisi is one of the women who worked on the Cumayasa 1 and 2 photovoltaic plants. She has been with Ecoener for a year and a month after being unemployed: this has given her the opportunity to support her family economically.

She is "very happy because there are things I didn't know that I have learned here. For example, I have learned how to weld". "When I arrive, I go to the offices and keep them clean. Then I go to the warehouse and help with whatever they need. The duties change as the work progresses".



SDGs

We understand that the activity we develop must be aligned with the Sustainable Development Goals established by the United Nations in 2015, and that is why we link our business to the following SDGs:



SDG 7: Ensure access to affordable, reliable, sustainable, and modern energy:

- We diversify the technologies we work with by addressing photovoltaic, wind and hydroelectric exploitation.
- We develop hybridization projects maximizing efficiency and reliability by combining different energy sources to meet demand in a more sustainable and cost-effective way.
- We develop battery projects that optimize the storage and distribution of the energy generated.
- We conduct audits to evaluate and update our facilities.
- We detect critical points in our facilities to strengthen and mitigate security.
- We supply 100% renewable energy on the island of La Gomera.



SDG9: Build resilient infrastructures, promote sustainable industrialization, and foster innovation:

- We invest in the development of more advanced systems that seek process efficiency.
- All the assets in our portfolio are owned by Ecoener and share the same pillars: a commitment to the long term, attention to detail, and working with qualified teams.
- Technologies and designs that reduce the amount of materials needed for construction and operation at our facilities.





SDG 11: Make cities inclusive, safe, resilient, and sustainable:

- We have developed several actions aimed at improving the areas where our facilities are located, such as infrastructure improvements.
- We carry out external archaeological studies to evaluate any possible impact on the historical heritage. In this way we avoid possible effects on the design, and in the subsequent stages we guarantee a follow-up of the protection and correction measures.
- Our facilities have contributed positively to job creation, promotion of sustainable economic development, and improvement of living conditions.



SDG 13: Take urgent action to combat climate change and its impacts:

- We develop actions both globally and locally, such as reducing greenhouse gas emissions, promoting renewable energies, raising awareness of sustainability, and mitigating our environmental impacts.
- We verify our carbon footprint.
- We have developed financial products to combat climate change.

There are other SDGs that we identify with even though they are not our core business.



SDG 6: Clean water and sanitation:

- We have installed water meters at construction sites to keep track of consumption.
- We carry out exhaustive water quality analyses to assess the impact on river courses.

- We have installed desanders to retain and remove solid particles coming from our processes.
- We have improved the riverbeds that are close to our facilities and near the towns.
- We have properly managed wastewater through authorized managers.



SDG 12: Responsible production and consumption:

- We consume office supplies that are certified under the Forest Stewardship Council (FSC) standard.
- We encourage the reuse of components and materials.
- We are committed to efficient technologies and tools that save energy, such as the replacement of lighting with LEDs.



SDG 15: Life of terrestrial ecosystems:

- We have installed the ProBird system in wind farms to mitigate the negative impacts they may have on the area's bird life.
- We have renaturalized with autochthonous species of flora to preserve degraded areas.
- We have created the Fundación Fragas do Eume with the aim of restoring natural conditions, favoring the preservation of habitats, and combating the risk of forest fires.

Annexes

List of Ecoener entities

COMPANY	DOMICILE	ACTIVITY	EFFECTIVE % SHAREHOLDING
Ecoener Emisiones subgroup (*)-			
Ecoener Emisiones, S.A.	Spain	Other Services	100%
Drago Renovables, S.L.	Spain	Wind Farms	75%
Energías de Pontevedra, S.L.	Spain	Wind Farms	100%
Hidroeléctrica de Ouro, S.L.	Spain	Wind Farms	70%
Hidroeléctrica del Giesta, S.L.	Spain	Hydraulic Power Plants	100%
Mocan Renovables, S.L.	Spain	Wind Farms	75%
Soc. Lucense de Energía Hidráulica, S.L.	Spain	Hydraulic Power Plants	100%
Yesquera de Aluce, S.L.	Spain	Wind Farms	100%
Ecoener Inversiones de Centroamérica subgroup			
Ecoener Invers. De Centroamérica S.A.	Guatemala	Other Services	99.99%
Comercializadora Centroamericana de Energía La Ceiba, S.A.	Guatemala	Trading Company	100%
Ecoener Solar de Guatemala, S.A.	Guatemala	Other Services	100%
Ecoener Ingeniería, S.A.	Guatemala	Other Services	98%
Ecoener Ingeniería Honduras, S.A.	Honduras	Other Services	98%
Llanos del Sur Fotovoltaica, S.A.	Honduras	Photovoltaic Solar Plants	50%
Hidro Quetzal subgroup-			
Hidro Quetzal, S.A.	Guatemala	Other Services	76%
Energías del Ocosito, S.A.	Guatemala	Hydraulic Power Plants	76%
Ecoener Inversiones SCA, SICAV-NAIF subgroup-			
Ecoener Inversiones SCA, SICAV-NAIF(*)	Malta	Other Services	100%
Alamillo de Doramas, S.L.	Spain	Wind Farms	100%
Cardo de Plata, S.L.	Spain	Wind Farms	100%

Dama de Bandama, S.L.	Spain	Other Services	100%
Siempreviva Gigante, S.L.	Spain	Wind Farms	100%
Aquis Querquennis subgroup-			
Aquis Querquennis, S.L. (*)	Spain	Other Services	100%
Aquis Querquennis Colombia, S.A.S	Colombia	Other Services	100%
Aquis Querquennis Guatemala, S.A.	Guatemala	Other Services	100%
Aquis Querquennis Panamá, S.A.S.	Panama	Other Services	100%
Aquis Querquennis Ecuador, S.A.S.	Ecuador	Other Services	100%
Ecofund Italy subgroup-			
Ecofund Italy, S.R.L.	Italy	Other Services	100%
Chub 1, S.R.L.	Italy	Other Services	100%
Chub 2, S.R.L.	Italy	Other Services	100%
Ecofund Engineering Italy, S.R.L.	Italy	Other Services	100%
Ecodomener subgroup-			
Ecodomener, S.R.L.	Italy	Otros Servicios	100%
Renewable Energy World Dominicus, S.R.L.	Rep. Dominicana	Otros Servicios	100%
Amagante Herreño, S.L.	Spain	Other Services	51%
Bejeque Rojo, S.L.	Spain	Other Services	100%
Bencomia de Risco, S.L. (*)	Spain	Photovoltaic Solar Plants	100%
Canutillo de Sabinosa, S.L. (*)	Spain	Photovoltaic Solar Plants	100%
Cardoncillo Gris, S.L.	Spain	Other Services	100%
Chajorra de Aluce, S.L.	Spain	Other Services	100%
Colino Majorero, S.L.	Spain	Other Services	100%
Ecobombeo del Miño I, S.L.	Spain	Other Services	100%
Ecobombeo del Miño II, S.L.	Spain	Other Services	100%
Ecoener Generación Dedicada, S.L.	Spain	Other Services	100%

Ecoener Ingeniería, S.L.	Spain	Other Services	100%
Ecoener Inversiones, S.L.	Spain	Other Services	100%
Ecoener One, S.L.	Spain	Other Services	100%
Eólicos de Ferrol, S.L.	Spain	Other Services	100%
Eólicos del Matorral, S.L. (*)	Spain	Wind Farms	100%
Eólicos Herculinos, S.L.	Spain	Other Services	100%
Fonte Dos Arcos, S.L.	Spain	Other Services	100%
Helecho de Cristal, S.L.	Spain	Other Services	100%
Herdanera, S.L.	Spain	Other Services	100%
Hierba Muda, S.L.	Spain	Other Services	100%
Magarza del Andén, S.L.	Spain	Other Services	100%
Magarza Plateada, S.L.	Spain	Other Services	100%
Malva de Risco, S.L.	Spain	Other Services	100%
Oilean Telde Eolica Energy, S.L. (*)	Spain	Wind Farms	100%
Picocernicalo, S.L.	Spain	Other Services	100%
Risoela, S.L.	Spain	Other Services	100%
Rosalito Palmero, S.L.	Spain	Other Services	100%
Salvia Blanca, S.L.	Spain	Other Services	100%
Siempreviva Azul, S.L.	Spain	Other Services	100%
Sociedad Eólica Punta Maeda, S.L.	Spain	Other Services	100%
Tabaiba Solar, S.L. (*)	Spain	Photovoltaic Solar Plants	100%
Tiraventos, S.L.	Spain	Other Services	100%
Violeta de Anaga, S.L.	Spain	Other Services	100%
Violeta Palmera, S.L. (*)	Spain	Wind Farms	100%
Ecoener Sol de Escuintla, S.A.	Guatemala	Other Services	100%
Ecoener Sol del Puerto, S.A.	Guatemala	Other Services	100%

Ecoener Sol del Sur, S.A.	Guatemala	Other Services	100%
Ecoener del Norte Panamá S.A.	Panama	Other Services	100%
Ecoener del Sur Panamá S.A.	Panama	Other Services	100%
Ecoener Energías Panamá S.A.	Panama	Other Services	100%
Ecoener Generadora Panamá S.A.	Panama	Other Services	100%
Ecoener Industrial Panamá, S.A.	Panama	Other Services	100%
Ecoener Ingeniería Panamá, S.A.	Panama	Other Services	100%
Ecoener Productora Panamá S.A.	Panama	Other Services	100%
Ecoener Renovables Panamá, S.A.	Panama	Other Services	100%
Ecoener Solar Panamá, S.A.	Panama	Other Services	100%
Ecoener Técnicas Panamá S.A.	Panama	Other Services	100%
Ecoener Ingeniería Dominicana, S.R.L.	Dominican Rep.	Other Services	100%
EFD Ecoener Fotovoltaica Dominicana, S.R.L.	Dominican Rep.	Photovoltaic Solar Plants	100%
EID Ecoener Inversiones Dominicana S.R.L.	Dominican Rep.	Other Services	100%
LCV Ecoener Solares Dominicana, S.R.L.	Dominican Rep.	Other Services	100%
Ecoardobela I, S.A.S.	Colombia	Other Services	100%
Ecoener Ingeniería Colombia, S.A.A	Colombia	Other Services	100%
Genersol, S.A. (*)	Colombia	Photovoltaic Solar Plants	100%
Ecoener Wind Power Plant d.o.o. Beograd	Serbia	Other Services	100%
Ecoener Mirazul Dos, S.A.	Nicaragua	Other Services	100%
Amaluza-Copal Energy, S.A.S.	Ecuador	Other Services	100%
Amaluza-Cruzado Energy, S.A.S.	Ecuador	Other Services	100%
Amaluza-Negro Energy, S.A.S.	Ecuador	Other Services	100%
Amaluza-Cruzado Energy, S.A.S.	Ecuador	Other Services	100%

Amarillo Energy S.A.S.	Ecuador	Other Services	100%
Ecoener Ingeniería Ecuador, S.A.S.	Ecuador	Other Services	100%
El Rosario Energy	Ecuador	Other Services	74,99%
Elroenergy, S.A.S.	Ecuador	Other Services	100%
Negro Energy, S.A.S.	Ecuador	Other Services	100%
Santa Rosa Sanenergy, S.A.S.	Ecuador	Other Services	100%
Ecoener Hellas, S.A.	Greece	Other Services	100%
Ecoener Poland, SP. Z O.O.	Poland	Other Services	100%
Ecoener Carpatica, S.R.L.	Rumania	Other Services	100%
Ecoener Ingegneria Italia, S.R.L.	Italy	Other Services	100%
Ecoener Italia, S.R.L.	Italy	Other Services	100%
Equity integration			
Yerbamora, S.L.	Spain	Other Services	50%

(*) Audited Financial Statements.

GRI table of contents

GRI 2. General Disclosures 2021

2-1  (p.24-35)

Organizational details

2-2  (p.136-141)

Entities included in the organization's sustainability reporting

Annex I includes a list of the entities that make up the Ecoener group. The group's financial statements and consolidated annual accounts are filed with the Mercantile Registry in accordance with current legislation and in compliance with the regulations for listed companies. All these reports are duly audited by external auditors to guarantee their quality and reliability. We also consider the affiliated companies and the corporate operations that may be carried out between the parent company and these companies, pending to know in which annex.

2-3 

Reporting period, frequency and contact point

The sustainability reports are published on a yearly basis. Contact: sostenibilidad@ecoener.es

2-4 

Restatements of information

There have been no significant changes in the business model, nor significant updates of the information that prevent from understanding the evolution or comparability.

2-5  (p.156)

External assurance

The external verifier is TÜV SÜD.

2-6  (p.34-35)

Activities, value chain and other business relationships

2-7  (p.105-117)

Employees

2-8  (p.118)

Workers who are not employees

All our employees are directly employed by Ecoener, with a few exceptions, especially during the construction stage, when local specialists are hired through subcontractors.

2-9  (p.48-51)

Governance structure and composition

2-10  (p.48-51)

Nomination and selection of the highest governance body

2-11  (p.51)

Chair of the highest governance body

2-12  (p.48-49)**Role of the highest governance body in overseeing the management of impacts****2-13**  (p.58)**Delegation of responsibility for managing impacts****2-14**  (p.66)**Role of the highest governance body in sustainability reporting****2-15**  (p.48-49)**Conflicts of interest**

Article 33 of the Regulation of the Board of Directors establishes the situations in which a possible conflict of interest may arise among its members and the rules and regulations to be followed. The regulations state the duties and obligations of all members regarding their functions at Ecoener.

2-16  (p.58)**Communication of critical concerns**

The communication process is carried out through the different committees and the Board of Directors, without prejudice to the fact that consultations can be made in a more agile and direct manner among its members.

2-17  (p.48-49)**Collective knowledge of the highest governance body**

Throughout the year, several committees are set up on a regular basis to share progress in sustainability and industry trends in this area.

2-18  (p.48-49)**Evaluation of the performance of the highest governance body**

In accordance with the statement contained in the Annual Corporate Governance Report (ACGR), the Board of Directors organizes and coordinates a date program for the assessment of its quality and efficiency and the functioning and composition of its committees, as well as the performance of the chairman and managing director, and the contribution of each board member. Every three years, the Board will be assisted in this assessment by an external agent whose independence will be verified by the Appointments and Remuneration Committee.

2-22  (p.14-19)**Statement on sustainable development strategy**

Detailed in the 2024-2026 Strategic Sustainability Plan.

2-23  (p.48)**Policy commitments****2-24**  (p.48)**Embedding policy commitments****2-25**  (p.39)**Processes to remediate negative impacts**

The application of best practices is carried out both nationally and internationally. Thus, in the Dominican Republic and Colombia, a procedure for managing suggestions and contributions has been implemented in the projects under construction as a mechanism to resolve any concerns related to the project in question, as well as to test the environmental and social performance and facilitate the resolution of incidents. The following procedures have been implemented in the facilities under construction in the Dominican Republic and Colombia:

- Relationship plan with social agents.
- Community development plan.
- Communication plan.

Several actions have been undertaken to help the social agents of the different projects.

2-26  (p.49)**Mechanisms for seeking advice and raising concerns**

Complaints and suggestions procedures at company and project level.

2-27  (p.48)**Compliance with laws and regulations**

During this fiscal year 2023, there have been no cases of non-compliance with the respective environmental laws and regulations of each country where we operate.

2-28  (p.48)**Membership associations**

Agreement with AEOLICAN (€15,500).
Sponsorship APPA (€12,100).

2-29  (p.10-11)**Approach to stakeholder engagement**

At Ecoener we promote a culture of active stakeholder participation through regular meetings and strategic collaborations. Through direct dialogue and joint projects, we listen to and work together with stakeholders to address key sustainability challenges.

2-30  (p.56-57)**Collective bargaining agreements**

All employees in Spain are covered by collective bargaining agreements. In the rest of the countries, labor conditions and terms of employment are associated with the legislation in force.

GRI 3. Material Topics 2021

3-1  (p.8-11)

Process to determine material topics

3-2  (p.13)

List of material topics

GRI 200. ECONOMIC STANDARDS

GRI 201. Economic Performance 2016

201-1  (p.26-27)

Direct economic value generated and distributed

GRI 203. Indirect Economic Impacts 2016

203-1  (p.26-27)

Infrastructure investments and services supported

GRI 204. Procurement practices 2016

204-1  (p.26-27)

Proportion of spending on local suppliers

GRI 205. Anti-corruption

205-1  (p.48-49)

Operations assessed for risks related to corruption

The company has a whistleblower channel where all known irregularities can be reported by employees or third parties. This channel is anonymous, and all reports received are investigated. If a complaint is received, it can be investigated internally by Internal Audit or receive advice and collaboration from the company that manages the whistleblowing channel.

GRI 206. Anti-competitive Behavior 2016

206-1 

Legal actions for anti-competitive behavior, anti-trust, and monopoly practices

There are no ongoing legal actions related to unfair competition and/or monopolistic practices or against free competition.

GRI 300. ENVIRONMENTAL STANDARDS

GRI 301. Materials 2016

301-1 (p.95)

Materials used by weight or volume

GRI 302. Energy 2016

302-1 (p.91)

Energy consumption within the organization

302-2 (p.91)

Energy intensity

The company has increased its activity, so energy consumption has also increased.

302-3 (p.91)

Reduction of energy consumption

The company has increased its activity, so electricity consumption has also increased.

GRI 303. Water and Effluents 2018

303-1 (p.87-90)

Interactions with water as a shared resource

303-2 (p.87-90)

Management of water-discharge-related impacts

303-5 (p.87-90)

Water consumption

GRI 304. Biodiversity

304-1 (p.71-74)

Operational sites owned, leased, managed in, or adjacent to, protected areas and areas of high biodiversity value outside protected areas

The San Bartolomé hydroelectric power plant is located in the Fragas del Eume Natural Park (43°25'02.84" N 8°04'05.11" W), catalogued as a Special Area of Conservation (SAC) and Site of Community Importance (SCI). Even though the Administration does not require environmental monitoring during the operation phase, turbined and ecological flows are provided on a quarterly basis. The operations center has an area of 927 m².

The hydroelectric power plant is leased to Hidroeléctrica del Giesta, S.L.

304-2 (p.71-74)

Significant impacts of activities, products and services on biodiversity

The projects carried out are subject to an Environmental Impact Assessment (EIA). These and other potential impacts are studied in each EIA. None of the actions have a significant impact on biodiversity.

304-3 (p.84-85)

Habitats protected or restored

More than half of the Fragas del Eume is located in the municipality of Monfero, with 5,963.60 ha, followed by the municipalities of As Pontes de García Rodríguez (1,464.87 ha), A Capela (846.80 ha), Cabanas (662.70 ha) and Pontedeume (168.39 ha).

The municipality of Monfero has also the highest part of its territory within the natural park, with almost 35%, followed by the municipality of Cabanas, with an also significant percentage, just over 22%. The municipality of A Capela has almost 15% of its territory within the natural park, Pontedeume, just under 6%, and finally, the municipality of As Pontes de García Rodríguez has less than 6% of its territory within the Fragas del Eume (table 1).

The Fragas del Eume territory coincides with the Natura 2000 Network area ZEC Fragas do Eume (ES1110003).

304-4 (p.84-85)

IUCN Red List species and national conservation list species with habitats in areas affected by operations

https://www.xunta.gal/dog/Publicados/2023/20230321/AnuncioG0532-060323-0006_es.html

DECREE 21/2023, of March 2, amending Decree 211/1996, of May 2, approving the Natural Resources Management Plan of the Fragas do Eume Natural Area, and approving the Master Plan for the Use and Management of the Fragas do Eume Natural Park.

ANNEX II. Master plan for the use and management of the Fragas do Eume Natural Park. Section 1.2.2.2.2. Fauna.

GRI 305. Emissions 2016

305-1 (p.92-93)

Direct (Scope 1) GHG emissions

To calculate Scopes 1 and 2 of the carbon footprint, the guidelines provided by the Ministry of Ecological Transition and Demographic Challenge (MITECO) have been used as a reference.

The calculation of Scope 3 emissions has been based on the international standard of the Greenhouse Gas Protocol.

305-2 (p.92-93)

Energy indirect (Scope 2) GHG emissions

305-3 (p.92-93)

Other indirect (Scope 3) GHG emissions

GRI 306. Waste 2020

306-1 (p.97-101)

Waste generation and significant waste-related impacts

306-2 (p.97-101)

Management of significant waste related impacts

306-3 (p.97-100)

Waste generated

GRI 308. Supplier Environmental Assessment

308-2 (p.38-39)

Negative environmental impacts in the supply chain and measures taken

Most of the work carried out in 2023 corresponds to photovoltaic plants.

The main suppliers of the photovoltaic facilities are: Longi (solar panels), Schletter (solar trackers), Sungrow (inverters).

The environmental assessments are based on the incorporation of clauses relating to good practices and environmental protection in our contracts with suppliers.

GRI 400. SOCIAL STANDARDS

RI 401. Employment 2016

401-1 (p.116-117)

New employee hires and employee turnover

401-3

Parental leave

In fiscal year 2023, three people took parental leave.

GRI 403. Occupational Health and Safety 2018

403-1 (p.120)

Occupational health and safety management system

403-10 (p.119)

Occupational diseases and illnesses

No occupational illnesses or diseases have been reported.

403-9 (p.119)

Work-related injuries

In fiscal year 2023, 5 minor accidents were recorded in the company.

GRI 405. Diversity and Equal Opportunity 2016

405-1 (p.105-117)

Diversity in governing bodies and employees

405-2 (p.118)

Ratio of basic salary and remuneration of women versus men

GRI 406. Non-discrimination

406-1

Incidents of discrimination and corrective actions taken

Zero complaints.

GRI 408. Child Labor 2016

408-1

Operations and suppliers at significant risk for incidents of child labor

During the current fiscal year, we have not identified any actions that violate human rights in our activity, nor have we registered any complaints of human rights violations.

GRI 409. Forced or Compulsory Labor 2016

409-1

Operations and suppliers at significant risk for incidents of forced or compulsory labor

Ecoener complies with current legislation in all the markets in which it operates, guaranteeing that it does not violate human rights. The company is developing a control and monitoring system to ensure that there are no violations in its value chain.

GRI 410. Security Practices 2016

410-1 (p.120)

Security personnel trained in human rights policies or procedures

La seguridad de las instalaciones se contrata a empresas de seguridad por tanto todo el personal de seguridad de las diferentes plantas está debidamente capacitado.

GRI 411. Rights of Indigenous Peoples 2016

411-1

Incidents of violations involving rights of indigenous peoples

None of our projects directly or indirectly affect indigenous peoples.

GRI 413. Comunidades locales 2016

413-1 (p.123-131)

Operations with local community engagement, impact assessments, and development programs

413-2 (p.123-131)

Operations with significant actual and potential negative impacts on local communities

The main negative impacts are those caused by the development of the work, but they are very localized in time and of very low magnitude.

All impacts are studied in the corresponding environmental impact studies of the projects, and protective and corrective measures are monitored and implemented.

GRI 414. Supplier Social Assessment 2016

414-1

New suppliers that were screened using social criteria

Most of the work carried out in 2023 corresponds to photovoltaic plants.

The main suppliers of the photovoltaic facilities are: Longi (solar panels), Schletter (trackers), Sungrow (inverters).

All of them have strict human rights policies.

414-2 (p.38-39)

Negative social impacts in the supply chain and actions taken

The main suppliers of the photovoltaic facilities are: Longi (solar panels), Schletter (trackers), Sungrow (inverters).

These suppliers have human rights policies and are subject to a Code of Conduct.

In the event of non-compliance with their clauses or Ecoener's human rights clauses, the contract would be terminated.

GRI 416. Customer Health and Safety 2016

416-2

Incidents of non-compliance concerning the health and safety impacts of products and services

No incidents of non-compliance have been recorded regarding the health and safety impacts of products and services.

GRI 418. Customer Privacy 2016

418-1

Substantiated complaints concerning breaches of customer privacy and losses of customer data

There have been no complaints regarding breaches of customer privacy or losses of data.

Independent Assurance Report

ÜBERPRÜFUNG ■ VERIFICATION ■ CHÉQUE ■ VERIFICACIÓN ■ VERIFICAZIONE



VERIFICATION

TÜV SÜD Iberia S.A.U. has contrasted that

ECOENER 's 2023 Sustainability Report has been prepared in accordance with the requirements established by the international standards of the **Global Reporting Initiative (GRI)**.

In order to verify this information, a Verification Audit was carried out on **March 14 and 20**, in telematic mode. This audit verified the veracity of the data included in the report.

For the record:

Auditor
Diana Abengózar García
Project Manager/Advisor

Review
Victoria Gutiérrez
Business Line Manager



Madrid, 20/03/2024



Madrid, 20/03/2024

TÜV SÜD IBERIA S.A.U

