














Made in Italy since 1953

























E. SASSONE












**Truck
&
Bus**












2017












		 				  	Ø	Z	Splines			
E. SASSONE												
ASTRA												
BE												
BE 8440 F	Fiat8210						1951	7906	420	10	36 x 45	
Concrete Mixer 20 257			PTO				0906	7906	380	10	36 x 45	
Concrete Mixer 304 F/FP/M/MP							2449		420	10	41 x 51	
HD7												
42.42/T - 44.34/38/42/T - 64.34/42/42/T 42 - 66.42/T - 84.42 - 86.42	8210.42L			96 ->	Y929	8996	9297	7987	430	10	41 x 51	
42.42/T - 44.34/38/42/T - 64.34/42/42/T 42 - 66.42/T - 84.42 - 86.42	8210.42L			96 ->	Y930	8996	9297	7988	430	10	41 x 51	
64.38 - 64.38T - 66.38	8210.42K			96 ->	Y929	8996	9297	7987	430	10	41 x 51	
64.38 - 64.38T - 66.38	8210.42K			96 ->	Y930	8996	9297	7988	430	10	41 x 51	
64.45/T/47 - 66.45/t - 84.45 - 86.45	8280.42B			96 ->	Y929	8996	9297	7987	430	10	41 x 51	
64.45/T/47 - 66.45/t - 84.45 - 86.45	8280.42B			96 ->	Y930	8996	9297	7988	430	10	41 x 51	
64.52/T - 66.52/T - 84.52 - 86.52	8280.42S			96 ->	Y929	8996	9297	7987	430	10	41 x 51	
64.52/T - 66.52/T - 84.52 - 86.52	8280.42S			96 ->	Y930	8996	9297	7988	430	10	41 x 51	
66.42	8210.42L			96 ->	Y929	8996	9297	7987	430	10	41 x 51	
66.42	8210.42L			96 ->	Y930	8996	9297	7988	430	10	41 x 51	
HD7-C												
42.36/T - 42.40/T - 42.45/T - 44.36/T - 44.40/T - 44.45/T - 64.40/T - 84.42	8210.42L			00 ->	Y929	8996	9297	7987	430	10	41 x 51	
42.36/T - 42.40/T - 42.45/T - 44.36/T - 44.40/T - 44.45/T - 64.40/T - 84.42	8210.42L			00 ->	Y930	8996	9297	7988	430	10	41 x 51	
42.38 - 64.36 -/T - 66.36/T - 84.38	8210.42K			00 ->	Y929	8996	9297	7987	430	10	41 x 51	
42.38 - 64.36 -/T - 66.36/T - 84.38	8210.42K			00 ->	Y930	8996	9297	7988	430	10	41 x 51	
64.45/T - 84.50 - 86.40 - 86.45	8280.42B			00 ->	Y929	8996	9297	7987	430	10	41 x 51	
64.45/T - 84.50 - 86.40 - 86.45	8280.42B			00 ->	Y930	8996	9297	7988	430	10	41 x 51	
64.50/T - 66.40/T - 66.50/T - 84.36 - 84.40 - 86.50 - 88.45 - 88.50	8280.42S			00 ->	Y929	8996	9297	7987	430	10	41 x 51	
64.50/T - 66.40/T - 66.50/T - 84.36 - 84.40 - 86.50 - 88.45 - 88.50	8280.42S			00 ->	Y930	8996	9297	7988	430	10	41 x 51	
HD8												
42.33 - 42.36 - 44.33 - 44.36	F2BE3681A		243 - 265 kW	07 ->			9297	7988	430	10	41 x 51	
42.-- 44.-- 64.-- 66.-- 84.-- 86.--	F3BE0681K	Ecosplit		05 ->	Y929	8996	9297	7987	430	10	41 x 51	
42.-- 44.-- 64.-- 66.-- 84.-- 86.--	F3BE0681K	Ecosplit		05 ->	Y930	8996	9297	7988	430	10	41 x 51	
AVIA												
D-Line												
D 60 - D 75 - D 75 T - D 90	ISB150/170	Chass. -> 5A003732	Euro 3	01 ->		8992	6402		362	10	31 x 38	
D 60 - D 75 - D 75 T - D 90	ISB150/170	Chass. 5A003733->	Euro 3	01 ->		8992	6187		362	10	31 x 38	
D 100 - D 120	ISBe150/170			01 ->		8998	6402		362	10	31 x 38	
TRUCK												
D 60 / D75 (zgg.6200kg)	ISB150	Chass. -> 5A003732	Euro 3			8992	6402		362	10	31 x 38	
D 60 / D75 (zgg.6200kg)	ISB150	Chass. 5A003733->	Euro 3			8992	6187		362	10	31 x 38	
D 60 / D75 (zgg.7490kg) - D 75 T	ISBe150/170	Chass. -> 5A003732	Euro 3			8992	6402		362	10	31 x 38	
D 60 / D75 (zgg.7490kg) - D 75 T	ISBe150/170	Chass. 5A003733->	Euro 3			8992	6187		362	10	31 x 38	
D 90 (zgg. 9000kg)	ISBe150/170	Chass. -> 5A003732	Euro 3			8992	6402		362	10	31 x 38	
D 90 (zgg. 9000kg)	ISBe150/170	Chass. 5A003733->	Euro 3			8992	6187		362	10	31 x 38	
BARKAS												
B 1000 Kasten/Box (KM)												
1.0	353-1/B1000			76 -> 91			0546		181	24	18,3 x 20,7	
BARKAS	BUS											
B 1000 BUS (KO)												
1.0	H362-21			67 -> 91			0546		181	24	18,3 x 20,7	
B 1000 BUS (KB)												
1.0	353-1/B1000			76 -> 91					181	24		
BMC												
PROFESSIONAL												
625 VHX - 628 DHZ	ISBe4250B					8985	9316		395	10	31 x 38	
938	ISLe5380											












		 				  	Ø	Z	Splines			
BOVA		BUS										
FUTURA		84 ->										
FHD 10-340 FHD 12-340	DAFWS242M						2747		420	10	36 x 45	
FHD 12-370	WS268M	GBox: ZF S6-1600					2449		420	10	41 x 51	
FHD 14-430 XE Magnum FHD 15-430 XE Magnum	DAFXE315C1	GBox: ZF 8S-180			Y916	8996	9216	7995	430	10	41 x 51	
FHX 12-370	DAFWS268L	GBox: ZF S8-180				8996		7999	430			
FLD 12-300	DAFRS222L						2969		400	10	36 x 45	
Futura	DAFDHS825	Chass. -> 3412					2185	7917	380	10	36 x 45	
Futura	DAFDKT1160	Chass. -> 3597					1931	7906	420	10	36 x 45	
Futura	DAFDKT	Chass. 3598->					1931	7917	420	10	36 x 45	
Futura	DBOM422						1931		420	10	36 x 45	
Futura	DBOM422A						1931	7908	420	10	36 x 45	
Futura	DBOM422						1931		420	10	36 x 45	
Futura	DBOM422A						9216		430	10	41 x 51	
Futura	MAND2866LOH						9216		430	10	41 x 51	
DAEWOO												
TRUCK												
365 T							2446		380	10	41 x 51	2446
DV 11					Y923	8983	9216	7999	430	10	41 x 51	
DAF												
F 900												
FA 900	DT - DF615			81 -> 88			2404		350	10	31 x 38	
F 1100												
FA 1100	DT - DF615			78 -> 88			2404		350	10	31 x 38	
F 1200												
FA 1200 DD	DD575			69 -> 81			2404		350	10	31 x 38	
F 1300												
F 1300		GBox: ZF 6S-36					2404		350	10	31 x 38	
FA 1300		GBox: DF615							310			
FA 1300							1576		350	10	31 x 38	
FA 1300	NT113 - 116	GBox: ZF 6S-36		78 -> 90			2404		350	10	31 x 38	
F 1400												
F 1400 DF	D615								310			
FA 1400 DD	DD575			72 -> 81			2404		350	10	31 x 38	
F 1500												
F 1500 DF		GBox: ZF 6S-36					2404		350	10	31 x 38	
F 1500 DF									310			
FA 1500		GBox: DF615							310			
FA 1500							1576		350	10	31 x 38	
FA 1500 DF - DT	DT - DF615	GBox: ZF S6-36		78 -> 91			2404		350	10	31 x 38	
F 1600												
F 1600		GBox: ZF 6S-36					1576		350	10	31 x 38	
F 1600		GBox: ZF 6S-36							350	10		
F 1600	DH825	GBox: S 8-45-2					1696		350	10	36 x 45	
F 1600 DF - FA 1600 DT	DT - DF615	GBox: ZF 6S-36		70 -> 91			1576		350	10	31 x 38	
F 1600 DF - FA 1600 DT	DT - DF615	GBox: ZF 6S-36		70 -> 91					350	10		
FA 1605 DF - DT - DTD	DT - DF615	GBox: ZF 6S-36		70 -> 91			1576		350	10	31 x 38	
FA 1605 DF - DT - DTD	DT - DF615	GBox: ZF 6S-36		70 -> 91					350	10		
FA 1605 DF - DT - DTD	DT - DF615	GBox: AK/S 5-35-2		70 -> 91			1576		350	10	31 x 38	
FA 1605 DF - DT - DTD	DH825	GBox: S 8-45-2		70 -> 91			1696		350	10	36 x 45	
F 1700												
FA 1700 - FAG 1700	DNT620 - NT116	GBox: ZF S6-36		86 -> 95				7917	350	10		
FA 1700 - FAG 1700	DNT620 - NT116	GBox: ZF S6-36		86 -> 95			2404		350	10	31 x 38	
F 1800												
FAV 1800 DT	DT615	GBox: ZF S5-36		70 -> 91			2404		350	10	31 x 38	












		 				  	Ø Z Splines					
E. SASSONE												
F 1900												
FA 1900 - FAV 1900	DNT620 - NT133	GBox: ZF S6-36		86 -> 93				7917	350	10		
FA 1900 - FAV 1900	DNT620 - NT133	GBox: ZF S6-36		86 -> 93			2404		350	10	31 x 38	
F 2000												
F 2000 DH	DH825	GBox: S 8-45-2		70 -> 79			1696		350	10	36 x 45	
F 2000 DHB	DH/DU/DHB825			70 -> 79			2185		380	10	36 x 45	
F 2100												
F 2100	DHT825 - DF615								310			
F 2100	DHT825						1576		350	10	31 x 38	
F 2100	DHT825						2185	7917	380	10	36 x 45	
F 2105	DHT825						1576		350	10	31 x 38	
F 2105		GBox: ZF S6-90					2185	7917	380	10	36 x 45	
FA 2100 - 2105	DHR825	GBox: ZF 9S/16S		78 -> 91			2185	7917	380	10	36 x 45	
FA 2100 DNS		GBox: ZF S6-90					2185	7917	380	10	36 x 45	
FA 2100 DNS		GBox: ZF S6-65						7917	350	10		
FAG 2100 - 2105	DHR825	GBox: ZF 9S/16S		78 -> 91			2185	7917	380	10	36 x 45	
FAS 2103 - 2105	DHR825	GBox: ZF 9S/16S		78 -> 91			2185	7917	380	10	36 x 45	
FT 2100 - 2105	DHR825	GBox: ZF 9S/16S		78 -> 91			2185	7917	380	10	36 x 45	
F 2200												
F 2200 DT	DH825	GBox: S 8-45-2					1696		350	10	36 x 45	
F 2205	DH/DU/DHB825			71 -> 80			2185		380	10	36 x 45	
F 2300												
F 2300 - F 2305	DH825/DHU825						1696		350	10	36 x 45	
F 2300 - F 2305	DH825/DHU825						2185	7917	380	10	36 x 45	
F 2300 - F 2305	DH825/DHU825	GBox: ZF S6-90					2185	7917	380	10	36 x 45	
FA 2300 - FAG 2300 - FAV 2300	DH825/DHU825	GBox: ZF S6-90		78 -> 93			2185	7917	380	10	36 x 45	
FAS 2300 - FAT 2300 - FMT 2300	DH825/DHU825	GBox: ZF S6-90		78 -> 93			2185	7917	380	10	36 x 45	
FAB 2305 - FAG 2305 - FAS 2305	DH825/DHU825	GBox: ZF S6-90		78 -> 93			2185	7917	380	10	36 x 45	
FAT 2305 - FMT 2305	DH825/DHU825	GBox: ZF S6-90		78 -> 93			2185	7917	380	10	36 x 45	
FAT 2335 - FMT 2335	DH825/DHU825	GBox: ZF S6-90		78 -> 93			2185	7917	380	10	36 x 45	
F 2500												
FA 2500 - FAG 2500 - FAS 2500 - FT 2500	DHS825	GBox: S 6-90+GV 90		82 -> 91				7906	380			
FAS 2503	DHS825	GBox: S 6-90+GV 90		82 -> 91				7906	380			
FA 2505 - FAG 2505	DHS825	GBox: S 6-90+GV 90		82 -> 91				7906	380			
FMD 2525 - FMT 2525	DHS825	GBox: S 6-90+GV 90		82 -> 91				7906	380			
FAT 2535	DHS825	GBox: S 6-90+GV 90		82 -> 91				7906	380			
F 2600												
F 2600 - FAT 2600 - FTT 2606 (Iran)	DK/DKA1160						1615	7906	420	10	36 x 45	
FA 2600 - FAS 2600 - FT 2600 - FTT 2600	DKB1160			72 -> 73				7906				
F 2700												
F 2700		GBox: ZF S6-90					2185	7917	380	10	36 x 45	
FA 2700 - FAB 2700 - FAT 2700 - FT 2700				90 -> 93			2185	7917	380	10	36 x 45	
F 2800												
F 2800 - F 2805	DKT/DKTD1160							7906	430			
F 2800 - F 2805		GBox: ZF 16S-151/181/221	OE with predamper				1931		420	10	36 x 45	
F 2800 - F 2805		GBox: ZF 16S-130					2747	7917	420	10	36 x 45	
F 2800 ATI	DKXE1160ATI						2747	7917	420	10	36 x 45	
F 2800 ATI		GBox: ZF 16S-151/181/221	OE with predamper				1931		420	10	36 x 45	
F 2800 ATI		GBox: ZF 16S-130					2747	7917	420	10	36 x 45	
F 2800 DKA - DKT		GBox: ZF 16S-151/181/221	OE with predamper				1931		420	10	36 x 45	
F 2800 DKA - DKT		GBox: ZF 16S-130					2747	7917	420	10	36 x 45	
FA 2800 - FAR 2800 - FAS 2800 - FAT 2800	DKA - DKS1160	GBox: ZF 16S-151/181/221	OE with predamper	74 -> 91			1931	7917	420	10	36 x 45	
FT 2800 - FTS 2800 - FTT 2800	DKA - DKS1160	GBox: ZF 16S-151/181/221	OE with predamper	74 -> 91			1931	7917	420	10	36 x 45	
FAC 2803 - FAS 2803 - FTS 2803	DKA - DKS1160	GBox: ZF 16S-151/181/221	OE with predamper	74 -> 91			1931	7917	420	10	36 x 45	
FA 2805 - FAB 2805 - FAD 2805 - FAS 2805	DKA - DKS1160	GBox: ZF 16S-151/181/221	OE with predamper	74 -> 91			1931	7917	420	10	36 x 45	
FAT 2805 - FMD 2805 - FTT 2805	DKA - DKS1160	GBox: ZF 16S-151/181/221	OE with predamper	74 -> 91			1931	7917	420	10	36 x 45	












		 				 E. SASSONE  	Ø Z Splines					
FAD 2825 - FAT 2825 - FMD 2825 - FTT 2825	DKA - DKS1160	GBox: ZF 16S-151/181/221	OE with predamper	74 -> 91			1931	7917	420	10	36 x 45	
FA 2800 DKSE - FL 2805 DKS - FTT 2816 DKS	SE1160 - DK - S			80 -> 86			1931	7906	420	10	36 x 45	
FA 2800 DKSE - FL 2805 DKS - FTT 2816 DKS	DKS1160E	GBox: ZF 16S-151/181/221	OE with predamper	80 -> 86			1931		420	10	36 x 45	
FA 2800 DKSE - FL 2805 DKS - FTT 2816 DKS	DKS1160E	GBox: ZF 16S-130		80 -> 86			2747	7917	420	10	36 x 45	
FT 2800 DKS - FT 2800DKXE - FT 2800 DKV	DKXE1160 - DKS1160			74 -> 91			1931	7906	420	10	36 x 45	
FT 2800 DKS - FT 2800DKXE - FT 2800 DKV	DKXE1160 - DKS1160	GBox: ZF 16S-151/181/221	OE with predamper	74 -> 91			1931		420	10	36 x 45	
FT 2800 DKS - FT 2800DKXE - FT 2800 DKV	DKXE1160 - DKS1160	GBox: ZF 16S-130		74 -> 91			2747	7917	420	10	36 x 45	
F 2900												
FA 2900 KV - FAD 2900 KV - FAG 2900 KV - FAR 2900 KV	KV1160	GBox: ZF 16S-151/181/221	OE with predamper	90 -> 93			1931	7917	420	10	36 x 45	
FAS 2900 KV - FMD 2900 KV - FT 2900 KV	KV1160	GBox: ZF 16S-151/181/221	OE with predamper	90 -> 93			1931	7917	420	10	36 x 45	
F 3200												
FA 3200 KS - FAB 3200 KS - FAR 3200 KS	KS1160	GBox: ZF 16S-151/181/221	OE with predamper	90 -> 93			1931	7917	420	10	36 x 45	
FAS 3200 KS - FAD 3200 KS - FAT 3200 KV	KS1160	GBox: ZF 16S-151/181/221	OE with predamper	90 -> 93			1931	7917	420	10	36 x 45	
F 3300												
F 3300	DKX1160						1931	7906	420	10	36 x 45	
F 3300		GBox: ZF 16S-151/181/221	OE with predamper				1931		420	10	36 x 45	
F 3300		GBox: ZF 16S-130					2747	7917	420	10	36 x 45	
F 3300 ATI	DKX1160ATI						2747	7917	420	10	36 x 45	
F 3300 ATI	DKX1160ATI	GBox: ZF 16S-151/181/221	OE with predamper				1931		420	10	36 x 45	
F 3300 ATI	DKX1160ATI	GBox: ZF 16S-130					2747	7917	420	10	36 x 45	
FA 3300 - FAC 3300 - FAR 3300 - FTG 3300	DKX1160 - ATI	GBox: ZF 16S-151/181/221	OE with predamper				1931	7917	420	10	36 x 45	
FA 3305 - FAB 3305 - FT 3305	DKX1160 - ATI	GBox: ZF 16S-151/181/221	OE with predamper				1931	7917	420	10	36 x 45	
FAD 3325 - FAT 3325 - FTT 3325	DKX1160 - ATI	GBox: ZF 16S-151/181/221	OE with predamper				1931	7917	420	10	36 x 45	
F 3600												
F 3600	DKZ1160ATI	GBox: ZF 16S-151/181/221	OE with predamper				1931	7917	420	10	36 x 45	
F 3600		GBox: ZF 16S-151/181/221	OE with predamper				1931		420	10	36 x 45	
F 3600		GBox: ZF 16S-130					2747	7917	420	10	36 x 45	
FAG 3600 - FTG 3600	DKZE - DKZ1160ATI	GBox: ZF 16S-151/181/221	OE with predamper	85 -> 91			1931	7917	420	10	36 x 45	
FAC 3603 - FAS 3603 - FTS 3603	DKZE - DKZ1160ATI	GBox: ZF 16S-151/181/221	OE with predamper	85 -> 91			1931	7917	420	10	36 x 45	
FAR 3604 - FT 3605	DKZE - DKZ1160ATI	GBox: ZF 16S-151/181/221	OE with predamper	85 -> 91			1931	7917	420	10	36 x 45	
FTT 3625	DKZE - DKZ1160ATI	GBox: ZF 16S-151/181/221	OE with predamper	85 -> 91			1931	7917	420	10	36 x 45	
N 2800												
NAT 2626	DKS1160			81 -> 91			2747		420	10	36 x 45	
N 3300												
NAT 3326 DKX	DKX1160			81 -> 91			1931	7906	420	10	36 x 45	
NAT 3326 DKX	DKX1160	GBox: ZF 16S-151/181/221	OE with predamper	81 -> 91			1931		420	10	36 x 45	
NAT 3326 DKX	DKX1160	GBox: ZF 16S-130		81 -> 91			2747	7917	420	10	36 x 45	
SHERPA / FREIGHT ROVER												
1.7		Chass. -> 271675		85 -> 89			2709		242	23	23 x 26	
1.7		Chass. 271676->		85 -> 89			2709		242	23	23 x 26	
1.8 D				85 -> 86			2709		242	23	23 x 26	
2.0				83 -> 86			2709		242	23	23 x 26	
2.0 - 2.0 D				86 -> 89			2709		242	23	23 x 26	
2.5 D				83 -> 89			2709		242	23	23 x 26	
2.5 D - 2.5 TD	Peugeot			89 ->			2736		235	10	24,5 x 29	
T - Serie												
T 15/2 DF - T 1600 DF	DF615								310			
T 18 DM - TB 160/163 DS		GBox: AK/S 5-35-2					1576		350	10	31 x 38	
T 500 - T 505							2404		350	10	31 x 38	
T 575							2449		420	10	41 x 51	
T 2200 DKD	DKTL615						1615	7906	420	10	36 x 45	
T 2400 DK - TE 2400 DK	DK/DKA1160						1615	7906	420	10	36 x 45	
TT 1303 DH	DH825	GBox: 4-WG 181					1696	7906	350	10	36 x 45	
V												
V 1600 DD - V 1700 DF - V 1700 DSD		GBox: AK/S 5-35-2					1576		350	10	31 x 38	
V 2400 DK - VE 2400 DK							1615	7906	420	10	36 x 45	












		 				  			Ø	Z	Spines	
E. SASSONE												
LF 45												
45.170	BE123C	GBox: ZF 5S-42			Y927	8982	9274	7917	362	10	31 x 38	
FA 45.140 - FA 45.160	FR118S1-10381	GBox: ZF 5S-42		06 ->			9331		362	10	31 x 38	
FA 45.140 - FA 45.160	FR118S1-10381			06 ->		8982	9281		362	10	36 x 45	
FA 45.150 - FA 45.170 - FA 45.180 - FA 45.220	BE110C-123C	GBox: ZF 5S-42		01 ->		8982	9274		362	10	31 x 38	
FA 45.150 - FA 45.170 - FA 45.180 - FA 45.220	BE110C-123C	GBox: ZF 6S-850		01 ->	Y933	8986	9279	7917	395	10	31 x 38	
FA 45.150 - FA 45.170 - FA 45.180 - FA 45.220			Alternative	01 ->		8986	6209	7917	395	10	31 x 38	
FA 45.180	FR136S1			06 ->		8982	9281		362	10	36 x 45	
FA 45.220 - FA 45.250	GR165S1-GR184S1	GBox: ZF		06 ->		8985	9285		395	10	36 x 45	
FA 45.220 - FA 45.250	GR165S1-GR184S1	GBox: ZF 6S/800 - 6S/984		06 ->		8985	9333		395	10	36 x 45	
FA 45.220 - FA 45.250	GR165S1-GR184S1	GBox: Eaton	Euro 5	06 ->	Y932	8985	9333	7917	395	10	36 x 45	
LF 55												
55.170	BE123C	GBox: ZF 6S-850			Y927	8982	9274	7917	362	10	31 x 38	
FA 55.170 - FA 55.180 - FA 55.220 - FT 55.180 - FT 55.220	BE123C-CE136C	GBox: ZF 6S-850		01 ->	Y933	8986	9279	7917	395	10	31 x 38	
FA 55.170 - FA 55.180 - FA 55.220 - FT 55.180 - FT 55.220	BE123C-CE136C	GBox: Eaton 6309		01 ->	Y934	8986	9285	7917	395	10	36 x 45	
FA 55.180	FR136S1			06 ->		8982	9281		362	10	36 x 45	
FA 55.220 - FA 55.220 - FA 55.250 - FAN 55.220	GR165S1-GR184S1	GBox: ZF 6S/800 - 6S/1000		06 ->		8985	9333		395	10	36 x 45	
FA 55.220 - FA 55.220 - FA 55.250 - FAN 55.220	GR165S1-GR184S1	GBox: Eaton	Euro 5	06 ->	Y932	8985	9333	7917	395	10	36 x 45	
FA 55.220 - FA 55.220 - FA 55.250 - FAN 55.220	GR165S1-GR184S1			06 ->		8985	9285		395	10	36 x 45	
FA 55.250 - FT 55.250	CE184C	GBox: ZF 6S-850		01 ->	Y933	8986	9279	7917	395	10	31 x 38	
FA 55.250 - FT 55.250	CE184C	GBox: ZF 6S/800 - 6S/1000	Euro 5	01 ->		8985	9333		395	10	36 x 45	
FA 55.250 - FT 55.250	CE184C	GBox: Eaton	Euro 5	01 ->	Y932	8985	9333	7917	395	10	36 x 45	
FA 55.250 - FT 55.250	CE184C	GBox: Eaton 6309		01 ->	Y934	8986	9285	7917	395	10	36 x 45	
FA 55.290 - FAN 55.290 - FT 55.290	GR210S1			06 ->		8985	9285		395	10	36 x 45	
FAN 55.250	CE184C	GBox: ZF 6S/800 - 6S/1000		06 ->		8985	9333		395	10	36 x 45	
FAN 55.250	CE184C	GBox: Eaton	Euro 5	06 ->	Y932	8985	9333	7917	395	10	36 x 45	
LF												
LF 150	PX-5112	GBox: 6 S 700					9331		362	10	31 x 38	
LF 150	PX-5112	GBox: 6 AS 800					9332		362	10	36 x 45	
LF 180	PX-5135	GBox: 6 S 700					9331		362	10	31 x 38	
LF 180	PX-5135	GBox: 6 AS 800					9332		362	10	36 x 45	
LF 180	PX-5135	GBox: S5-42	Euro 6				9324		350		36 x 45	
LF 210	PX-5157	GBox: 6 S 700					9331		362	10	31 x 38	
LF 210	PX-5157	GBox: 6 AS 800					9332		362	10	36 x 45	
LF 210	PX-5157	GBox: S5-42	Euro 6				9324		350		36 x 45	
LF 220	PX-7164	GBox: 6S800 / 6S1000	Euro 6			8985	9333		395	10	36 x 45	
LF 250	PX-7186	GBox: 6S800 / 6S1000	Euro 6			8985	9333		395	10	36 x 45	
LF 280	PX-7208	GBox: 6S800 / 6S1000	Euro 6			8985	9333		395	10	36 x 45	
LF 310	PX-7231	GBox: 6S800 / 6S1000	Euro 6			8985	9333		395	10	36 x 45	
65												
FA 65.180 - FA 65.210 - FA 65.240 - FAV 65.180 - FAV 65.210	NS133L-NS177M	GBox: 6S850		93 -> 98	Y926	8982	6294	7917	362	10	31 x 38	
FA 65.180 - FA 65.210 - FA 65.240 - FAV 65.180 - FAV 65.210	NS133L-NS177M	GBox: ZF 6S-36		93 -> 98		8982	6294		362	10	31 x 38	
FA 65.180 - FA 65.210 - FA 65.240 - FAV 65.180 - FAV 65.210	NS133L-NS177M	GBox: ZF 6S-36 / 9S-75		93 -> 98					350	10		
FA 65.180 - FA 65.210 - FA 65.240 - FAV 65.180 - FAV 65.210	NS133L-NS177M			93 -> 98	Y928	8982	6378	7917	362	10	38 x 45	
65 CF												
FA 65 CF 180 - 210 - 240	NS177M-NS133M			98 -> 00	Y926	8982	6294	7917	362	10	31 x 38	
FAV 65 CF 180 - FAV 65 CF 210				98 -> 00	Y926	8982	6294	7917	362	10	31 x 38	
CF 65												
FA 65.180 - FA 65.220	CE136C-CE162C	GBox: ZF 6S-850		01 ->	Y933	8986	9279	7917	395	10	31 x 38	
FA 65.180 - FA 65.220	CE136C-CE162C	GBox: Eaton 6303		01 ->		8986		7917	395	10		
FA 65.220 - FA 65.250	GR165S1-GR184S1	GBox: ZF		06 ->		8985	9285		395	10	36 x 45	
FA 65.220 - FA 65.250	GR165S1-GR184S1	GBox: ZF 6S/800 - 6S/1000	Euro 5	06 ->		8985	9333		395	10	36 x 45	
FA 65.220 - FA 65.250	GR165S1-GR184S1	GBox: Eaton	Euro 5	06 ->	Y932	8985	9333	7917	395	10	36 x 45	
FA 65.250	CE184C	GBox: ZF 6S-850		01 ->	Y933	8986	9279	7917	395	10	31 x 38	
FA 65.250	CE184C	GBox: ZF 6S/800 - 6S/1000	Euro 5	01 ->			9333		395	10	36 x 45	
FA 65.250	CE184C	GBox: Eaton 6309		01 ->				7917	395	10		












		 				  	E. SASSONE			Ø	Z	Spines	
FA 65.250	CE184C	GBox: Eaton	Euro 5	01 ->	Y932	8985	9333	7917	395	10	36 x 45		
FA 65.290	GR210S1	GBox: ZF		06 ->		8985	9285		395	10	36 x 45		
75													
FA 75.240 - FAG - FAN - FAR - FAS - FAV - FT	RS180-RS180M			92 -> 98			2185	7917	380	10	36 x 45		
FA 75.270 - FAG - FAN - FAR - FAS - FAV - FT	RS200L-RS222			92 -> 98			2969	7917	430	10	36 x 45		
FA 75.300 - FAG - FAN - FAR - FAS - FAV - FT	RS200L-RS222			92 -> 98			2969	7917	430	10	36 x 45		
75 CF													
FA 75 250/290 - FAG - FAN - FAR - FAS - FAT	PF183M-PF212M			98 -> 00			2969	7917	430	10	36 x 45		
FA 75 250/290 - FAG - FAN - FAR - FAS - FAT	PF183M-PF212M			98 -> 00			2969	7917	430	10	36 x 45		
FA 75 320 - FAG - FAN - FAR - FAS - FAT	PF235M	GBox: 8/16S151		98 -> 00	Y919	8996	6038	7999	430	10	41 x 51		
FA 75 320 - FAG - FAN - FAR - FAS - FAT	PF235M		PTO	98 -> 00			6038		430	10	41 x 51		
FT 75 250/290	PF183M-PF212M			98 -> 00			2969	7917	430	10	36 x 45		
FA 75 320	PF235M	GBox: 8/16S151		98 -> 00	Y919	8996	6038	7999	430	10	41 x 51		
CF 75													
FA 75.250/310 - FAD - FAG - FAN - FAS - FAT	PE228C-PR228S	GBox: 8S-151/16S-151		01 ->	Y919	8996	6038	7999	430	10	41 x 51		
FA 75.250/310 - FAD - FAG - FAN - FAS - FAT	PE228C-PR228S	GBox: 9S-109/16S109		01 ->		8986		7917	395	10			
FA 75.250/310 - FAD - FAG - FAN - FAS - FAT	PE228C-PR228S	GBox: AS Tronic	Euro 5	01 ->			6208	7988	430	10	41 x 51		
FA 75.360 - FAD - FAG - FAN - FAS - FAT	PR265S-PE265C	GBox: 9S-109/16S109	Euro 3 - 4	01 ->		8986		7917	395	10			
FA 75.360 - FAD - FAG - FAN - FAS - FAT	PR265S-PE265C	GBox: Ecosplit 3	Euro 3	01 ->	Y919	8996	6038	7999	430	10	41 x 51		
FA 75.360 - FAD - FAG - FAN - FAS - FAT	PR265S-PE265C	GBox: Ecosplit	Euro 4 - 5	01 ->			9297	7999	430	10	41 x 51		
FA 75.360 - FAD - FAG - FAN - FAS - FAT	PR265S-PE265C	GBox: Ecosplit 4	Euro 5	01 ->			9297	7988	430	10	41 x 51		
FA 75.360 - FAD - FAG - FAN - FAS - FAT	PR265S-PE265C	GBox: AS Tronic	Euro 5	01 ->			6208	7988	430	10	41 x 51		
FAR 75.250 - FAS 75.250	PE183C-PR183S	GBox: 8S-151/16S-151		01 ->	Y919	8996	6038	7999	430	10	41 x 51		
FAR 75.250 - FAS 75.250	PE183C-PR183S	GBox: 9S-109/16S109		01 ->		8986		7917	395	10			
85													
F 85.300/330/360 FA - FAD - FAG - FAT	WS268L-WS242L			92 -> 98			2449		420	10	41 x 51		
F 85.300/330/360 FA - FAD - FAG - FAT	WS268L-WS242L		PTO	92 -> 98			6038		430	10	41 x 51		
FA 85.400 - FAD - FAG - FAR - FAS - FAT	WS295M	GBox: 8/16S151/181/221		95 -> 98	Y919	8996	6038	7999	430	10	41 x 51		
FA 85.400 - FAD - FAG - FAR - FAS - FAT	WS295M		PTO	95 -> 98			6038		430	10	41 x 51		
FAG 85.330 - FAR - FAS	SE1160 - DK - S			92 -> 98			1931	7906	420	10	36 x 45		
FAG 85.330 - FAR - FAS	WS242L-WS242M			92 -> 98			2449		420	10	41 x 51		
FT 85.330/360 - FTG - FTT	WS268L-WS242L			92 -> 98			2449		420	10	41 x 51		
FT 85.400 - FTG	WS295M	GBox: 8/16S151/181/221		95 -> 98	Y919	8996	6038	7999	430	10	41 x 51		
FTT 85.400	WS295M	GBox: 8/16S151/181/221		95 -> 98	Y919	8996	6038	7999	430	10	41 x 51		
FTT 85.400	DK/DKA1160			95 -> 98			1615		420	10	36 x 45		
85 CF													
FA 85 340 - FAC - FAD - FAG - FAN - FAR - FAS - FAT	XF250M	GBox: ZF S16-151		98 -> 00	Y919	8996	6038	7999	430	10	41 x 51		
FA 85 340 - FAC - FAD - FAG - FAN - FAR - FAS - FAT	XF250M	GBox: Fuller		98 -> 00			2449		420	10	41 x 51		
FA 85 340 - FAC - FAD - FAG - FAN - FAR - FAS - FAT	XF250M		PTO	98 -> 00			6038		430	10	41 x 51		
FA 85 380/430 - FAC - FAD - FAG - FAR - FAS - FAT	XF315M-XF280M	GBox: ZF S16-151		98 -> 00	Y919	8996	6038	7999	430	10	41 x 51		
FA 85 380/430 - FAC - FAD - FAG - FAR - FAS - FAT	XF315M-XF280M	GBox: Fuller		98 -> 00			2449		420	10	41 x 51		
FA 85 380/430 - FAC - FAD - FAG - FAR - FAS - FAT	XF315M-XF280M		PTO	98 -> 00			6038		430	10	41 x 51		
FT 85 340 - FTG - FTT	XF250M	GBox: ZF S16-151		98 -> 00	Y919	8996	6038	7999	430	10	41 x 51		
FT 85 340 - FTG - FTT	XF250M	GBox: Fuller		98 -> 00			2449		420	10	41 x 51		
FA 85 380/430 - FTG - FTT	XF315M-XF280M	GBox: ZF S16-181		98 -> 00	Y919	8996	6038	7999	430	10	41 x 51		
FA 85 380/430 - FTG - FTT	XF315M-XF280M	GBox: Fuller		98 -> 00			2449		420	10	41 x 51		
CF 85													
FA 85 340/380/430/480 - FAD - FAG - FAN - FAR - FAS - FAT	XE250C-XE355C	GBox: 16S-151/181/221		01 ->	Y919	8996	6038	7999	430	10	41 x 51		
FT 85.340/380/430/480 - FTG - FTT	XE250C-XE355C	GBox: 16S-151/181/221		01 ->	Y919	8996	6038	7999	430	10	41 x 51		
FA 85.360/410/460/510 - FAC - FAX - FAG - FAN - FAR - FAS	MX340-MX375	GBox: Ecosplit		06 ->			9297	7999	430	10	41 x 51		
FA 85.360/410/460/510 - FAC - FAX - FAG - FAN - FAR - FAS	MX340-MX375	GBox: AS Tronic		06 ->			6208	7988	430	10	41 x 51		
FTG 85.360/410/460/510 - FTR - FTP - FTS	MX340-MX375	GBox: Ecosplit		05 ->			9297	7999	430	10	41 x 51		
FTG 85.360/410/460/510 - FTR - FTP - FTS	MX340-MX375	GBox: AS Tronic		05 ->			6208	7988	430	10	41 x 51		
CF													
CF 220	PX-7164	GBox: 6S800 / 6S1000	164 kW	14 ->		8985	9333		395	10	36 x 45		
CF 250	PX-7186	GBox: 6S800 / 6S1000	186 kW	14 ->		8985	9333		395	10	36 x 45		












		 				 E. SASSONE  	Ø	Z	Splines			
CF 280	PX-7208	GBox: 6S800 / 6S1000	208 kW	14 ->		8985	9333		395	10	36 x 45	
CF 290	MX-11210	GBox: AS Tronic					9297	7988	430	10	41 x 51	
CF 290	MX-11210	GBox: Ecosplit4	Euro 6					7988	430	10		
CF 310	PX-7231	GBox: 6S800/6S1000	231 kW	14 ->		8985	9333		395	10	36 x 45	
CF 330	MX-11240	GBox: AS Tronic					9297	7988	430	10	41 x 51	
CF 330	MX-11240	GBox: 9S1110TD	Euro 6					7917	430	10		
CF 370	MX-11271	GBox: AS Tronic	Euro 6				9297	7988	430	10	41 x 51	
CF 370	MX-11271	GBox: 9S1110TD	Euro 6					7917	430	10		
CF 400	MX-11291	GBox: AS Tronic	Euro 6				9297	7988	430	10	41 x 51	
CF 410	MX-13303	GBox: AS Tronic	Euro 6				9297	7988	430	10	41 x 51	
CF 440	MX-11320	GBox: AS Tronic	Euro 6				9297	7988	430	10	41 x 51	
CF 460	MX-13340	GBox: AS Tronic	Euro 6				9297	7988	430	10	41 x 51	
CF 510	MX-13375	GBox: AS Tronic	Euro 6				9297	7988	430	10	41 x 51	
95												
FA 95.310/350 - FAD - FAG - FAR - FAS - FAT	WS259-WS225		OE with predamper	87 -> 90			1931	7917	420	10	36 x 45	
FA 95.310/350 - FAD - FAG - FAR - FAS - FAT	WS259-WS225		PTO	87 -> 90			6038		430	10	41 x 51	
FA 95.330/360 - FAD - FAG - FAK - FAR - FAS - FAT	WS268L-WS242			90 -> 98			2449		420	10	41 x 51	
FA 95.330/360 - FAD - FAG - FAK - FAR - FAS - FAT	WS268L-WS242		PTO	90 -> 98			6038		430	10	41 x 51	
FA 95.380 - FAD - FAG - FAS - FAT	WS282			87 -> 90			2747	7917	420	10	36 x 45	
FA 95.380 - FAD - FAG - FAS - FAT	WS282		PTO	87 -> 90			6038		430	10	41 x 51	
FA 95.400/430 - FAD - FAG - FAK - FAR - FAS - FAT	WS315L-WS295M			90 -> 98			2449		420	10	41 x 51	
FA 95.400/430 - FAD - FAG - FAK - FAR - FAS - FAT	WS315L-WS295M		PTO	90 -> 98			6038		430	10	41 x 51	
FT 95.310/350 - FTG - FTS - FTT	WS259-WS225	GBox: ZF 16S-151/181/221	OE with predamper	87 -> 90			1931	7917	420	10	36 x 45	
FT 95.330/360 - FTG - FTS - FTT	WS268L-WS242			90 -> 98			2449		420	10	41 x 51	
FT 95.380 - FTG - FTS - FTT	WS282			87 -> 90			2747	7917	420	10	36 x 45	
FT 95.400/430 - FTG - FTS FTT	WS315L-WS295M			90 -> 98			2449		420	10	41 x 51	
FT 95.500	VF373M			94 -> 98	Y919	8996	6038	7999	430	10	41 x 51	
95 XF												
FA 95 380/430 - FAC - FAD - FAR - FAS - FAT	XF315M-XE280C	GBox: ZF S16-181		97 -> 02	Y919	8996	6038	7999	430	10	41 x 51	
FA 95 380/430 - FAC - FAD - FAR - FAS - FAT	XF315M-XE280C	GBox: Fuller		97 -> 02			2449		420	10	41 x 51	
FA 95 480/530 - FAC - FAD - FAR - FAS - FAT	XF355M-XE390C	GBox: ZF S16-181		97 -> 02	Y919	8996	6038	7999	430	10	41 x 51	
FA 95 480/530 - FAC - FAD - FAR - FAS - FAT	XF355M-XE390C	GBox: Fuller		97 -> 02			2449		420	10	41 x 51	
FT 95 380/430 - FTG - FTR - FTS - FTT	XF315M-XE280C	GBox: ZF S16-181		97 -> 02	Y919	8996	6038	7999	430	10	41 x 51	
FT 95 380/430 - FTG - FTR - FTS - FTT	XF315M-XE280C	GBox: Fuller		97 -> 02			2449		420	10	41 x 51	
FT 95 480/530 - FTG - FTR - FTS - FTT	XF355M-XE390C	GBox: ZF S16-181		97 -> 02	Y919	8996	6038	7999	430	10	41 x 51	
FT 95 480/530 - FTG - FTR - FTS - FTT	XF355M-XE390C	GBox: Fuller		97 -> 02			2449		420	10	41 x 51	
XF 95												
FA 95.380/430/530 - FAD - FAK - FAN - FAR - FAS - FAT	XF355M-XE280C	GBox: 16S-151/181/221		02 -> 06	Y919	8996	6038	7999	430	10	41 x 51	
FA 95.380/430/530 - FAD - FAK - FAN - FAR - FAS - FAT	XF355M-XE280C	GBox: ZF AS Tronic		02 -> 06	Y939	8996	6038	7988	430	10	41 x 51	
FT 95.380/480/530 - FTG - FTM - FTP - FTR - FTS - FTT	XF355M-XE280C	GBox: 16S-151/181/221		02 -> 06	Y919	8996	6038	7999	430	10	41 x 51	
FT 95.380/430/530 - FTG - FTM - FTP - FTR - FTS - FTT	XF355M-XE280C	GBox: ZF AS Tronic		02 -> 06	Y939	8996	6038	7988	430	10	41 x 51	
XF 105												
FA 105.410/460/510 - FAD - FAK - FAN - FAR - FAS - FAT	MX340-MX300	GBox: ZF16S-2020 - 2220		05 ->			9297	7999	430	10	41 x 51	
FA 105.410/460/510 - FAD - FAK - FAN - FAR - FAS - FAT	MX340-MX300	GBox: AS Tronic		05 ->			6208	7988	430	10	41 x 51	
FT 105.410/410/460/510 - FTG - FTM - FTP - FTR - FTS - FTT	MX340-MX300	GBox: ZF16S-2020 - 2220		05 ->			9297	7999	430	10	41 x 51	
FT 105.410/410/460/510 - FTG - FTM - FTP - FTR - FTS - FTT	MX340-MX300	GBox: AS Tronic		05 ->			6208	7988	430	10	41 x 51	
XF												
FA 410/440/460/510 - FAR - FT - FTP	MX11320-MX13340	GBox: Ecosplit 4		12 ->			9297		430	10	41 x 51	
DAF	BUS											
BUS												
SB 4000					Y909	8996	9297	2 pcs.	430	10	41 x 51	
MB												
MB 200 DKTL - MB 2000 DKTL	DKTL1160						1615	7906	420	10	36 x 45	
MB 230	LT210/615						9329	7906	420	10	36 x 45	
SB	74 ->											



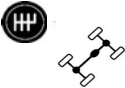







		 				  	E. SASSONE			Ø	Z	Splines	
SB 1600 DF - DS - DT		GBox: AK/S 5-35-2				1576		350	10	31 x 38			
SB 1602 DF - DS						1576		350	10	31 x 38			
SB 1602 DT - SB 1605	DH/DU/DHB825					2185		380	10	36 x 45			
SB 3000	DKZ/DKX1160					9329	7906	420	10	36 x 45			
DEMAG													
S ...													
SKG						0822		225	10	23 x 29			
V ...													
V 35	WWWAKD112Z					4101		225	10	26 x 32			
V 42						4101		225	10	26 x 32			
V 70 HL	312V						7944						
DRÖGMÖLLER		BUS											
280 - 440													
E 280 - 290 - 300 - 310 - 320 - 330	OM422/A	GBox: ZF				1931	7908	420	10	36 x 45			
E 280 - 290 - 300 - 310 - 320 - 330		GBox: ZF				9329	7908	420	10	36 x 45			
330	OM442A		Double disc			2655	7911	380	10	41 x 51	2656		
E 420 - 430 - 440	OM422/A					1931	7908	420	10	36 x 45			
E 420 - 430 - 440	OM422/A					9329	7908	420	10	36 x 45			
E 420 - 430 - 440	OM422LA		Double disc			2446	7911	380	10	41 x 51	2446		
ENASA													
1217 - 1437													
1217	9100Turbo					0620		380	10	36 x 45			
1220	9220Turbo					1925		420	10	36 x 45			
1232 - 1234 - 1236 - 1278								430	10				
1437	9156Turbo					6380		420	10	41 x 50			
ENASA		BUS											
6036 - 6420													
5036	9156/12					1925		420	10	36 x 45			
5117	9100/56					0620		380	10	36 x 45			
5123	9220/2					1925		420	10	36 x 45			
EVOBUS		BUS											
NF 315 ...													
NF 315	OM447				Y922	8983	9269	7995	430	10	36 x 45		
S 12 - S 15													
S 12	520GK						7917	380					
S 12 L	520GK						7917	380					
S 14	520GK						7917	380					
S 14	6R121F-K	GBox: S 6-70-3					7917	380					
S 15	520GK						7917	380					
S 15	6R121EF-K	GBox: S 6-70-3					7917	380					
S 15	215GK	GBox: S 6-80					7917	380					
S 80 ...													
S 80	551-14K+552	GBox: S 8-45/2					7917	350					
S 80	551-13K	GBox: S 8-45-2					7917	350					
S 80	DBOM352A					0381		310	10	28 x 35			
S 100 ...													
S 100	562-18K	GBox: ZF S 6-60		78 ->			7917	350					
S 100	561-16K	GBox: S 8-45/2					7917	350					
S 110 ...													
S 110	562-18K	GBox: ZF S 6-60		78 ->			7917	350					
S 110	561-16K	GBox: S 8-35-2					7917	350					
S 120 ...													
S 120	562-18K	GBox: ZF S 6-60		78 ->			7917	350					
S 120	561-16K	GBox: S 8-45/2		78 ->			7917	350					












		 				  	E. SASSONE			Ø	Z	Splines	
S 120	523-18K	GBox: S 8-45/2		78 ->			7917	380					
S 120	524-20K	GBox: S 8-45/2		78 ->			7917	380					
S 120	524-20K	GBox: S 6-80		78 ->			7917	380					
S 125	520GK						7917	380					
S 125	6R1215EF-K	GBox: S 4-60					7917	380					
S 128 DT 90		GBox: S 8-180				9216		430	10	41 x 51			
S 130 ...													
S 130	523-20K	GBox: S 6-70-3		67 ->			7917	380					
S 130	532-21K	GBox: S 6-80		67 ->			7917	380					
S 130	562-18K	GBox: ZF S 6-60		78 ->			7917	350					
S 130	523-18K	GBox: S 8-45/2					7917	380					
S 130	524-20K	GBox: S 8-45/2					7917	380					
S 130	524-20K	GBox: S 6-80					7917	380					
S 130	524-24K	GBox: S 6-80 + GV 80					7917	380					
S 130	561-16K	GBox: S 8-45/2					7917	350					
S 130	OM407H					9329		420	10	36 x 45			
S 130 S	OM407H	GBox: S 6-80 + S 4-90	OE with Predamper			1606	7910	380	10	36 x 45			
S 140 ...													
S 140	562-18K	GBox: ZF S 6-60		78 ->			7917	350					
S 140	524-20K	GBox: S 8-45/2					7917	380					
S 140	524-20K	GBox: S 8-45/2					7917	380					
S 140	524-24K	GBox: S 6-80					7917	380					
S 140 - ES	OM407H					9329	7910	420	10	36 x 45			
S 140 ES	D2566DHU	GBox: S 6-80				9329	7910	420	10	36 x 45			
S 140 ES	D2566DHU	GBox: S 6-80 + S 4-90	OE with Predamper			1606	7910	380	10	36 x 45			
S 150 ...													
S 150	523-20K	GBox: S 6-70-3		67 ->			7917	380					
S 150	562-18K	GBox: ZF S 6-60		78 ->			7917	350					
S 150	523-18K	GBox: S 8-45/2					7917	380					
S 150	524-24K	GBox: S 8-45/2					7917	380					
S 150	523-21K	GBox: S 6-80 + GV 80					7917	380					
S 150	561-16K	GBox: S 6-80					7917	380					
S 200 ...													
S 200	OM442A		OE with Predamper				1931		420	10	36 x 45		
S 200 to 20	OM403						1930	7906	430	10	36 x 45		
S 200 from 21	OM403						1931	7910	420	10	36 x 45		
S 208	OM352A	GBox: S 6-65							330	10			
S 208 H	OM352A	GBox: S 6-36	OE with predamper				6373		330	10	31 x 38		
S 209 - H	OM401	GBox: S 6-65	OE with Predamper				1606	7910	380	10	36 x 45		
S 210 ...													
S 210 H	OM421A	GBox: S 6-65							330	10			
S 210 H/HD	OM421A	GBox: S 6-90					9329	7910	420	10	36 x 45		
S 211 H S 214	OM401	GBox: S 6-65	OE with Predamper				1606	7910	380	10	36 x 45		
S 211 H	OM421	GBox: S 6-65	OE with Predamper				1606		380	10	36 x 45		
S 211 H/HD S 213 H/HD	OM422	GBox: S 6-90					9329	7910	420	10	36 x 45		
S 212	OM401	GBox: S 6-65	OE with Predamper				1606	7910	380	10	36 x 45		
S 212	OM402	GBox: S 6-80	OE with Predamper				1606	7910	380	10	36 x 45		
S 212	OM403	GBox: S 6-90					9329	7910	420	10	36 x 45		
S 213 - S 215	OM401	GBox: S 6-65	OE with Predamper				1606	7910	380	10	36 x 45		
S 213 - S 215	OM402	GBox: S 6-80	OE with Predamper				1606	7910	380	10	36 x 45		
S 213 H/HD	OM422A	GBox: S 4-120GP					9329	7910	420	10	36 x 45		
S 213 HD - HR	OM403	GBox: S 6-90					9329	7910	420	10	36 x 45		
S 214 HD	MAND2866KOH	GBox: S 6-150C	OE with Predamper				1667	7910	420	10	36 x 45		
S 214 HD	OM422A	GBox: S 4-120GP					9329	7910	420	10	36 x 45		
S 215 - UL	OM422/447	GBox: S 6-90					9329	7910	420	10	36 x 45		
S 215 H/HD - RL	OM422/442	GBox: S 6-90				8987	9329	7910	420	10	36 x 45		












		 				  			Ø	Z	Spines		
						E. SASSONE							
S 215 HD	MAND2866KOH	GBox: S 6-150C	OE with Predamper				1667	7910	420	10	36 x 45		
S 215 HD	MAND2866LOH	GBox: S 6-150C					9329	7910	420	10	36 x 45		
S 215 HD	OM442A	GBox: S 8-180	OE with Predamper				1931		420	10	36 x 45		
S 215 HD - HR	OM401	GBox: S 6-85					9269		430	10	36 x 45		
S 215 HD - HR	OM403	GBox: S 6-90					9329	7910	420	10	36 x 45		
S 215 HR	OM441LA	GBox: S 8-180				8987	9297		430	10	41 x 51		
S 215 RL	OM401LA	GBox: S 6-85					9269		430	10	36 x 45		
S 215 UL	D2865LOH	GBox: S 6-85							420	10			
S 215 UL	OM447	GBox: S 6-85					9329		420	10	36 x 45		
S 215 UL/SL	OM407H	GBox: S 4-90 - S 5-80					9329	7910	420	10	36 x 45		
S 216 HDS	MAND2866KOH	GBox: S 6-150C	OE with Predamper				1667	7910	420	10	36 x 45		
S 216 HDS	OM422A	GBox: S 4-120GP					9329	7910	420	10	36 x 45		
S 216 HDS	OM422A	GBox: S 8-180	OE with Predamper				1931		420	10	36 x 45		
S 4-150GP - S 215 UL	OM422ALA	GBox: S 4-150GP	Double disc				2446	7911	380	10	41 x 51	2446	
S 220 ...													
S 221 UL	OM447						9329	7910	420	10	36 x 45		
S 228 DT	OM422LA	GBox: S 4-150GP	Double disc				2446	7911	380	10	41 x 51	2446	
S 228 DT	OM442LA	GBox: S 8-180				8987	9269		430	10	36 x 45		
S 228 DT	OM442LA	GBox: S 8-180	Double disc			8987	6289	7995	400	10	41 x 50	6290	
S 300 ...													
S 300	OM441LA								430	10			
S 310 ...													
S 312 HD - HDH	OM401LA								430	10			
S 312 HD - HDH	OM402LA				Y909	8996	9297	2 pcs.	430	10	41 x 51		
S 312 HD - HDH	OM402LA				Y909	8996	9297	2 pcs.	430	10	41 x 51		
S 312 HD - HDH	OM441LA						9216		430	10	41 x 51		
S 315	OM447						9329	7910	420	10	36 x 45		
S 315 GT	OM442LA				Y935	8987	9216	7995	430	10	41 x 51		
S 315 GT-HD	D2866LUH	GBox: ZF S6-85				8987	9269	7995	430	10	36 x 45		
S 315 GT-HD	D2866LUH	GBox: ZF S8-180			Y935	8987	9216	7995	430	10	41 x 51		
S 315 GT-HD	OM441LA	GBox: GO 4				8987	9216		430	10	41 x 51		
S 315 GT-HD	OM442LA	GBox: GO 4				8987	9216		430	10	41 x 51		
S 315 HD - HDH	OM401LA								430	10			
S 315 HD - HDH	OM402LA				Y909	8996	9297	2 pcs.	430	10	41 x 51		
S 315 HD - HDH	OM402LA				Y909	8996	9297	2 pcs.	430	10	41 x 51		
S 315 HD - HDH	OM441LA						9216		430	10	41 x 51		
S 315 HD - HDH	OM442LA				Y935	8987	9216	7995	430	10	41 x 51		
S 315 UL	OM441					8993	9269	7995	430	10	36 x 45		
S 315 UL	MAND2866LUH					8987	9297	7995	430	10	41 x 51		
S 316 HDS - S 317 HDH	OM442LA				Y909	8996	9297	2 pcs.	430	10	41 x 51		
S 316 HDS - S 317 HDH	OM442LA				Y909	8996	9297	2 pcs.	430	10	41 x 51		
S 319 NF	447hLA	GBox: S6-1600/S6-150				8987	9297	7995	430	10	41 x 51		
S 319 NF	447hLA	GBox: ZF 6S-85				8987	9269	7995	430	10	36 x 45		
S 320 ...													
S 328 DT	OM442LA	GBox: S 8-180	Double disc				6289	7995	400	10	41 x 50	6290	
SG 175 ...													
SG 175	520 GK							7917	380				
SG 180 ...													
SG 180	MAND2566DHU	GBox: S 6-80							430				
SG 180	MAND2566DHU	GBox: S 6-80					9329	7910	420	10	36 x 45		
SG 180	OM407H	GBox: S 6-80 + S 4-90	OE with Predamper				1606	7910	380	10	36 x 45		
FAUN													
A													
AK 320 HB (DB-Mot.)									250	10			
AK 320 HB (MWM-Mot.)				54 ->			1760	7944	280	10	26 x 32		












		 				  	E. SASSONE			Ø	Z	Splines	
AK 470 HB						1513		350	10	32 x 40			
AS 22				48 ->		4312		225	10	26 x 32			
F24 - 284													
F 24 - F 284 D						0343		250	10	23 x 29			
F 50 /440 V						1513	7944	350	10	32 x 40			
F 56/39 KA - F56/41 K - F 56/43							7944						
F 610 - 837													
F 610 /36 SA - ZAN								380					
F 610 /36 VS - 610 /39 KAN - 610 /450 VL - 610 /465 V							7917						
F 687 - F 688 - F 689							7917						
F 6083 - 6103													
F 6083 - F 6103							7917						
K 20/37 - K 40/40													
K 20/37							7917	350					
K 25/36 - K 40/40								380					
KF 15.21 - 100.53													
KF 15.21 /30 4x4 - 32 4x4							7917	380					
KF 20.31 /42 (6 Zyl. Mot.)			OE with predamper			1966	7917	350	10	32 x 40			
KF 20.31 /48 6x4 - 6x6						1571	7917	380	10	36 x 45			
KF 30.31 /48 - KF 30.41 /48 (8-Zyl.) - KF 40.41 /50 (8-Zyl.)													
KF 30.31 /48 6x6 - 6x4 - 8x4							7917	350					
KF 30.31 /54 6x6	KHD					1931		420	10	36 x 45			
KF 30.41 /48 8x6 - KF 50.42 /483 8x6							7917	380					
KF 30.41 /48 8x8								380					
KF 60.43 /50 8x4 - 60.43 /50 8x6 - 60.43 /55 8x6 - 60.52 /55 10x6								380					
KF 70.43 /55 8x6								380					
KF 40.41 /48 10 Zyl. - 40.41 /48 8x6 - 40.41 /48 8x8							7917						
KF 50.42 /48 10-Zyl. - KF 50.42 /48 8x6							7917						
KF 40.41 /48 8 Zyl. - 40.41 /48 8x4 - 50.42 /48 8-Zyl.						1571	7917	380	10	36 x 45			
KRAKA 640													
KRAKA 640 (BMW-Mot. 427)						0354		180	24	18,3 x 20,7			
L 908 - L 1212													
L 1212 - L 1212 /375 VS 8x6								380					
LK 116 - LK 1512													
LK 116 /42 V 6x6 - 606 /32 - 606 /38 - 906 /48 - 906 /48							7917	380					
LK 606 /38 6x6						1571	7917	380	10	36 x 45			
LK 906 /45 V - 910 /483 - 1210 /50 - 1212 /485 - 1412 /64 - 1508 /36								380					
LK 906 /48 - 906 /60 - 910 /483							7917	350					
LK 906 /48 V 6x4							7917	350					
LK 910 /483 8-Zyl.							7917						
TF													
TF 00.31/52 6x4						1571	7917	380	10	36 x 45			
HINO													
TRUCK													
FS2PLKD			Double disc			9258		380	10	41 x 50	6166		
HYUNDAI													
TRUCK													
Powertec 440-330					Y923	8983	9216	7999	430	10	41 x 50		
IKARUS		BUS											
100 - 542 ...													
250 - 255	D2156HM6U	GBox: 5-G					1549		420	10	36 x 45		
250 - 255		GBox: 6-G					1615	7906	420	10	36 x 45		
256 - 280		GBox: 5-G					1549		420	10	36 x 45		
256 - 280		GBox: 6-G					1615	7906	420	10	36 x 45		
266		GBox: 5-G					1549		420	10	36 x 45		












		 				  	Ø			Z	Spines	
E. SASSONE												
266		GBox: 6-G				1615	7906	420	10	36 x 45		
521 (VW)								228	23			
542	OM364					0381	7919	310	10	28 x 35		
IK 212												
IK 212			OE with Predamper			1966		350	10	32 x 40		
IRISBUS		BUS										
ARES												
03 ->												
Ares		GBox: B8 TBV				9222		430	20	50 x 55		
Ares		GBox: ZF 6S-85				9220		430	10	36 x 45		
Ares				-> 01		9216		430	10	41 x 51		
Ares	DC111			-> 01		9216		430	10	41 x 51		
Ares	F2B	GBox: 6S-1600				2789	7995	400	10	41 x 51		
AXER												
03 -> 07												
C 956						2789	7995	400	10	41 x 51		
CROSSWAY												
06 ->												
10.6 - 12 - 12.8	F2BE0682	GBox: 6S 1600		06 ->		9285		395	10	36 x 45		
10.6 - 12 - 12.8	F4AE0682	GBox: 6S 1200				9285		395	10	36 x 45		
DOMINO												
06 ->												
HD - HDH		GBox: AS-Tronic		06 ->			7988	430	10			
ILIADE												
03 ->												
Iliade		GBox: ZF B9	06.1997->			9222		430	20	50 x 55		
Iliade		GBox: ZF 6S-85	09.1997->			9220		430	10	36 x 45		
Iliade		GBox: ZF S8-180	10.1997->			9216		430	10	41 x 51		
Iliade		GBox: ZF 6S-1600										
KAROSA												
99 ->												
MIHR 062045						9220		430	10	36 x 45		
MAGELYS												
08 ->												
Magelys		GBox: 12 AS 2001		07 ->		6038	7988	430	10	41 x 51		
HD		GBox: AS-Tronic		08 ->			7988	430	10			
MIDIRIDER												
Bus	F2BE0682	GBox: 6S 1600				9285		395	10	36 x 45		
Bus	F4AE0682	GBox: 6S 1200				9285		395	10	36 x 45		
OBRADORE												
99 ->												
Obradore	MIDR062045M1	GBox: B9/B8L				9222		430	20	50 x 55		
Obradore	MIDR062045M4	GBox: ZF S8-180				1511		430	10	38 x 45		
RECREO												
03 -> 07												
C 935	MIHR062045A/4	GBox: 5P 115				9220		430	10	36 x 45		
C 955						2789	7995	400	10	41 x 51		
12m - 12.8m	F2BE0682	GBox: 6S 1600				9285		395	10	36 x 45		
12m - 12.8m	F4AE0682	GBox: 6S 1200				9285		395	10	36 x 45		
TRACER												
99 ->												
332	MIHR062045	GBox: G406				9249		430	16	40 x 45		
IVECO												
DAILY I												
30-8	8140.61	Trans. n°: 2815		78 -> 89		1759	7129	240	10	23 x 29		
35-8	8140.61	Trans. n°: 2815		78 -> 89		1759	7129	240	10	23 x 29		
35-10	8140.21	Trans. n°: 2822		85 -> 89		2551	7129	265	10	23 x 29		
35-10	8140.27S	Trans. n°: 2826.5		85 -> 89		2663	7091	235	10	23 x 29		
35-10	8140.27S	Euro 2		85 -> 89			7091	265	10			
40-8	8140.61.200			83 -> 89		1759	7129	240	10	23 x 29		
40-10 - 40-10 V	8140.27S			85 -> 89		2551	7129	265	10	23 x 29		
45-10 - 45-10 V	8140.27S	Trans. n°: 2824		85 -> 89		2551	7129	265	10	23 x 29		
49-10 - 49-10 V	8140.27S	Trans. n°: 2822		85 -> 89		2551	7129	265	10	23 x 29		
DAILY II												
30-8	8140.67F	Trans. n°: 2826.5		89 -> 98		2663	7091	235	10	23 x 29		












						 E. SASSONE			Ø	Z	Spines	
30-8	8140.07	Trans. n°: 2819.5		89 -> 98		2663	7091		235	10	23 x 29	
30-8	8140.07	Trans. n°: 2819.5		89 -> 98		1759	7129		240	10	23 x 29	
30-8	8140.07	Chass. -> 2926609		89 -> 98		1759	7129		240	10	23 x 29	
30-8	8140.07	Chass. 2926610->		89 -> 98		2663	7091		235	10	23 x 29	
30-10 - 30-10 C	8140.23			97 -> 99					265	10		
35-8	8140.67F	Trans. n°: 2826.5		89 -> 98		2663	7091		235	10	23 x 29	
35-8	8140.07	Trans. n°: 2819.5		89 -> 98		2663	7091		235	10	23 x 29	
35-8	8140.07	Trans. n°: 2819.5		89 -> 98		1759	7129		240	10	23 x 29	
35-8	8140.07	Chass. -> 2926609		89 -> 98		1759	7129		240	10	23 x 29	
35-8	8140.07	Chass. 2926610->		89 -> 98		2663	7091		235	10	23 x 29	
35-8	8140.67F	Trans. n°: 2826.5		98 -> 99		2663	7091		235	10	23 x 29	
35-10	8140.97	GBox: 2826.5		96 -> 98		2663	7091		235	10	23 x 29	
35-10	8140.47R	Trans. n°: 2826.5		89 -> 98					280	10		
35-10	8140.47R	Trans. n°: 2826.5		89 -> 98			7091		265	10		
35-10	8140.97	Trans. n°: 2826.5		89 -> 98		2663	7091		235	10	23 x 29	
35-10	8140.23	Trans. n°: 2826.5		89 -> 98		2663	7091		235	10	23 x 29	
35-10	8140.27S	Trans. n°: 2826.5		89 -> 98		2663	7091		235	10	23 x 29	
35-10	8140.27S	Euro 2		89 -> 98			7091		265	10		
35-10	8140.27S	Chass. -> 5928512		89 -> 98		2551	7129		265	10	23 x 29	
35-10	8140.27S	Chass. 5928513->		89 -> 98		2663	7091		235	10	23 x 29	
35-10	8140.23	Trans. n°: 2826.5		96 -> 99		2663	7091		235	10	23 x 29	
35-10	8140.23	Trans. n°: 2826.5		96 -> 99					265	10		
35-12	8140.43	Trans. n°: 2826.5		90 -> 96					280	10		
35-12	8140.47	Trans. n°: 2826.5		90 -> 96			7091		265	10		
40-10 - 40-10 V	8140		03.1990->	90 -> 96		2663	7091		235	10	23 x 29	
40-10 - 40-10 V	8140.27.2720			90 -> 96		2551	7129		265	10	23 x 29	
40-10 4x4	8140.23	Trans. n°: 2826.5		97 -> 99		2663	7091		235	10	23 x 29	
45-10 - 45-10 V	8140.27S			89 -> 96		2663	7091		235	10	23 x 29	
45-10 - 45-10 V	8140.27S	Chass. -> 5928512		89 -> 96		2551	7129		265	10	23 x 29	
45-10 - 45-10 V	8140.27S	Chass. 5928513->		89 -> 96		2663	7091		235	10	23 x 29	
49-10 - 49-10 V	8140.23	Trans. n°: 2826.5		89 -> 96		2663	7091		235	10	23 x 29	
49-10 - 49-10 V	8140.47	Trans. n°: 2826.5		89 -> 96		2663	7091		235	10	23 x 29	
49-10 - 49-10 V	8140.47	Euro 2		89 -> 96			7091		265	10		
49-10 - 49-10 V	8140.47	Chass. -> 5928512		89 -> 96		2551	7129		265	10	23 x 29	
49-10 - 49-10 V	8140.47	Chass. 5928513->		89 -> 96		2663	7091		235	10	23 x 29	
49-12 - 49-12 V	8140.47	Trans. n°: 2826.5		90 -> 96			7091		265	10		
49-12 - 49-12 V	8140.43	Trans. n°: 2826.5		96 -> 99					280	10		
59-12 - 59-12 V	8140.47	Trans. n°: 2826.5		91 -> 96			7091		265	10		
59-12 - 59-12 V	8140.43	Trans. n°: 2826.5		96 -> 99					280	10		
DAILY II Dumptruck												
35-8 K	8140.67	Trans. n°: 2826.5		98 -> 99		2663	7091		235	10	23 x 29	
35-10 K	8140.23	Trans. n°: 2826.5		97 -> 99		2663	7091		235	10	23 x 29	
35-12 K	8140.43	Trans. n°: 2826.5		96 -> 98					280	10		
45-10	8140.27S	Trans. n°: 2826.5		92 -> 96		2663	7091		235	10	23 x 29	
45-10	8140.27S	Chass. -> 5928512		92 -> 96		2551	7129		265	10	23 x 29	
45-10	8140.27S	Chass. 5928513->		92 -> 96		2663	7091		235	10	23 x 29	
49-10 K	8140.27S	Trans. n°: 2826.5		89 -> 96		2663	7091		235	10	23 x 29	
49-10 K	8140.27S	Euro 2		89 -> 96			7091		265	10		
49-10 K	8140.27S	Chass. -> 5928512		89 -> 96		2551	7129		265	10	23 x 29	
49-10 K	8140.27S	Chass. 5928513->		89 -> 96		2663	7091		235	10	23 x 29	
49-10 K	8140.23	Trans. n°: 2826.5		96 -> 99		2663	7091		235	10	23 x 29	
49-10 K	8140.23			96 -> 99					265	10		
49-12 K	8140.47	Trans. n°: 2826.5		90 -> 96			7091		265	10		
59-12 K	8140.47	Trans. n°: 2826.5		91 -> 96			7091		265	10		
59-12 K (15176211. 15176304.)	8140.43	Trans. n°: 2826.5		96 -> 99					280	10		
DAILY III												












		 				  	E. SASSONE			Ø	Z	Spines	
29 L 9 V - 29 L 11 V	8140.63..			99 ->		2663	7091	235	10	23 x 29			
29 L 10 V - 29 L 12 V	F1AE0481A-B	GBox: ZF 5S-200		02 ->				235	10				
29 L 14	F1AE0481M	GBox: ZF 5S-300		05 -> 06				235	10				
35 C 12 V - 35 S 12 V	F1AE0481	GBox: S5-200		02 ->				235	10				
35 C 17 - 35 S 17	F1CE0481B	GBox: 6S-380 OD		05 -> 06				280	10				
35 S 9 V- 35 C 9 V	8140.43	GBox: S5-200		99 ->		2663	7091	235	10	23 x 29			
35 S 10	F1AE0481	GBox: S5-200		02 ->				235	10				
35 S 11 V - 35 C 11 V	8140.43C	GBox: S5-200		99 ->		2663	7091	235	10	23 x 29			
35 S 15 V - 35 C 15 V	8140.43N	GBox: S6-300		02 ->				280	10				
50 C 11 - 50 C 13	8140.43S.			99 ->				265	10				
DAILY IV													
29 L10	F1AE0481FA	GBox: ZF 5S-300		06 ->				235	10				
29 L10	F1AE0481FA	GBox: ZF 5S-300		06 ->				267	10				
29L 12 - 29 L14	F1AE0481GA-HA	GBox: ZF 5S-300		06 ->				235	10				
29L 12 - 29 L14	F1AE0481GA-HA	GBox: ZF 5S-300		06 ->				267	10				
35 C10	F1AE0481FA			06 ->				235	10				
35 C12 - 35 S12	F1AE0481GA	GBox: ZF 5S-300		06 ->				235	10				
35 C15 - 35 C17 - 35 S17	F1CE0481FA-HA	GBox: 6S-400 OD		06 ->				280	10				
35 C18 - 35 S18	F1CE0481HA	GBox: 6S-400 OD		06 ->				280	10				
40 C14	F1CE3481LC	GBox: 5S-300		07 ->				267	10				
40 C14	F1CE0441A	GBox: 6S-400 OD		07 ->				280	10				
40 C14	F1CE3481LC	GBox: 6S-400 OD		07 ->				280	10				
40 C15 - 40 C18 - 45 C15 - 45 C18	F1CE0481	GBox: 6S-380A OD		06 ->			7091						
40 C17	F1CE0481FA-HA	GBox: 6S-400 OD		07 ->				280	10				
50 C15 - 50 C18	F1CE0481	GBox: 6S-380A OD		06 ->			7091						
50 C17	F1CE0481FA-HA	GBox: 6S-400 OD		07 ->				280	10				
60 C15 - 60 C18 - 65 C15 - 65 C18	F1CE0481	GBox: 6S-380A OD		06 ->			7091						
65 C17	F1CE0481FA-HA	GBox: 6S-400 OD		07 ->				280	10				
70 C14 - 70 C17	F1CE0481HA-LC	GBox: ZF 6S-400 OD		07 ->				267	10				
Daily 50...													
50 NC - 55 NC	Deutz			75 ->			0225		280	10	29 x 35		
50-8	8040			83 ->			0382		250	10	26 x 32		
50-9 - 50-10 - 55-9 - 55-10	8340			78 -> 82			0225		280	10	29 x 35		
50-9 Zeta	8040			87 ->			2689		270	10	26 x 32		
50-10	8340			83 ->			0225		280	10	29 x 35		
55-8			02.1982->	75 -> 83			0382		250	10	26 x 32		
55-12 Turbo		Diesel						7091	265	10			
EuroCargo I-III													
EuroCargo Euro 6	Tetcor4	GBox: 6 AS 700 TO			Y924	8982	9281	7906	362	10	36 x 45		
EuroCargo Euro 6	Tetcor4	GBox: 6 AS 800 TO			Y924	8982	9281	7906	362	10	36 x 45		
EuroCargo Euro 6	Tetcor6	GBox: 6 AS 800 TO		91 ->	Y931	8985	9285	7906	395	10	36 x 45		
EuroCargo Euro 6	Tetcor6	GBox: 6 AS 1000 TO		91 ->	Y931	8985	9285	7906	395	10	36 x 45		
60 E 10	8040	Chass. -> 21801116		91 -> 96			2807	7942	280	10	31 x 38		
60 E 12	8040	Chass. -> 21801116		91 -> 96			2807	7942	280	10	31 x 38		
60 E 14 - 60 E 14 P	8040	Chass. -> 21801116		91 ->			2807	7942	280	10	31 x 38		
60 E 14 K	8040	Chass. -> 21801116		91 -> 96			2807	7942	280	10	31 x 38		
65 E 10	8040	Chass. -> 21801116		91 -> 96			2807	7942	280	10	31 x 38		
65 E 10 K	8040	Chass. -> 21801116		91 -> 96			2807	7942	280	10	31 x 38		
65 E 12 - 65 E 12 P	8040	Chass. -> 21801116		91 ->			2807	7942	280	10	31 x 38		
65 E 12 K	8040	Chass. -> 21801116		91 -> 00			2807	7942	280	10	31 x 38		
65 E 13 tector	Tector4F4AE04	Trans. n°: 2855.5/6		00 ->					330	10			
65 E 14 - 65 E 14 P	8040	Chass. -> 21801116		91 -> 00			2807	7942	280	10	31 x 38		
65 E 14 K	8040	Chass. -> 21801116		91 -> 00			2807	7942	280	10	31 x 38		
75 E 12 - 75 E 12 P	8040	Chass. -> 21801116		91 -> 00			2807	7942	280	10	31 x 38		
75 E 12 K	8040	Chass. -> 21801116		97 ->			2807	7942	280	10	31 x 38		
75 E 13 tector - 75 E 13 P tector	F4AE0481			00 ->					330	10			












		 				  	E. SASSONE			Ø	Z	Spines	
75 E 14 - 75 E 14 P	8040	Chass. -> 21801116		91 ->		2807	7942	280	10	31 x 38			
75 E 14 K	8040	Chass. -> 21801116		97 ->		2807	7942	280	10	31 x 38			
75 E 14 K tector	F4AE3481A/B/C/D	GBox: ZF 6AS 700 TO		06 ->	Y925	8982	9274	7906	362	10	31 x 38		
75 E 14 tector - 75 E 14 P tector	F4AE3481A/B/C/D	GBox: ZF 6AS 700 TO		06 ->	Y925	8982	9274	7906	362	10	31 x 38		
75 E 15 - 75 E 15 P - 80 E 15 - 75 E 15 K	8060			91 -> 00		2808	7942	310	10	31 x 38			
75 E 15 K tector	F4AE0481			00 ->				330	10				
75 E 15 tector - 75 E 15 P tector	F4AE0481			00 ->				330	10				
75 E 16 K tector	F4AE3481A/B/C/D	GBox: ZF 6AS 700 TO		06 ->	Y925	8982	9274	7906	362	10	31 x 38		
75 E 16 tector - 75 E 16 P tector	F4AE3481A/B/C/D	GBox: ZF 6AS 700 TO		06 ->	Y925	8982	9274	7906	362	10	31 x 38		
75 E 17 - 75 E 17 P - 75 E 18 tector	F4AE0481			00 ->				330	10				
75 E 17 - 75 E 17 P - 75 E 18 tector	F4AE0481A/B			00 ->				350	10				
75 E 17 K - 75 E 18 K tector	F4AE0481			00 ->				330	10				
75 E 17 K - 75 E 18 K tector	F4AE0481A/B			00 ->				350	10				
75 E 18 tector - 75 E 18 P tector - 75 E 18 K tector	F4AE0681D/E			00 ->				350	10				
80 E 15 - 80 E 15 P	8060			91 ->		2808	7942	310	10	31 x 38			
80 E 15 K	8060			91 ->		2808	7942	310	10	31 x 38			
80 E 17 - 80 E 17 D tector - 80 E 17 DP tector	Tector4F4AE04	GBox: Iveco 5-6 Gear		00 ->				330	10				
80 E 17 - 80 E 17 D tector - 80 E 17 DP tector	Tector4F4AE04	GBox: Iveco 9-Gear		00 ->				350	10				
80 E 17 K - 80 E 17 DK tector	Tector4F4AE04	GBox: Iveco 5-6 Gear		00 ->				330	10				
80 E 17 K - 80 E 17 DK tector	Tector4F4AE04	GBox: Iveco 9-Gear		00 ->				350	10				
80 E 18 - 80 E 18 P - 18 E 80 FP	8060	Trans. n°: 2855.6		91 ->		2808	7942	310	10	31 x 38			
80 E 18 DP tector	Tector6F4AE0681E		11.2000->	00 ->				350	10				
80 E 18 K	8060	Trans. n°: 2855.6		91 ->		2808	7942	310	10	31 x 38			
80 E 18 K tector	Tector4F4AE04	GBox: Iveco 5-6 Gear		00 ->				330	10				
80 E 18 K tector	Tector4F4AE04	GBox: Iveco 9-Gear		00 ->				350	10				
80 E 18 K tector - 80 E 18 DK tector	Tector6F4AE0681E		11.2000->	00 ->				350	10				
80 E 18 tector	Tector4F4AE04	GBox: Iveco 5-6 Gear		00 ->				330	10				
80 E 18 tector	Tector4F4AE04	GBox: Iveco 9-Gear		00 ->				350	10				
80 E 18 tector - 80 E 18 D tector	Tector6F4AE0681E		11.2000->	00 ->				350	10				
80 E 21 - P - FP	8060	Trans. n°: 2865.6		91 ->		2458	7942	330	10	31 x 38			
80 E 21 tector - D - DP - K - DK	Tector6F4AE06		06.2003->	00 ->				350	10				
80 E 22 tector - DK	Tector6F4AE06		06.2003->	00 ->				350	10				
80 EL 15 tector	Tector4F4AE04		06.2003->	00 ->				330	10				
90 E 17 tector - D - DP - K - DK	Tector4F4AE04	GBox: Iveco 6-Gear		00 ->				330	10				
90 E 17 tector - D - DP - K - DK	Tector4F4AE04	GBox: Iveco 9-Gear		03 ->				350	10				
90 E 18 DP tector	Tector6F4AE0681E		11.2000->	00 ->				350	10				
90 E 18 K tector - 90 E 18 DK tector	Tector6F4AE0681E		11.2000->	00 ->				350	10				
90 E 18 tector - 90 E 18 D tector	Tector6F4AE0681E		11.2000->	00 ->				350	10				
90 E 18 tector - DK	Tector4F4AE04	GBox: Iveco 6-Gear		00 ->				330	10				
90 E 18 tector - DK	Tector4F4AE04	GBox: Iveco 9-Gear		03 ->				350	10				
90 E 21 tector - D - DP - K - DK	Tector6F4AE06		06.2003->	00 ->				350	10				
90 E 22 tector - DK	Tector6F4AE06		06.2003->	00 ->				350	10				
95 E 15 W	8060			93 ->		2808	7942	310	10	31 x 38			
95 E 21 W	8060	Chass. -> 2253628		93 ->		2458	7942	330	10	31 x 38			
100 E 15 - 100 E 15 P	8060			91 ->		2808	7942	310	10	31 x 38			
100 E 15 K	8060			91 ->		2808	7942	310	10	31 x 38			
100 E 17 - 100 E 17 DP tector - 100 E 18 tector	F4AE0481			00 ->				330	10				
100 E 17 K tector - 100 E 17 DK tector	F4AE0481			00 ->				330	10				
100 E 18 - 100 E 18 P	8060			91 ->		2808	7942	310	10	31 x 38			
100 E 18 FP tector	F4AE3481A/B/C/D	GBox: ZF 6AS 700 TO		06 ->	Y925	8982	9274	7906	362	10	31 x 38		
100 E 18 K	8060			91 ->		2808	7942	310	10	31 x 38			
100 E 18 K tector	F4AE3481B	GBox: ZF 6AS 700 T0		06 ->	Y925	8982	9274	7906	362	10	31 x 38		
100 E 18 K tector	F4AE3481B	GBox: ZF 6S 700 T0		06 ->				362	10				
100 E 18 K tector	F4AE3481B	GBox: ZF S5-42		06 ->				362	10				
100 E 18 K tector	F4AE3481B			06 ->				350	10				
100 E 18 tector - 100 E 18 P tector	F4AE3481A/B/C/D	GBox: ZF 6AS 700 TO		06 ->	Y925	8982	9274	7906	362	10	31 x 38		












		 				  	E. SASSONE			Ø	Z	Spines	
100 E 18 tector - 18 K tector - 18 DK tector	F4AE0681			00 ->						350	10		
100 E 18 tector - 18 K tector - 18 DK tector	F4AE0681D/E			00 ->						350	10		
100 E 18 W tector - 100 E 18 WS tector	F4AE0681			00 ->						350	10		
100 E 18 W tector - 100 E 18 WS tector	F4AE0681E			00 ->						350	10		
100 E 21 - 100 E 21 DP tector - 100 E 22 tector	F4AE0681			00 ->						350	10		
100 E 21 - 100 E 21 P	8060	Trans. n°: 2865.6		91 ->			2458	7942		330	10	31 x 38	
100 E 21 K tector - DK - W - WS	F4AE0681			00 ->						350	10		
100 E 22 K tector	F4AE3481A/B/C/D	GBox: ZF 6AS 700 TO		06 ->	Y925	8982	9274	7906		362	10	31 x 38	
100 E 22 W tector - 100 E 22 WS tector	F4AE3481A/B/C/D	GBox: ZF 6AS 700 TO		06 ->	Y925	8982	9274	7906		362	10	31 x 38	
120 E 15	8060			91 ->			2808	7942		310	10	31 x 38	
120 E 15 K	8060			92 ->			2808	7942		310	10	31 x 38	
120 E 18 - 120 E 18 P - 120 E 18H	8060			92 ->			2808	7942		310	10	31 x 38	
120 E 18 K	8060			92 ->			2808	7942		310	10	31 x 38	
120 E 18 K tector	F4AE3481A/B/C/D	GBox: ZF 6AS 700 TO		06 ->	Y925	8982	9274	7906		362	10	31 x 38	
120 E 18 tector - D - DP - K - DK	Tector6F4AE06	GBox: Iveco 6-Gear		00 ->						330	10		
120 E 18 tector - D - DP - K - DK	Tector6F4AE06	GBox: Iveco 9-Gear		00 ->						350	10		
120 E 22 D tector - 120 E 22 P tector	F4AE3481A/B/C/D	GBox: ZF 6AS 700 TO		06 ->	Y925	8982	9274	7906		362	10	31 x 38	
120 E 22 FP tector	F4AE3481A/B/C/D	GBox: ZF 6AS 700 TO		06 ->	Y925	8982	9274	7906		362	10	31 x 38	
120 E 22 K tector	F4AE3481A/B/C/D	GBox: ZF 6AS 700 TO		06 ->	Y925	8982	9274	7906		362	10	31 x 38	
120 E 23 - P - FP - H	8060			92 ->			2458	7942		330	10	31 x 38	
120 E 24 - DP tector - K - DK	F4AE3681D	GBox: Iveco 9-Gear		00 ->			2346	7987		380	10	36 x 45	
120 E 25 tector	F4AE0681B	GBox: Iveco 9-Gear		00 ->			2346			380	10	36 x 45	
120 EL 21 - 21 P tector - E 22 - E 22 tector	F4AE0681D			00 ->						350	10		
130 E 15 - K	8060			94 ->			2808	7942		310	10	31 x 38	
130 E 18	8060			92 ->			2808	7942		310	10	31 x 38	
130 E 18 D tector - 130 E 18 DP tector	F4AE3481A			06 ->						350	10		
130 E 18 K	8060			92 ->			2808	7942		310	10	31 x 38	
130 E 18 tector - D - DK - K - DP	F4AE0681			00 ->						350	10		
130 E 18 tector - D - DK - K - DP	F4AE0681D			00 ->						350	10		
130 E 23	8060	Chass. -> 2253628		92 ->			2458	7942		330	10	31 x 38	
130 E 23	8060	Trans. n°: 2865.6		92 ->			2458	7942		330	10	31 x 38	
130 E 23	8060	Trans. n°: 2865.6		92 ->			2808	7942		310	10	31 x 38	
130 E 23	8060	Trans. n°: 2870.9		92 ->			2458	7942		330	10	31 x 38	
130 E 23	8060	Trans. n°: 2870.9		92 ->			2808	7942		310	10	31 x 38	
130 E 24 tector - D - DK - K - DP	F4AE0681			00 ->			2346	7987		380	10	36 x 45	
130 E 28 tector - K	F4AE0681			00 ->			2346	7987		380	10	36 x 45	
135 E 18 W	8060			97 ->			2808	7942		310	10	31 x 38	
135 E 18 WR	8060			93 -> 96			2808	7942		310	10	31 x 38	
135 E 23 W - WR	8060	Chass. -> 2253628		97 ->			2458	7942		330	10	31 x 38	
140 E 18 D FP tector	F4AE3481A/B/C/D	GBox: ZF 6AS 700 TO		06 ->	Y925	8982	9274	7906		362	10	31 x 38	
140 E 18 K tector. 140 E 18 DK tector	F4AE3481A/B/C/D	GBox: ZF 6AS 700 TO		06 ->	Y925	8982	9274	7906		362	10	31 x 38	
140 E 18 tector. 140 E 18 P tector	F4AE3481A/B/C/D	GBox: ZF 6AS 700 TO		06 ->	Y925	8982	9274	7906		362	10	31 x 38	
140 E 18 W tector	Tector6F4AE06	GBox: Iveco 6-Gear		00 ->						350	10		
140 E 22 D FP tector	F4AE3481A/B/C/D	GBox: ZF 6AS 700 TO		06 ->	Y925	8982	9274	7906		362	10	31 x 38	
140 E 22 K tector	F4AE3481A/B/C/D	GBox: ZF 6AS 700 TO		06 ->	Y925	8982	9274	7906		362	10	31 x 38	
140 E 22 tector - 140 E 22 P tector	F4AE3481A/B/C/D	GBox: ZF 6AS 700 TO		06 ->	Y925	8982	9274	7906		362	10	31 x 38	
150 E 15	8060			92 -> 96			2808	7942		310	10	31 x 38	
150 E 15 K	8060			92 -> 96			2808	7942		310	10	31 x 38	
150 E 18 - 150 E 18 P	8060			92 ->			2808	7942		310	10	31 x 38	
150 E 18 K	8060			92 ->			2808	7942		310	10	31 x 38	
150 E 18 tector - P - FP - K	F4AE3481A	GBox: ZF 6AS 700 TO		06 ->	Y925	8982	9274	7906		362	10	31 x 38	
150 E 18 tector - P - FP - K	F4AE3481A	GBox: ZF 6S 700 TO		06 ->						362	10		
150 E 18 tector - P - FP - K	F4AE3481A	GBox: ZF S5-42		06 ->						362	10		
150 E 18 tector - P - FP - K	F4AE3481A			06 ->						350	10		
150 E 18 tector - K	F4AE0681			00 ->						350	10		
150 E 18 tector - K	F4AE0681E			00 ->						350	10		





		 				 E. SASSONE			Ø	Z	Spines	
150 E 22 FP tector	F4AE3481A/B/C/D	GBox: ZF 6AS 700 TO		06 ->	Y925	8982	9274	7906	362	10	31 x 38	
150 E 22 K tector	F4AE3481A/B/C/D	GBox: ZF 6AS 700 TO		06 ->	Y925	8982	9274	7906	362	10	31 x 38	
150 E 22 tector - 150 E 22 P tector	F4AE3481A/B/C/D	GBox: ZF 6AS 700 TO		06 ->	Y925	8982	9274	7906	362	10	31 x 38	
150 E 23 - P - FP	8060	Chass. -> 2253628		92 ->			2458	7942	330	10	31 x 38	
150 E 23 - P - FP	8060	Trans. n°: 2865.6		92 ->			2458	7942	330	10	31 x 38	
150 E 23 - P - FP	8060	Trans. n°: 2865.6		92 ->			2808	7942	310	10	31 x 38	
150 E 23 - P - FP	8060	Trans. n°: 2870.9		92 ->			2458	7942	330	10	31 x 38	
150 E 23 - P - FP	8060	Trans. n°: 2870.9		92 ->			2808	7942	310	10	31 x 38	
150 E 24 tector - K - 150 E 25 tector	F4AE0681			00 ->			2346	7987	380	10	36 x 45	
150 E 27 - P - FP - R	8360.46/E2	Trans. n°: 2895.9		92 ->			2346	7987	380	10	36 x 45	
150 E 28 tector - 150 E 28 K tector	F4AE0681			00 ->			2346	7987	380	10	36 x 45	
160 E 18 K tector	F4AE3481A/B/C/D	GBox: ZF 6AS 700 TO		06 ->	Y925	8982	9274	7906	362	10	31 x 38	
160 E 18 tector - 160 E 18 P tector	F4AE3481A/B/C/D	GBox: ZF 6AS 700 TO		06 ->	Y925	8982	9274	7906	362	10	31 x 38	
160 E 22 K tector	F4AE3481A/B/C/D	GBox: ZF 6AS 700 TO		06 ->	Y925	8982	9274	7906	362	10	31 x 38	
160 E 22 tector - 160 E 22 P tector	F4AE3481A/B/C/D	GBox: ZF 6AS 700 TO		06 ->	Y925	8982	9274	7906	362	10	31 x 38	
170 E 18 - 180 E 18	8060			94 ->			2808	7942	310	10	31 x 38	
170 E 18 K - 180 E 18 K	8060			94 ->			2808	7942	310	10	31 x 38	
170 E 23 - 180 E 23	8060	Chass. -> 2253628		94 ->			2458	7942	330	10	31 x 38	
170 E 23 K - 180 E 23 K	8060	Chass. -> 2253628		94 ->			2458	7942	330	10	31 x 38	
170 E 27 - 180 E 27	8360.46E2			94 ->			2346	7987	380	10	36 x 45	
180 E 21 T	8060			91 ->			2458	7942	330	10	31 x 38	
180 E 21 tector - 180 E 21 K tector	F4AE0681			00 ->					350	10		
180 E 24 - 180 E 25 tector	F4AE0681			00 ->					350	10		
180 E 24 - 180 E 25 tector	F4AE0681			00 ->			2346	7987	380	10	36 x 45	
180 E 24 K tector	F4AE0681			00 ->			2346	7987	380	10	36 x 45	
180 E 28 tector - P - K	F4AE0681			00 ->			2346	7987	380	10	36 x 45	
260 E 23 T	8060	Trans. n°: 2870.9		92 ->			2458	7942	330	10	31 x 38	
280 E 23 T	8060	Trans. n°: 2870.9		92 ->			2458	7942	330	10	31 x 38	
320 E 27 T	8360.46/E2	Trans. n°: 2895.9		92 ->			2346	7987	380	10	36 x 45	
320 E 28 T tector	F4AE0681			00 ->			2346	7987	380	10	36 x 45	
Eurocargo IV												
65E16 - 65E16P			118 kW	15 ->	Y924	8982	9281	7906	362	10	36 x 45	
75E16 - 75E16P			118 kW	15 ->	Y924	8982	9281	7906	362	10	36 x 45	
80E22 - 80E22FP			162 kW	15 ->	Y931	8985	9285	7906	395	10	36 x 45	
100E22 - 100E22P - 100E22FP			162 kW	15 ->	Y931	8985	9285	7906	395	10	36 x 45	
EuroFire												
60 .9 A												
65 .12 A							2772		310	10	31 x 38	
75 .14 A-AW - 75 .16 A-AW - 90 .16 A-AW							2462		350	10	31 x 38	
75 E 14		Chass. -> 2180116		91 ->			2807	7942	280	10	31 x 38	
75 E 14		Chass. 2180117->					2808	7942	310	10	31 x 38	
95 E 18				91 ->			2808	7942	310	10	31 x 38	
120 .19 A-AW - 140 .19 A							1696	7906	350	10	36 x 45	
120 .23 AW - 120 .25 AW.AN - 140 .25 A							2346	7906	380	10	36 x 45	
130 E 24 - 135 E 22				91 ->			2458	7942	330	10	31 x 38	
150 E 27				91 ->			2346	7987	380	10	36 x 45	
160 .30 AH-AHW							1936	7906	420	10	36 x 45	
EuroStar												
LD 190 E 38 P	8460	GBox: Fuller		93 -> 02			6034	7987	400	10	41 x 51	
LD 190 E 38 P	8460	GBox: ZF		93 -> 02			2789	7987	400	10	41 x 51	
LD 190 E 39 P - LD 190 E 39 FP	F3AE0681			99 -> 02	Y929	8996	9297	7987	430	10	41 x 51	
LD 190 E 39 P - LD 190 E 39 FP	F3AE0681			99 -> 02	Y930	8996	9297	7988	430	10	41 x 51	
LD 190 E 40	F3AE0681B	GBox: ZF		00 -> 02	Y929	8996	9297	7987	430	10	41 x 51	
LD 190 E 40	F3AE0681B	GBox: ZF		00 -> 02	Y930	8996	9297	7988	430	10	41 x 51	
LD 190 E 42 - LD 190 E 42 P	8210	GBox: Fuller	309 kW	93 -> 02	Y938	8996	6038	7987	430	10	41 x 51	
LD 190 E 42 - LD 190 E 42 P	8210	GBox: ZF		93 -> 02	Y929	8996	9297	7987	430	10	41 x 51	












		 				  	E. SASSONE			Ø	Z	Spines	
LD 190 E 43 - P - FP	F3AE0681			99 -> 02	Y929	8996	9297	7987	430	10	41 x 51		
LD 190 E 43 - P - FP	F3AE0681			99 -> 02	Y930	8996	9297	7988	430	10	41 x 51		
LD 190 E 47	8210	GBox: Fuller	309 kW	93 -> 02	Y938	8996	6038	7987	430	10	41 x 51		
LD 190 E 47	8210	GBox: ZF		93 -> 02	Y929	8996	9297	7987	430	10	41 x 51		
LD 190 E 52	8280.42S.TCA	GBox: Fuller	309 kW	93 -> 02	Y938	8996	6038	7987	430	10	41 x 51		
LD 190 E 52	8280.42S.TCA	GBox: ZF		93 -> 02	Y929	8996	9297	7987	430	10	41 x 51		
LD 240 E 38	8460	GBox: Fuller		93 -> 02			6034		400	10	41 x 51		
LD 240 E 38	8460	GBox: ZF		93 -> 02			2789		400	10	41 x 51		
LD 240 E 42 FS - LD 240 E 42 PS	8210	GBox: Fuller	309 kW	93 -> 02	Y938	8996	6038	7987	430	10	41 x 51		
LD 240 E 42 FS - LD 240 E 42 PS	8210	GBox: ZF		93 -> 02	Y929	8996	9297	7987	430	10	41 x 51		
LD 240 E 47 PS	8210	GBox: Fuller	345 kW	93 -> 02	Y938	8996	6038	7987	430	10	41 x 51		
LD 240 E 47 PS	8210	GBox: ZF		93 -> 02	Y929	8996	9297	7987	430	10	41 x 51		
LD 240 E 52 PS	8280.42S.TCA	GBox: Fuller	378 kW	93 -> 02	Y938	8996	6038	7987	430	10	41 x 51		
LD 240 E 52 PS	8280.42S.TCA	GBox: ZF		93 -> 02	Y929	8996	9297	7987	430	10	41 x 51		
LD 260 E 38 P	8460	GBox: Fuller		93 -> 02			6034		400	10	41 x 51		
LD 260 E 38 P	8460	GBox: ZF		93 -> 02			2789		400	10	41 x 51		
LD 260 E 39 P - LD 260 E 39 FP	F3AE0681			99 -> 02	Y929	8996	9297	7987	430	10	41 x 51		
LD 260 E 39 P - LD 260 E 39 FP	F3AE0681			99 -> 02	Y930	8996	9297	7988	430	10	41 x 51		
LD 260 E 40	F3AE0681B	GBox: ZF		00 -> 02	Y930	8996	9297	7988	430	10	41 x 51		
LD 260 E 40	F3AE0681B	GBox: ZF		00 -> 02	Y929	8996	9297	7987	430	10	41 x 51		
LD 260 E 42 P	8210	GBox: Fuller	309 kW	93 -> 02	Y938	8996	6038	7987	430	10	41 x 51		
LD 260 E 42 P	8210	GBox: ZF		93 -> 02	Y929	8996	9297	7987	430	10	41 x 51		
LD 260 E 43 Y/PS - LD 260 E 43 FP	F3AE0681			93 -> 02	Y929	8996	9297	7987	430	10	41 x 51		
LD 260 E 47	8210	GBox: Fuller	345 kW	93 -> 02	Y938	8996	6038	7987	430	10	41 x 51		
LD 260 E 47	8210	GBox: ZF		93 -> 02	Y929	8996	9297	7987	430	10	41 x 51		
LD 260 E 52	8280.42S.TCA	GBox: Fuller	378 kW	93 -> 02	Y938	8996	6038	7987	430	10	41 x 51		
LD 260 E 52	8280.42S.TCA	GBox: ZF		93 -> 02	Y929	8996	9297	7987	430	10	41 x 51		
LD 400 E 38 TX/P - LD 440 E 38 TX/P	8460	GBox: Fuller		93 -> 02			6034		400	10	41 x 51		
LD 400 E 38 TX/P - LD 440 E 38 TX/P	8460	GBox: ZF		93 -> 02			2789		400	10	41 x 51		
LD 400 E 42 TX/P - LD 440 E 42 TX/P	8210	GBox: Fuller	309 kW	93 -> 02	Y938	8996	6038	7987	430	10	41 x 51		
LD 400 E 42 TX/P - LD 440 E 42 TX/P	8210	GBox: ZF		93 -> 02	Y929	8996	9297	7987	430	10	41 x 51		
LD 440 E 38 T - LD 440 E 38 TZ	8460	GBox: Fuller		93 -> 02			6034		400	10	41 x 51		
LD 440 E 38 T - LD 440 E 38 TZ	8460	GBox: ZF		93 -> 02			2789		400	10	41 x 51		
LD 440 E 39 T - LD 440 E 39 T/P	F3AE0681			99 -> 02	Y929	8996	9297	7987	430	10	41 x 51		
LD 440 E 40 T	F3AE0681B	GBox: ZF		93 -> 02	Y929	8996	9297	7987	430	10	41 x 51		
LD 440 E 40 T	F3AE0681B	GBox: ZF		00 -> 02	Y930	8996	9297	7988	430	10	41 x 51		
LD 440 E 40 TX/P	F3AE0681B	GBox: ZF		93 -> 02	Y929	8996	9297	7987	430	10	41 x 51		
LD 440 E 42 T/P	8210	GBox: Fuller	309 kW	93 -> 02	Y938	8996	6038	7987	430	10	41 x 51		
LD 440 E 42 T/P	8210	GBox: ZF		93 -> 02	Y929	8996	9297	7987	430	10	41 x 51		
LD 440 E 42 TZ	8210	GBox: Fuller	309 kW	93 -> 02	Y938	8996	6038	7987	430	10	41 x 51		
LD 440 E 42 TZ	8210	GBox: ZF		93 -> 02	Y929	8996	9297	7987	430	10	41 x 51		
LD 440 E 43 T/P	F3AE0681			93 -> 02	Y929	8996	9297	7987	430	10	41 x 51		
LD 440 E 43 TX/P	F3AE0681			99 -> 02	Y929	8996	9297	7987	430	10	41 x 51		
LD 440 E 47 T/P	8210	GBox: Fuller	345 kW	93 -> 02	Y938	8996	6038	7987	430	10	41 x 51		
LD 440 E 47 T/P	8210	GBox: ZF		93 -> 02	Y929	8996	9297	7987	430	10	41 x 51		
LD 440 E 47 TZ	8210	GBox: Fuller	345 kW	93 -> 02	Y938	8996	6038	7987	430	10	41 x 51		
LD 440 E 47 TZ	8210	GBox: ZF		93 -> 02	Y929	8996	9297	7987	430	10	41 x 51		
LD 440 E 48 T/P	F3AE0681			01 -> 02	Y929	8996	9297	7987	430	10	41 x 51		
LD 440 E 48 T/P	F3AE0681			00 -> 02	Y930	8996	9297	7988	430	10	41 x 51		
LD 440 E 52 T	8280.42S.TCA	GBox: Fuller	378 kW	93 -> 02	Y938	8996	6038	7987	430	10	41 x 51		
LD 440 E 52 T	8280.42S.TCA	GBox: ZF		93 -> 02	Y929	8996	9297	7987	430	10	41 x 51		
LD 440 E 52 TZ	8280.42S.TCA	GBox: Fuller	378 kW	93 -> 02	Y938	8996	6038	7987	430	10	41 x 51		
LD 440 E 52 TZ	8280.42S.TCA	GBox: ZF		93 -> 02	Y929	8996	9297	7987	430	10	41 x 51		
EuroTech MH													
190 E 24 - 190 E 24 /P	F2BE0681	Trans. n°: 2895.9		98 ->			2969	7987	400	10	36 x 45		
190 E 24 K - E 27 K - E 31 K	F2BE0681F	GBox: AS Tronic		98 ->			2969	7987	400	10	36 x 45		



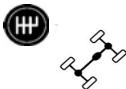







		 				  	E. SASSONE			Ø	Z	Splines	
190 E 27 - 190 E 27 /P	F2BE0681F			98 ->			2346	7987	380	10	36 x 45		
190 E 31 - 190 E 31 /P	F2BE0681	GBox: 16S 109		98 ->			2969	7987	400	10	36 x 45		
190 E 31 - 190 E 31 /P	F2BE0681	GBox: AS Tronic		98 ->			2789	7987	400	10	41 x 51		
190 E 35 - 190 E 35 /P - 190 E 35 /FP	F2BE0681	GBox: 16S 151		98 ->			2789	7987	400	10	41 x 51		
260 E 24 Y/P - 260 E 24 Y/PS - 260 E 24 Y/PT	F2BE0681	Trans. n°: 2895.9		99 ->			2969	7987	400	10	36 x 45		
260 E 27 Y/P - E 27 Y/PS - E 27 RY/PS - E 27 RY/PT	F2BE0681F	GBox: AS Tronic		98 ->			2969	7987	400	10	36 x 45		
260 E 31 Y/P - 260 E 31 Y/PS - 260 E 31 Y/PT	F2BE0681	GBox: 16S 109		99 ->			2969	7987	400	10	36 x 45		
260 E 35 Y/P - 260 E 35 Y/PT - 260 E 35 Y/TN	F2BE0681	GBox: 16S 151		99 ->			2789	7987	400	10	41 x 51		
400 E 31 TP - 440 E 31 T - 440 E 31 TP	F2BE0681	GBox: 16S 109		98 ->			2969	7987	400	10	36 x 45		
400 E 31 TP - 440 E 31 T - 440 E 31 TP	F2BE0681	GBox: AS Tronic		98 ->			2789	7987	400	10	41 x 51		
400 E 35 TP - 440 E 35 T - 440 E 35 T/FP	F2BE0681	GBox: 16S 151		98 ->			2789	7987	400	10	41 x 51		
EuroTech MP													
180 E 34	8460	GBox: Fuller		92 ->			6034	7987	400	10	41 x 51		
180 E 34	8460	GBox: ZF		92 ->			2789	7987	400	10	41 x 51		
180 E 38	8460	GBox: Fuller		92 ->			6034	7987	400	10	41 x 51		
180 E 38	8460	GBox: ZF		92 ->			2789	7987	400	10	41 x 51		
180 E 42	8210	GBox: Fuller	309 kW	92 ->	Y938	8996	6038	7987	430	10	41 x 51		
180 E 42	8210	GBox: ZF		92 ->	Y929	8996	9297	7987	430	10	41 x 51		
180 E 42	8210	GBox: ZF		92 ->	Y930	8996	9297	7988	430	10	41 x 51		
190 E 34	8460	GBox: Fuller		93 ->			6034	7987	400	10	41 x 51		
190 E 34	8460	GBox: ZF		93 ->			2789	7987	400	10	41 x 51		
190 E 38	8460	GBox: Fuller		93 ->			6034	7987	400	10	41 x 51		
190 E 38	8460	GBox: ZF		93 ->			2789	7987	400	10	41 x 51		
190 E 39 - 190 E 39 /P - 190 E39 /FP	F3AE0681			99 ->	Y929	8996	9297	7987	430	10	41 x 51		
190 E 39 - 190 E 39 /P - 190 E39 /FP	F3AE0681			99 ->	Y930	8996	9297	7988	430	10	41 x 51		
190 E 42 - 190 E 42 /P	8210	GBox: Fuller	309 kW	92 ->	Y938	8996	6038	7987	430	10	41 x 51		
190 E 42 - 190 E 42 /P	8210	GBox: ZF		92 ->	Y929	8996	9297	7987	430	10	41 x 51		
190 E 43 - 190 E 43 /P	F3AE0681			01 ->	Y929	8996	9297	7987	430	10	41 x 51		
240 E 30 PS	8460			97 ->			2789	7987	400	10	41 x 51		
240 E 34	8460	GBox: Fuller		95 ->			6034	7987	400	10	41 x 51		
240 E 34	8460	GBox: ZF		95 ->			2789	7987	400	10	41 x 51		
240 E 38	8460	GBox: Fuller		92 ->			6034	7987	400	10	41 x 51		
240 E 38	8460	GBox: ZF		92 ->			2789	7987	400	10	41 x 51		
240 E 42	8210	GBox: Fuller	309 kW	92 ->	Y938	8996	6038	7987	430	10	41 x 51		
240 E 42	8210	GBox: ZF		92 ->	Y929	8996	9297	7987	430	10	41 x 51		
260 E 38 P	8460	GBox: Fuller		94 ->			6034	7987	400	10	41 x 51		
260 E 38 P	8460	GBox: ZF		94 ->			2789	7987	400	10	41 x 51		
260 E 39 Y - E 39 Y/P - E 39 Y/FP - E 39 Y/FS	F3AE0681			99 ->	Y929	8996	9297	7987	430	10	41 x 51		
260 E 39 Y - E 39 Y/P - E 39 Y/FP - E 39 Y/FS	F3AE0681			99 ->	Y930	8996	9297	7988	430	10	41 x 51		
260 E 42	8210	GBox: Fuller	309 kW	93 ->	Y938	8996	6038	7987	430	10	41 x 51		
260 E 42	8210	GBox: ZF		93 ->	Y929	8996	9297	7987	430	10	41 x 51		
260 E 43 Y - 260 E 43 Y/P	F3AE0681			99 ->	Y929	8996	9297	7987	430	10	41 x 51		
400 E 34 T - 440 E 34 T	8460	GBox: Fuller		92 ->			6034	7987	400	10	41 x 51		
400 E 34 T - 440 E 34 T	8460	GBox: ZF		92 ->			2789	7987	400	10	41 x 51		
400 E 38 T - 440 E 38 T - 440 E 38 T /P	8460	GBox: Fuller		92 ->			6034	7987	400	10	41 x 51		
400 E 38 T - 440 E 38 T - 440 E 38 T /P	8460	GBox: ZF		92 ->			2789	7987	400	10	41 x 51		
400 E 38 TXP	8460	GBox: Fuller		93 ->			6034	7987	400	10	41 x 51		
400 E 38 TXP	8460	GBox: ZF		93 ->			2789	7987	400	10	41 x 51		
400 E 42 T - 440 E 42 T 440 E 42 T/P	8210	GBox: Fuller	309 kW	93 ->	Y938	8996	6038	7987	430	10	41 x 51		
400 E 42 T - 440 E 42 T 440 E 42 T/P	8210	GBox: ZF		93 ->	Y929	8996	9297	7987	430	10	41 x 51		
440 E 38 TZ	8460	GBox: Fuller		93 ->			6034	7987	400	10	41 x 51		
440 E 38 TZ	8460	GBox: ZF		93 ->			2789	7987	400	10	41 x 51		
440 E 39 T - E 39 T/P - E 39 T/FP-CT - E 39 TX/P	F3AE0681			99 ->	Y929	8996	9297	7987	430	10	41 x 51		
440 E 39 T - E 39 T/P - E 39 T/FP-CT - E 39 TX/P	F3AE0681			99 ->	Y930	8996	9297	7988	430	10	41 x 51		
440 E 42 TZ	8210	GBox: Fuller	309 kW	93 ->	Y938	8996	6038	7987	430	10	41 x 51		
440 E 42 TZ	8210	GBox: ZF		93 ->	Y929	8996	9297	7987	430	10	41 x 51		












		 				  	E. SASSONE			Ø	Z	Spines	
440 E 43 T - 440 E 43 T/P	F3AE0681			99 ->	Y929	8996	9297	7987	430	10	41 x 51		
EuroTech MT													
180 E 24 - 180 E 24 K	8360			92 -> 96			2346	7987	380	10	36 x 45		
180 E 27 - 180 E 27 K	8360			92 -> 96			2346	7987	380	10	36 x 45		
180 E 30 R - 190 E 30 - 190 E 30 K - 400 E 30 T	8460	GBox: Fuller		92 -> 98			6034	7987	400	10	41 x 51		
180 E 30 R - 190 E 30 - 190 E 30 K - 400 E 30 T	8460	GBox: ZF		92 -> 98			2969	7987	400	10	36 x 45		
190 E 24 - 190 E 24 K	8360			92 -> 96			2346	7987	380	10	36 x 45		
190 E 27 - 190 E 27 K	8360			92 -> 96			2346	7987	380	10	36 x 45		
MT 180 E 34 R - 400 E 34 T	8460	GBox: Fuller		92 -> 98			6034	7987	400	10	41 x 51		
MT 180 E 34 R - 400 E 34 T	8460	GBox: ZF		92 -> 98			2789	7987	400	10	41 x 51		
EuroTrakker													
MP 190 E 30 W/H - MP 260 E 30 H	8460			93 -> 04			2969	7987	400	10	36 x 45		
MP 190 E 31 H Cursor - 31 W Cursor	F2BE0681	GBox: 12AS 1800 DD		99 -> 04			2789	7987	400	10	41 x 51		
MP 190 E 31 H Cursor - 31 W Cursor	F2BE0681	GBox: 16S 109		99 -> 04			2969	7987	400	10	36 x 45		
MP 190 E 31 H Cursor - 31 W Cursor	F2BE0681	GBox: 9S 109		99 -> 04			2969	7987	400	10	36 x 45		
MP 190 E 31 H Cursor - 31 W Cursor	F2BE0681B			99 -> 04			6038	7987	430	10	41 x 51		
MP 190 E 31 W Cursor	F2BE0681	GBox: 12AS 1800 DD		99 -> 04			2789	7987	400	10	41 x 51		
MP 190 E 31 W Cursor	F2BE0681	GBox: 16S 109		99 -> 04			2969	7987	400	10	36 x 45		
MP 190 E 31 W Cursor	F2BE0681	GBox: 9S 109		99 -> 04			2969	7987	400	10	36 x 45		
MP 190 E 34 H	8460	GBox: Fuller		93 -> 04			6034	7987	400	10	41 x 51		
MP 190 E 34 H	8460	GBox: ZF		93 -> 04			2789	7987	400	10	41 x 51		
MP 190 E 34 W	8460	GBox: Fuller		93 -> 04			6034	7987	400	10	41 x 51		
MP 190 E 34 W	8460	GBox: ZF		93 -> 04			2789	7987	400	10	41 x 51		
MP 190 E 35 H Cursor - W Cursor	F2BE0681			99 -> 04			2789	7987	400	10	41 x 51		
MP 190 E 37 H - 37 W	8210.42K		272 kW	93 -> 04	Y938	8996	6038	7987	430	10	41 x 51		
MP 190 E 38 W Cursor	F3AE0681			01 -> 04	Y929	8996	9297	7987	430	10	41 x 51		
MP 190 E 38 W Cursor	F3AE0681			01 -> 04	Y930	8996	9297	7988	430	10	41 x 51		
MP 190 E 42 H	8210	GBox: Fuller	309 kW	93 -> 04	Y938	8996	6038	7987	430	10	41 x 51		
MP 190 E 42 H	8210	GBox: ZF		93 -> 04	Y929	8996	9297	7987	430	10	41 x 51		
MP 190 E 42 W	8210	GBox: Fuller	309 kW	93 -> 04	Y938	8996	6038	7987	430	10	41 x 51		
MP 190 E 42 W	8210	GBox: ZF		93 -> 04	Y929	8996	9297	7987	430	10	41 x 51		
MP 190 E 44 W Cursor	F3AE0681			00 -> 04	Y929	8996	9297	7987	430	10	41 x 51		
MP 190 E 44 W Cursor	F3AE0681			01 -> 04	Y930	8996	9297	7988	430	10	41 x 51		
MP 260 E 31 H Cursor - HB Cursor	F2BE0681	GBox: 12AS 1800 DD		99 -> 04			2789	7987	400	10	41 x 51		
MP 260 E 31 H Cursor - HB Cursor	F2BE0681	GBox: 12AS 2301 DD		99 -> 04			2789	7987	400	10	41 x 51		
MP 260 E 31 H Cursor - HB Cursor	F2BE0681	GBox: 16S 109		99 -> 04			2969	7987	400	10	36 x 45		
MP 260 E 31 H Cursor - HB Cursor	F2BE0681	GBox: 9S 109		99 -> 04			2969	7987	400	10	36 x 45		
MP 260 E 34 H	8460	GBox: Fuller		93 -> 04			6034	7987	400	10	41 x 51		
MP 260 E 34 H	8460	GBox: ZF		93 -> 04			2789	7987	400	10	41 x 51		
MP 260 E 34 W	8460	GBox: Fuller		93 -> 04			6034	7987	400	10	41 x 51		
MP 260 E 34 W	8460	GBox: ZF		93 -> 04			2789	7987	400	10	41 x 51		
MP 260 E 35 H Cursor - W Cursor	F2BE0681	GBox: 12AS 1800 DD		99 -> 04			2789	7987	400	10	41 x 51		
MP 260 E 35 H Cursor - W Cursor	F2BE0681	GBox: 12AS 2301 DD		99 -> 04			2789	7987	400	10	41 x 51		
MP 260 E 35 H Cursor - W Cursor	F2BE0681	GBox: 16S 151		99 -> 04			2789	7987	400	10	41 x 51		
MP 260 E 35 H Cursor - W Cursor	F2BE0681	GBox: 16S 151+INT		99 -> 04			2789	7987	400	10	41 x 51		
MP 260 E 37 H	8210	GBox: Fuller	272 kW	93 -> 04	Y938	8996	6038	7987	430	10	41 x 51		
MP 260 E 37 H	8210	GBox: ZF		93 -> 04	Y929	8996	9297	7987	430	10	41 x 51		
MP 260 E 37 W	8210	GBox: Fuller	272 kW	93 -> 04	Y938	8996	6038	7987	430	10	41 x 51		
MP 260 E 37 W	8210	GBox: ZF		93 -> 04	Y929	8996	9297	7987	430	10	41 x 51		
MP 260 E 38 H Cursor - W Cursor	F3AE0681			01 -> 04	Y929	8996	9297	7987	430	10	41 x 51		
MP 260 E 42 H	8210	GBox: Fuller	309 kW	93 -> 04	Y938	8996	6038	7987	430	10	41 x 51		
MP 260 E 42 H	8210	GBox: ZF		93 -> 04	Y929	8996	9297	7987	430	10	41 x 51		
MP 260 E 42 W	8210	GBox: Fuller	309 kW	93 -> 04	Y938	8996	6038	7987	430	10	41 x 51		
MP 260 E 42 W	8210	GBox: ZF		93 -> 04	Y929	8996	9297	7987	430	10	41 x 51		
MP 260 E 44 H Cursor - W Cursor	F3AE0681			01 -> 04	Y929	8996	9297	7987	430	10	41 x 51		
MP 340 E 34 H	8460	GBox: Fuller		93 -> 04			6034	7987	400	10	41 x 51		












		 				  	E. SASSONE			Ø	Z	Spines	
MP 340 E 34 H	8460	GBox: ZF		93 -> 04			2789	7987	400	10	41 x 51		
MP 340 E 35 H Cursor - B Cursor	F2BE0681			99 -> 04			2789	7987	400	10	41 x 51		
MP 340 E 37 H - 42 H	8210.42K/L	GBox: Fuller	272 - 309 kW	93 -> 04	Y938	8996	6038	7987	430	10	41 x 51		
MP 340 E 37 H - 42 H	8210.42K/L	GBox: ZF		93 -> 04	Y929	8996	9297	7987	430	10	41 x 51		
MP 340 E 38 H Cursor - HB Cursor	F3AE0681			01 -> 04	Y929	8996	9297	7987	430	10	41 x 51		
MP 340 E 38 H Cursor - HB Cursor	F3AE0681			01 -> 04	Y930	8996	9297	7988	430	10	41 x 51		
MP 340 E 44 H Cursor - HB Cursor	F3AE0681			01 -> 04	Y929	8996	9297	7987	430	10	41 x 51		
MP 340 E 44 H Cursor - HB Cursor	F3AE0681			01 -> 04	Y930	8996	9297	7988	430	10	41 x 51		
MP 380 E 31							6038	7987	430	10	41 x 51		
MP 380 E 34 H	8460	GBox: Fuller		93 -> 04			6034	7987	400	10	41 x 51		
MP 380 E 34 H	8460	GBox: ZF		93 -> 04			2789	7987	400	10	41 x 51		
MP 380 E 37 H	8210	GBox: Fuller	272 kW	93 -> 04	Y938	8996	6038	7987	430	10	41 x 51		
MP 380 E 37 H	8210	GBox: ZF		93 -> 04	Y929	8996	9297	7987	430	10	41 x 51		
MP 380 E 37 W	8210	GBox: Fuller	272 kW	93 -> 04	Y938	8996	6038	7987	430	10	41 x 51		
MP 380 E 37 W	8210	GBox: ZF		93 -> 04	Y929	8996	9297	7987	430	10	41 x 51		
MP 380 E 38 W Cursor	F3AE0681			01 -> 04	Y929	8996	9297	7987	430	10	41 x 51		
MP 380 E 42 H - 42 W	8210	GBox: Fuller	309 kW	93 -> 04	Y938	8996	6038	7987	430	10	41 x 51		
MP 380 E 42 H - 42 W	8210	GBox: ZF		93 -> 04	Y929	8996	9297	7987	430	10	41 x 51		
MP 380 E 44 H Cursor - W Cursor	F3AE0681			01 -> 04	Y929	8996	9297	7987	430	10	41 x 51		
MP 400 E 31							6038	7987	430	10	41 x 51		
MP 400 E 34 HT	8460	GBox: Fuller		93 -> 04			6034	7987	400	10	41 x 51		
MP 400 E 34 HT	8460	GBox: ZF		93 -> 04			2789	7987	400	10	41 x 51		
MP 400 E 37 HT - 37 WT	8210.42K/L	GBox: Fuller	272 - 309 kW	93 -> 04	Y938	8996	6038	7987	430	10	41 x 51		
MP 400 E 37 HT - 37 WT	8210.42K/L	GBox: ZF		93 -> 04	Y929	8996	9297	7987	430	10	41 x 51		
MP 400 E 42 HT - 42 WT	8460	GBox: Fuller	309 kW	93 -> 04	Y938	8996	6038	7987	430	10	41 x 51		
MP 400 E 42 HT - 42 WT	8460	GBox: ZF		93 -> 04	Y929	8996	9297	7987	430	10	41 x 51		
MP 410 E 37 H	8210	GBox: Fuller	272 kW	93 -> 04	Y938	8996	6038	7987	430	10	41 x 51		
MP 410 E 37 H	8210	GBox: ZF		93 -> 04	Y929	8996	9297	7987	430	10	41 x 51		
MP 410 E 37 H	8210	GBox: ZF		93 -> 04	Y930	8996	9297	7988	430	10	41 x 51		
MP 410 E 38 H Cursor	F3AE0681			93 -> 04	Y929	8996	9297	7987	430	10	41 x 51		
MP 410 E 42 H - 42 W	8210	GBox: Fuller	309 kW	93 -> 04	Y938	8996	6038	7987	430	10	41 x 51		
MP 410 E 42 H - 42 W	8210	GBox: ZF		93 -> 04	Y929	8996	9297	7987	430	10	41 x 51		
MP 410 E 44 H Cursor	F3AE0681			01 -> 04	Y929	8996	9297	7987	430	10	41 x 51		
MP 440 E 34 HT	8460	GBox: Fuller		93 -> 04			6034	7987	400	10	41 x 51		
MP 440 E 34 HT	8460	GBox: ZF		93 -> 04			2789	7987	400	10	41 x 51		
MP 440 E 37 HT	8210	GBox: Fuller	272 kW	93 -> 04	Y938	8996	6038	7987	430	10	41 x 51		
MP 440 E 37 HT	8210	GBox: ZF		93 -> 04	Y929	8996	9297	7987	430	10	41 x 51		
MP 440 E 42 HT	8210	GBox: Fuller	309 kW	93 -> 04	Y938	8996	6038	7987	430	10	41 x 51		
MP 440 E 42 HT	8210	GBox: ZF		93 -> 04	Y929	8996	9297	7987	430	10	41 x 51		
MP 720 E 31							6038	7987	430	10	41 x 51		
MP 720 E 37 HT	8210	GBox: Fuller	272 kW	93 -> 04	Y938	8996	6038	7987	430	10	41 x 51		
MP 720 E 37 HT	8210	GBox: ZF		93 -> 04	Y929	8996	9297	7987	430	10	41 x 51		
MP 720 E 37 WT	8210	GBox: Fuller	272 kW	93 -> 04	Y938	8996	6038	7987	430	10	41 x 51		
MP 720 E 37 WT	8210	GBox: ZF		93 -> 04	Y929	8996	9297	7987	430	10	41 x 51		
MP 720 E 42 HT	8210	GBox: Fuller	309 kW	93 -> 04	Y938	8996	6038	7987	430	10	41 x 51		
MP 720 E 42 HT	8210	GBox: ZF		93 -> 04	Y929	8996	9297	7987	430	10	41 x 51		
MP 720 E 42 WT	8210	GBox: Fuller	309 kW	93 -> 04	Y938	8996	6038	7987	430	10	41 x 51		
MP 720 E 42 WT	8210	GBox: ZF		93 -> 04	Y929	8996	9297	7987	430	10	41 x 51		
M													
115-17 - 135-17 - 135-17 T	8060			83 -> 85			2458	7917	330	10	31 x 38		
115-17 - 115-17 H	8060	GBox: Fiat - ZF		86 -> 91			2458		330	10	31 x 38		
135-17 - 135-17 H - 135-17 T - 145-17	8060	GBox: Fiat - ZF		86 -> 91			2458		330	10	31 x 38		
159-17	8360	GBox: ZF		82 -> 86			2462		350	10	31 x 38		
165-24 R - 165-24 T	8220.22.002/102	GBox: ZF		82 -> 86			2346		380	10	36 x 45		
165-24 R - 165-24 T	8220.22.002/102	GBox: Fuller		82 -> 86			2346		380	10	36 x 45		
175-17	8060	GBox: ZF		86 -> 92			2458		330	10	31 x 38		












		 				  	E. SASSONE						
175-24 - 175-24 T	8460	GBox: ZF		86 -> 92		2346		380	10	36 x 45			
175-24 - 175-24 T	8460	GBox: Fuller		86 -> 92		2346		380	10	36 x 45			
MK													
75-9 A - 75-9 H	F4L913			83 -> 89									
80-13 A - AH - AT	BF6L913T			83 -> 91		0734		300	10	31 x 38			
90-13 A - 90-13 AH	BF6L913T			83 -> 91		0734		300	10	31 x 38			
110-13 A - 110-13 AH	BF6L913T			83 -> 91		0734		300	10	31 x 38			
80-13 AW	BF6L913T			83 -> 91		0734		300	10	31 x 38			
80-16 A - 80-16 AW	BF6L913			83 -> 91		2462		350	10	31 x 38			
110-16 A - 110-16 AH - 110-16 AT	BF6L913			83 -> 91		2462		350	10	31 x 38			
130-13 A - 130-13 AH	BF6L913T	for: Version 42231628/9		83 -> 91		0734		300	10	31 x 38			
130-16 A - 130-16 AH	BF6L913	for: Version 42231628/9		83 -> 91		2462		350	10	31 x 38			
OM 35 - 616													
OM 35				85 ->		0382		250	10	26 x 32			
OM 40 /35				76 -> 85		0382		250	10	26 x 32			
OM 40				76 ->		0382		250	10	26 x 32			
OM 45				85 ->		0382		250	10	26 x 32			
OM 50				85 ->		0382		250	10	26 x 32			
OM 616				76 ->		0382		250	10	26 x 32			
OM 55 - 65 - 70 - 75						0225		280	10	29 x 35			
P/PA													
120-13 ANW	F6L913			83 -> 90		1767		295	10	32 x 40			
120-16 ANW - 120-17 ANW	BF6L913			83 -> 89		1767		295	10	32 x 40			
120-16 ANW - 120-17 ANW	BF6L913	for: Version 42231928/9		83 -> 89		1696		350	10	36 x 45			
159-17 H	8360	GBox: ZF		82 -> 86		2462		350	10	31 x 38			
160-23 AH	F8L413F		PTO	84 -> 89		1615	7906	420	10	36 x 45			
160-23 AH	F8L413F		PTO	84 -> 89		1951		420	10	36 x 45			
160-23 AHW	F8L413F			82 -> 85		2346	7906	380	10	36 x 45			
160-23 AHW	F8L413F			84 -> 89		2346	7906	380	10	36 x 45			
160-23 AHW	F8L413F			84 -> 89		1615	7906	420	10	36 x 45			
160-23 AHW	F8L413F		PTO	86 -> 89		1951		420	10	36 x 45			
160-30 AH - 160-30 AHW	BF8L513	GBox: ZF		86 -> 89		1936	7906	420	10	36 x 45			
170-23 AH	F8L513			88 -> 90		1615	7906	420	10	36 x 45			
170-23 AH - 170-34 AH - 170-34 AHW	BF8L513.			89 -> 90		1936	7906	420	10	36 x 45			
170-23 AHW - 170-23 AHW - 180-23 AHW	F8L513F	GBox: ZF		88 -> 93		2346		380	10	36 x 45			
170-23 AHW - 170-23 AHW - 180-23 AHW	F8L513F	GBox: ZF		88 -> 93		1615	7906	420	10	36 x 45			
170-25 AH - 170-25 AHW - 180-25 AHW	F8L513F	GBox: ZF				1615	7906	420	10	36 x 45			
170-25 AH - 180-25 AH	F8L413F		PTO			1951		420	10	36 x 45			
170-25 AH - 180-25 AH	F8L513F	GBox: ZF				1615	7906	420	10	36 x 45			
180-23 AH - 180-34 AH - 180-34 AHW	F8L513			91 -> 93		1936	7906	420	10	36 x 45			
190-25 AH - 190-25 AHW	F8L413F	GBox: ZF		83 -> 86		1615	7906	420	10	36 x 45			
190-30 H	8210	GBox: Fuller		87 -> 92		1936	7906	420	10	36 x 45			
190-30 HT	8210.22....			89 -> 92		1936		420	10	36 x 45			
190-30 HW	8210.22....			87 -> 92		1936		420	10	36 x 45			
190-32 AH - 190-32 AHW	F10L413F			83 -> 85		1936	7906	420	10	36 x 45			
260-25 AH - 260-25 AHW	F8L413F	GBox: ZF				1615	7906	420	10	36 x 45			
260-25 AHB	F8L413F	GBox: ZF				2346	7906	380	10	36 x 45			
260-25 AN	F8L413F	GBox: ZF		83 -> 86		2346	7906	380	10	36 x 45			
260-25 AN - 260-25 ANW	F8L413F	GBox: ZF		83 -> 86		1615	7906	420	10	36 x 45			
260-30 AH - AHT - AHW	BF8L513	GBox: ZF		86 -> 92		1936	7906	420	10	36 x 45			
260-32 AH - AHT - AHW	F10L413F	GBox: ZF		83 -> 85		1936	7906	420	10	36 x 45			
260-34 AH - AHT - AHW	BF8L513	GBox: ZF		86 -> 92		1936	7906	420	10	36 x 45			
300-30 AH - 300-30 AHB	BF8L513	GBox: ZF		87 -> 89		1936	7906	420	10	36 x 45			
330-30 AN - 330-30 ANW	BF8L513	GBox: ZF/Fuller		86 -> 90		1936	7906	420	10	36 x 45			
330-30 ANW						9216		430	10	41 x 51			
330-30 H - 330-30 HT	8210		OE with predamper	88 -> 92		1931		420	10	36 x 45			












		 				  	E. SASSONE			Ø	Z	Spines	
330-30 H - 330-30 HT	8210			88 -> 92		1936	7906	420	10	36 x 45			
330-30 HW	8210.22X.523			88 -> 92		1936		420	10	36 x 45			
330-30 HW	8210.22X.523			88 -> 92									
330-30 N	8210.22X.575			87 -> 92			7906						
330-30 N	8210.22X.575			87 -> 92		1936		420	10	36 x 45			
330-30 N - 330-30 NW	8210.22X.575			87 -> 92		1936	7987	420	10	36 x 45			
330-36 H	8210.42.210 - 270	GBox: ZF		89 -> 92		9216		430	10	41 x 51			
330-36 H	8210.42.210 - 270	GBox: Fuller	265 kW	89 -> 92		6038		430	10	41 x 51			
330-36 H	8210.42.210 - 270		PTO	89 -> 92		6257		380	10	41 x 51			
330-36 HT - 330-36 HW	8210.42.237 - 270	GBox: Fuller		89 -> 92		9216		430	10	41 x 51			
330-36 HT - 330-36 HW	8210.42.237 - 270	GBox: ZF/Fuller	265 kW	89 -> 92		6038		430	10	41 x 51			
340-34 AH	BF8L513			89 -> 92		1936		420	10	36 x 45			
340-34 AH	BF8L513			89 -> 92			7906						
Sirius													
K	F4L514							280					
S	F4L514						7944	280					
Stralis													
Starlis Euro 6	Cursor11	480 PS				9337	7988	430	10	41 x 51			
Starlis Euro 6	Cursor13	500 - 560 PS				9337	7988	430	10	41 x 51			
AD 190 S30 - AT 190 S31	F2BE3681C			04 ->			7987	430	10				
AD 190 S30 - S31 - AT 190 S31	F2BE0681	GBox: 12AS-2301 DD		03 ->		2789	7987	400	10	41 x 51			
AD 190 S30 - S31 - AT 190 S31	F2BE0681	GBox: 16S-109		03 ->		2969	7987	400	10	36 x 45			
AD 190 S30 - S31 - AT 190 S31	F2BE0681	GBox: 9S-109		03 ->		2969	7987	400	10	36 x 45			
AD 190 S31-S33 - AT 190 S31-S33	Cursor9	GBox: 9 S 1310TO		13 ->				430	10				
AD 190 S31-S33 - AT 190 S31-S33	Cursor9			13 ->		9297		430	10	41 x 51			
AD 190 S33 - AT 190 S33	F2BE3681			06 ->		9297	7988	430	10	41 x 51			
AD 190 S33 - AT 190 S33	F2BE3681			07 ->		9297	7987	430	10	41 x 51			
AD 190 S35-S36 - AT 190 S36	F2BE3681	GBox: 12AS-1930TD		03 ->		9297	7988	430	10	41 x 51			
AD 190 S35-S36 - AT 190 S36	F2BE0681	GBox: 12AS-2301 DD		03 ->		2789	7987	400	10	41 x 51			
AD 190 S35-S36 - AT 190 S36	F2BE0681	GBox: 16S-151		03 ->		2789	7987	400	10	41 x 51			
AD 190 S35-S36 - AT 190 S36	F2BE3681	GBox: 16S-1620TD		03 ->		9297	7987	430	10	41 x 51			
AD 190 S35-S36 - AT 190 S36	F2BE3681A			03 ->		9297		430	10	41 x 51			
AD 190 S35-S36 - AT 190 S36	F2BE0681A			03 ->		9297		430	10	41 x 51			
AD 190 S36 - AT 190 S36	F2BE3681A			07 ->		9297	7988	430	10	41 x 51			
AD 190 S36 - AT 190 S36	F2BE3681A			07 ->		9297		430	10	41 x 51			
AD 190 S36-40 - AT 190 S36-40	Cursor9			13 ->		9297	7988	430	10	41 x 51			
AD 190 S40 - AT 190 S40	F3AE0681	GBox: 12AS-2301DD		03 ->	Y929	8996	9297	7987	430	10	41 x 51		
AD 190 S40 - AT 190 S40	F3AE0681	GBox: 12AS-2301DD		03 ->	Y930	8996	9297	7988	430	10	41 x 51		
AD 190 S40 - AT 190 S40	F3AE0681	GBox: 16S-181		03 ->	Y929	8996	9297	7987	430	10	41 x 51		
AD 190 S40 - AT 190 S40	F3AE0681	GBox: 16S-181		03 ->	Y930	8996	9297	7988	430	10	41 x 51		
AD 190 S42 - AS 190 S42 - AT 190 S42	Cursor11			13 ->			9337	7988	430	10	41 x 51		
AD 190 S42 - AT 190 S42	F3AE3681	GBox: 16S-1920TD		06 ->				7988	430	10			
AD 190 S42 - AT 190 S42	F3AE3681	GBox: 12AS-1930TD		06 ->			9297	7988	430	10	41 x 51		
AD 190 S43 - AT 190 S43	F3AE0681	GBox: 12AS-2301DD		03 ->	Y929	8996	9297	7987	430	10	41 x 51		
AD 190 S43 - AT 190 S43	F3AE0681	GBox: 12AS-2301DD		03 ->	Y930	8996	9297	7988	430	10	41 x 51		
AD 190 S43 - AT 190 S43	F3AE0681	GBox: 16S-181		03 ->	Y929	8996	9297	7987	430	10	41 x 51		
AD 190 S43 - AT 190 S43	F3AE0681	GBox: 16S-181		03 ->	Y930	8996	9297	7988	430	10	41 x 51		
AD 190 S45 - AT 190 S45	F3AE3681	GBox: 16S-2220TD		06 ->				7987	430	10			
AD 190 S45 - AT 190 S45	F3AE3681	GBox: 12AS-2330TD		06 ->			9297	7988	430	10	41 x 51		
AD 190 S45 - AT 190 S45	F3AE3681A	GBox: ZF 16S-1920TD		06 ->				430	10				
AD 190 S46 - AS 190 S46 - AT 190 S46	Cursor13			13 ->			9337	7988	430	10	41 x 51		
AD 190 S46 - AS 190 S46 - AT 190 S46	Cursor11			13 ->			9337	7988	430	10	41 x 51		
AD 260 S31-S33 - AT 260 S31-33	Cursor9	GBox: 9 S 1310TO		13 ->				430	10				
AD 260 S31-S33 - AT 260 S31-33	Cursor9			13 ->			9297	430	10	41 x 51			
AD 260 S35 - AT 260 S35	F2BE0681	GBox: 6S-151		02 ->			2789	400	10	41 x 51			
AD 260 S36-40 - AT 260 S36-40	Cursor9			13 ->			9297	430	10	41 x 51			












						  	E. SASSONE			Ø	Z	Spines	
AD 260 S42 - AS 260 S42 - AT 260 S42	F3AE3681	GBox: 16S-1920TD		07 ->				7988	430	10			
AD 260 S42 - AS 260 S42 - AT 260 S42	F3AE3681B	GBox: ZF16S-1920TD		07 ->					430	10			
AD 260 S42 - AS 260 S42 - AT 260 S42	Cursor11			13 ->			9337		430	10	41 x 51		
AD 260 S42 - AT 260 S42	F3AE3681	GBox: 16S-1920TD		06 ->				7988	430	10			
AD 260 S42 - AT 260 S42	F3AE3681B	GBox: ZF16S-1920TD		06 ->					430	10			
AD 260 S43 - AT 260 S43	F3AE0681D	GBox: ZF16S-181		03 ->	Y929	8996	9297	7987	430	10	41 x 51		
AD 260 S43 - AT 260 S43	F3AE0681D	GBox: ZF16S-181		03 ->	Y930	8996	9297	7988	430	10	41 x 51		
AD 260 S45 - AS 260 S45 - AT 260 S45	F3AE3681	GBox: 16S-1920TD		07 ->					430	10			
AD 260 S45 - AS 260 S45 - AT 260 S45	F3AE3681	GBox: 16S-2220TD		07 ->					430	10			
AD 260 S45 - AS 260 S45 - AT 260 S45	F3AE3681A	GBox: ZF16S-1920TD		07 ->					430	10			
AD 260 S45 - AT 260 S45	F3AE3681	GBox: 16S-2220TD		06 ->				7988	430	10			
AD 260 S45 - AT 260 S45	F3AE3681A	GBox: ZF16S-1920TD		06 ->				7988	430	10			
AD 260 S46 - AS 260 S46 - AT 260 S46	Cursor11			13 ->			9337		430	10	41 x 51		
AD 440 S42 - AS 440 S42 - AT 440 S42	F3AE3681	GBox: 16S-1920TD		06 ->					430	10			
AD 440 S42 - AS 440 S42 - AT 440 S42	F3AE3681B/D	GBox: ZF16S-1920TD		06 ->				7988	430	10			
AD 440 S42 - AS 440 S42 - AT 440 S42	F3GFE111D	GBox: ZF16S-1920TD		13 ->	Y929	8996	9297	7987	430	10	41 x 51		
AD 440 S43 - AS 440 S43 - AT 440 S43	F3AE0681D	GBox: ZF16S-1920TD		13 ->	Y930	8996	9297	7988	430	10	41 x 51		
AD 440 S45 - AS 440 S45 - AT 440 S45	F3AE3681	GBox: 16S-2220TO		06 ->				7988	430	10			
AD 440 S45 - AS 440 S45 - AT 440 S45	F3AE3681A	GBox: ZF16S-1920TD		06 ->					430	10			
AD 440 S46 - AS 440 S46 - AT 440 S46	Cursor11			13 ->			9337		430	10	41 x 51		
AD 440 S48 - AS 440 S48 - AT 440 S48	Cursor13	GBox: 16 S 2220 TO		13 ->			9337	7988	430	10	41 x 51		
AS 190 S40	F3AE0681	GBox: 12AS-2301DD		02 ->	Y929	8996	9297	7987	430	10	41 x 51		
AS 190 S40	F3AE0681	GBox: 16S-181		02 ->	Y929	8996	9297	7987	430	10	41 x 51		
AS 190 S45	F3AE3681	GBox: 16S-2220TD		06 ->				7988	430	10			
AS 190 S48	F3BE0681			02 ->	Y929	8996	9297	7987	430	10	41 x 51		
AS 190 S50	F3BE3681	GBox: 12AS-2330TD		06 ->			9337	7988	430	10	41 x 51		
AS 190 S50	F3BE3681	GBox: 12AS-2330TD		06 ->			9337	7987	430	10	41 x 51		
AS 190 S50	F3BE3681	GBox: 16S-2320TD		06 ->			9337	7987	430	10	41 x 51		
AS 260 S40	F3AE0681			02 ->	Y929	8996	9297	7987	430	10	41 x 51		
AS 260 S43	F3AE0681D	GBox: ZF16S-1920TD		02 ->				7988	430	10			
AS 260 S43	F3AE0681			02 ->	Y929	8996	9297	7987	430	10	41 x 51		
AS 260 S43	F3AE3681	GBox: 16S-1920TD		05 ->					430	10			
AS 260 S44	F3BE0681	GBox: 16AS 2601 DD		02 ->	Y929	8996	9297	7987	430	10	41 x 51		
AS 260 S48 - AS 260 S54	F3AE0681			02 ->	Y929	8996	9297	7987	430	10	41 x 51		
AS 440 S35	F2BE0681	GBox: 16S-151						2789	400	10	41 x 51		
AS 440 S40	F3AE0681			02 ->	Y929	8996	9297	7987	430	10	41 x 51		
AS 440 S42 - AT 440 S42	F3AE3681	GBox: 16S-1920TD		06 ->				7988	430	10			
AS 440 S42 - AT 440 S42	F3AE3681B/D	GBox: ZF16S-1920TD		06 ->					430	10			
AS 440 S43	F3AE0681D	GBox: ZF16S-1920TD		02 ->					430	10			
AS 440 S43	F3AE0681			02 ->	Y929	8996	9297	7987	430	10	41 x 51		
AS 440 S44	F3BE0681	GBox: 16S-221			Y929	8996	9297	7987	430	10	41 x 51		
AS 440 S45	F3AE3681A	GBox: ZF16S-1920TD		06 ->					430	10			
AS 440 S45 - AT 440 S45	F3AE3681	GBox: 16S-2220TD		06 ->				7988	430	10			
AS 440 S45 - AT 440 S45	F3AE3681A	GBox: ZF16S-1920TD		06 ->					430	10			
AS 440 S48 - AS 440 S54	F3AE0681			02 ->	Y929	8996	9297	7987	430	10	41 x 51		
AS 440 S48 - AS 440 S54	F3AE0681			02 ->	Y930	8996	9297	7988	430	10	41 x 51		
Trakker													
Trakker Euro 6	Cursor9	for: 400 PS						9297	7988	430	10	41 x 51	
Trakker Euro 6	Cursor11	for: 420 PS						9337	7988	430	10	41 x 51	
Trakker Euro 6	Cursor11	for: 460 PS						9337	7988	430	10	41 x 51	
Trakker Euro 6	Cursor11	for: 480 PS						9337	7988	430	10	41 x 51	
Trakker Euro 6	Cursor13	for: 450 PS						9337	7988	430	10	41 x 51	
Trakker Euro 6	Cursor13	for: 480 PS						9337	7988	430	10	41 x 51	
Trakker Euro 6	Cursor13	for: 500 PS						9337	7988	430	10	41 x 51	
Trakker Euro 6	Cursor13	for: 560 PS						9337	7988	430	10	41 x 51	
AD 180T27 W	F2BE0681	GBox: 9S109		05 ->				2969	400	10	36 x 45		



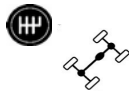







		 			   	E. SASSONE			Ø	Z	Splines	
AD 190T27	F2BE0681	GBox: 9S109		05 ->			2969		400	10	36 x 45	
AD 190T31 - AD 190T31W - AT 190T31 - AT 190T31 W	F2BE0681	GBox: 12AS2301DD		04 ->			2789		400	10	41 x 51	
AD 190T31 - AD 190T31W - AT 190T31 - AT 190T31 W	F2BE0681	GBox: 16S109		04 ->			2969		400	10	36 x 45	
AD 190T31 - AD 190T31W - AT 190T31 - AT 190T31 W	F2BE0681	GBox: 9S109		04 ->			2969		400	10	36 x 45	
AD 190T31 - AD 190T31W - AT 190T31 - AT 190T31 W	Cursor9	GBox: 9 S 1310TO		13 ->					430	10		
AD 190T31 - AD 190T31W - AT 190T31 - AT 190T31 W	Cursor9			13 ->			9297	7988	430	10	41 x 51	
AD 190T33 - AD 190T33W - AT 190T33 - AT 190T33 W	F2BE3681	GBox: 12AS1420TD		06 ->			9297	7988	430	10	41 x 51	
AD 190T33 - AD 190T33W - AT 190T33 - AT 190T33 W	F2BE3681	GBox: 12AS1930TD		06 ->			9297	7987	430	10	41 x 51	
AD 190T33 - AD 190T33W - AT 190T33 - AT 190T33 W	F2BE3681	GBox: 12AS1930TD		06 ->			9297	7987	430	10	41 x 51	
AD 190T33 - AD 190T33W - AT 190T33 - AT 190T33 W	F2BE3681	GBox: 16S1620TD		06 ->			9297	7988	430	10	41 x 51	
AD 190T35 - AD 190T35W - AT 190T35 - AT 190T35 W	F2BE3681	GBox: 12AS1930TD		04 ->			9297	7987	430	10	41 x 51	
AD 190T35 - AD 190T35W - AT 190T35 - AT 190T35 W	F2BE3681	GBox: 12AS1930TD		04 ->			9297	7988	430	10	41 x 51	
AD 190T35 - AD 190T35W - AT 190T35 - AT 190T35 W	F2BE0681	GBox: 12AS2301DD		04 ->			2789	7987	400	10	41 x 51	
AD 190T35 - AD 190T35W - AT 190T35 - AT 190T35 W	F2BE0681	GBox: 16S151		04 ->			2789	7987	400	10	41 x 51	
AD 190T36 - AD 190T36W - AT 190T36 - AT 190T36 W	Cursor9		Euro 6	13 ->			9297	7987	430	10	41 x 51	
AD 190T38 - AD 190T38W - AT 190T38 - AT 190T38 W	F3BE0681	GBox: 12AS2301OD		04 ->	Y929	8996	9297	7987	430	10	41 x 51	
AD 190T38 - AD 190T38W - AT 190T38 - AT 190T38 W	F3BE3681	GBox: 12AS2330TO		04 ->	Y930	8996	9297	7988	430	10	41 x 51	
AD 190T38 - AD 190T38W - AT 190T38 - AT 190T38 W	F3BE3681	GBox: 12AS2330TO		04 ->			9337		430	10	41 x 51	
AD 190T38 - AD 190T38W - AT 190T38 - AT 190T38 W	F3BE0681	GBox: 16S151OD		04 ->	Y929	8996	9297	7987	430	10	41 x 51	
AD 190T38 - AD 190T38W - AT 190T38 - AT 190T38 W	F3BE3681	GBox: 16S2220TO		04 ->			9337		430	10	41 x 51	
AD 190T41 - AD 190T41W - AT 190T41 - AT 190T41 W	F3BE3681	GBox: 12AS2330TO		06 ->			9337	7988	430	10	41 x 51	
AD 190T41 - AD 190T41W - AT 190T41 - AT 190T41 W	F3BE3681	GBox: 12AS2330TO		06 ->			9337	7987	430	10	41 x 51	
AD 190T41 - AD 190T41W - AT 190T41 - AT 190T41 W	F3BE3681	GBox: 16S2220TO		06 ->			9337	7987	430	10	41 x 51	
AD 190T44 - AD 190T44W - AT 190T44 - AT 190T44 W	F3BE0681	GBox: 12AS2301OD		04 ->	Y929	8996	9297	7987	430	10	41 x 51	
AD 190T44 - AD 190T44W - AT 190T44 - AT 190T44 W	F3BE3681	GBox: 12AS2330TO		04 ->	Y930	8996	9297	7988	430	10	41 x 51	
AD 190T44 - AD 190T44W - AT 190T44 - AT 190T44 W	F3BE3681	GBox: 12AS2330TO		04 ->			9337	7987	430	10	41 x 51	
AD 190T44 - AD 190T44W - AT 190T44 - AT 190T44 W	F3BE0681	GBox: 16S181OD		04 ->	Y929	8996	9297	7987	430	10	41 x 51	
AD 190T44 - AD 190T44W - AT 190T44 - AT 190T44 W	F3BE3681	GBox: 16S2220TO		04 ->			9337	7987	430	10	41 x 51	
AD 260T31 - AT 260T31	F2BE0681	GBox: 12AS2301DD		05 ->			2789		400	10	41 x 51	
AD 260T31 - AT 260T31	F2BE0681	GBox: 16S109		05 ->			2969		400	10	36 x 45	
AD 260T31 - AT 260T31	F2BE0681	GBox: 9S109		05 ->			2969		400	10	36 x 45	
AD 260T33 - AT 260T33	F2BE3681	GBox: 12AS1420TD		07 ->			9297	7988	430	10	41 x 51	
AD 260T33 - AT 260T33	F2BE3681	GBox: 12AS1420TD		07 ->			9297	7987	430	10	41 x 51	
AD 260T33 - AT 260T33	F4AE3681	GBox: FS-8309A(B)		07 ->			9297	7988	430	10	41 x 51	
AD 260T35 - AD 260T35W - AT 260T35 - AT 260T35 W	F2BE0681	GBox: 12AS2301DD		05 ->			2789		400	10	41 x 51	
AD 260T35 - AD 260T35W - AT 260T35 - AT 260T35 W	F2BE0681	GBox: 16S151		05 ->			2789		400	10	41 x 51	
AD 260T36 - AD 260T36W - AT 260T36 - AT 260T36 W	F2BE3681	GBox: 12AS1930TD		07 ->			9297	7988	430	10	41 x 51	
AD 260T36 - AD 260T36W - AT 260T36 - AT 260T36 W	F2BE3681	GBox: 12AS1930TD		07 ->			9297	7987	430	10	41 x 51	
AD 260T36 - AD 260T36W - AT 260T36 - AT 260T36 W	F2BE3681	GBox: 16S1620TD		07 ->			9297	7987	430	10	41 x 51	
AD 260T36 - AT 260T36	Cursor9		Euro 6	13 ->			9297		430	10	41 x 51	
AD 260T38 - AD 260T38W - AT 260T38 - AT 260T38 W	F3BE0681	GBox: 12AS2301OD		04 ->	Y929	8996	9297	7987	430	10	41 x 51	
AD 260T38 - AD 260T38W - AT 260T38 - AT 260T38 W	F3BE0681	GBox: 16S151OD		05 ->	Y929	8996	9297	7987	430	10	41 x 51	
AD 260T38 - AD 260T38W - AT 260T38 - AT 260T38 W	F3BE0681	GBox: 16S151OD		05 ->	Y930	8996	9297	7988	430	10	41 x 51	
AD 260T41 - AD 260T41W - AT 260T41 - AT 260T41 W	F3BE3681	GBox: 12AS2330TO		06 ->			9337	7988	430	10	41 x 51	
AD 260T41 - AD 260T41W - AT 260T41 - AT 260T41 W	F3BE3681	GBox: 12AS2330TO		06 ->			9337	7987	430	10	41 x 51	
AD 260T44 - AD 260T44W - AT 260T44 - AT 260T44 W	F3BE0681	GBox: 12AS2301OD		05 ->	Y929	8996	9297	7987	430	10	41 x 51	
AD 260T44 - AD 260T44W - AT 260T44 - AT 260T44 W	F3BE0681	GBox: 16S181OD		05 ->	Y929	8996	9297	7987	430	10	41 x 51	
AD 260T45 - AD 260T45W - AT 260T45 - AT 260T45 W	F3BE3681	GBox: 12AS2330TO		06 ->			9337	7988	430	10	41 x 51	
AD 260T45 - AD 260T45W - AT 260T45 - AT 260T45 W	F3BE3681	GBox: 12AS2330TO		06 ->			9337	7988	430	10	41 x 51	
AD 260T45 - AD 260T45W - AT 260T45 - AT 260T45 W	F3BE3681	GBox: 16S2220TO		06 ->			9337	7987	430	10	41 x 51	
AD 260T45 - AD 260T45W - AT 260T45 - AT 260T45 W	F3BE3681	GBox: 16S2220TO		06 ->			9337	7987	430	10	41 x 51	
AD 260T48 - AT 260T48	F3BE0681	GBox: 12AS2301OD		05 ->	Y929	8996	9297	7987	430	10	41 x 51	
AD 260T48 - AT 260T48	F3BE0681	GBox: 16S221OD		05 ->	Y929	8996	9297	7987	430	10	41 x 51	
AD 260T50 - AT 260T50	F3BE3681	GBox: 12AS2330TO		06 ->			9337	7988	430	10	41 x 51	
AD 260T50 - AT 260T50	F3BE3681	GBox: 12AS2330TO		06 ->			9337	7987	430	10	41 x 51	
AD 260T50 - AT 260T50	F3BE3681	GBox: 16S2520TO		06 ->			9337	7987	430	10	41 x 51	












		 				  	E. SASSONE			Ø	Z	Spines	
AD 340T36 - AT 340T36	F2BE3681	GBox: 12AS1930TD		06 ->			9297	7988		430	10	41 x 51	
AD 340T36 - AT 340T36	Cursor9		Euro 6	13 ->			9297			430	10	41 x 51	
AD 340T41 - AT 340T41 - AD 340T41 B	F3BE3681	GBox: 12AS2330TO		06 ->			9337	7988		430	10	41 x 51	
AD 340T41 - AT 340T41 - AD 340T41 B	F3BE3681	GBox: 12AS2330TO		06 ->			9337	7987		430	10	41 x 51	
AD 340T41 - AT 340T41 - AD 340T41 B	F3BE3681	GBox: 16S2220TO		06 ->			9337	7987		430	10	41 x 51	
AD 340T44 B - AT 340T44 B	F3BE0681	GBox: 12AS2301OD		05 ->	Y929	8996	9297	7987		430	10	41 x 51	
AD 340T44 B - AT 340T44 B	F3BE0681	GBox: 16S181OD		05 ->	Y929	8996	9297	7987		430	10	41 x 51	
AD 340T45 - AT 340T45 - AD 340T45 B	F3BE3681	GBox: 12AS2330TO		06 ->			9337	7988		430	10	41 x 51	
AD 340T45 - AT 340T45 - AD 340T45 B	F3BE3681	GBox: 12AS2330TO		06 ->			9337	7987		430	10	41 x 51	
AD 380T33 - AT 380T33	F2BE3681	GBox: 12AS1420TD		07 ->			9297			430	10	41 x 51	
AD 380T33 - AT 380T33	F2BE3681	GBox: 12AS1420TD		07 ->			9297			430	10	41 x 51	
AD 380T33 - AT 380T33	F4AE3681	GBox: FS-8309A(B)		07 ->			9297			430	10	41 x 51	
AD 380T36 - AT 380T36	F2BE3681	GBox: 12AS1930TD		07 ->			9297			430	10	41 x 51	
AD 380T36 - AT 380T36	F2BE3681	GBox: 12AS1930TD		07 ->			9297			430	10	41 x 51	
AD 380T36 - AT 380T36	F2BE3681	GBox: 16S1620TD		07 ->			9297			430	10	41 x 51	
AD 380T38 - AT 380T38 - AD 380T38 B	F3BE0681	GBox: 12AS2301OD		05 ->	Y929	8996	9297	7987		430	10	41 x 51	
AD 380T38 - AT 380T38 - AD 380T38 B	F3BE0681	GBox: 16S151OD		05 ->	Y929	8996	9297	7987		430	10	41 x 51	
AD 380T38 - AT 380T38 - AD 380T38 B	F3BE0681	GBox: 16S221OD		05 ->	Y929	8996	9297	7987		430	10	41 x 51	
AD 380T41 - AD 380T41W - AT 380T41 - AT 380T41 W	F3BE3681	GBox: 12AS2330TO		06 ->			9337			430	10	41 x 51	
AD 380T41 - AD 380T41W - AT 380T41 - AT 380T41 W	F3BE3681	GBox: 12AS2330TO		06 ->			9337			430	10	41 x 51	
AD 380T44 - AD 380T44W - AT 380T44 - AT 380T44 W	F3BE0681	GBox: 12AS2301OD		05 ->	Y929	8996	9297	7987		430	10	41 x 51	
AD 380T44 - AD 380T44W - AT 380T44 - AT 380T44 W	F3BE0681	GBox: 16S181OD		05 ->	Y929	8996	9297	7987		430	10	41 x 51	
AD 380T45 - AD 380T45W - AT 380T45 - AT 380T45 W	F3BE3681	GBox: 12AS2330TO		06 ->			9337			430	10	41 x 51	
AD 380T45 - AD 380T45W - AT 380T45 - AT 380T45 W	F3BE3681	GBox: 12AS2330TO		06 ->			9337			430	10	41 x 51	
AD 380T45 - AD 380T45W - AT 380T45 - AT 380T45 W	F3BE3681	GBox: 16S2220TO		06 ->			9337			430	10	41 x 51	
AD 380T45 - AD 380T45W - AT 380T45 - AT 380T45 W	F3BE3681	GBox: 16S2220TO		06 ->			9337			430	10	41 x 51	
AD 380T48 - AT 380T48	F3BE0681	GBox: 12AS2301OD		05 ->	Y929	8996	9297	7987		430	10	41 x 51	
AD 380T48 - AT 380T48	F3BE0681	GBox: 16S221OD		05 ->	Y929	8996	9297	7987		430	10	41 x 51	
AD 380T50 - AT 380T50	F3BE3681	GBox: 12AS2330TO		06 ->			9337			430	10	41 x 51	
AD 380T50 - AT 380T50	F3BE3681	GBox: 12AS2330TO		06 ->			9337			430	10	41 x 51	
AD 380T50 - AT 380T50	F3BE3681	GBox: 16S2520TO		06 ->			9337			430	10	41 x 51	
AD 400T35 T - AT 400T35 T	F2BE0681	GBox: 16S151		05 ->			2789			400	10	41 x 51	
AD 400T36 T - AT 400T36 T	F2BE3681	GBox: 16S1620TD		04 ->			9297			430	10	41 x 51	
AD 400T36 T - AT 400T36 T	Cursor9		Euro 6	13 ->			9297			430	10	41 x 51	
AD 400T38 T - AD 400T38 WT - AT 400T38 T - AT 400T38 WT	F3BE0681	GBox: 12AS2301OD		05 ->	Y929	8996	9297	7987		430	10	41 x 51	
AD 400T38 T - AD 400T38 WT - AT 400T38 T - AT 400T38 WT	F3BE0681	GBox: 16S151OD		05 ->	Y929	8996	9297	7987		430	10	41 x 51	
AD 400T41 T - AD 400T41 WT - AT 400T41 T - AT 400T41 WT	F3BE3681	GBox: 12AS2330TO		06 ->			9337	7988		430	10	41 x 51	
AD 400T41 T - AD 400T41 WT - AT 400T41 T - AT 400T41 WT	F3BE3681	GBox: 12AS2330TO		06 ->			9337	7987		430	10	41 x 51	
AD 400T41 T - AD 400T41 WT - AT 400T41 T - AT 400T41 WT	F3BE3681	GBox: 16S2220TO		06 ->			9337	7987		430	10	41 x 51	
AD 400T44 T - AD 400T44 WT - AT 400T44 T - AT 400T44 WT	F3BE0681	GBox: 12AS2301OD		05 ->	Y929	8996	9297	7987		430	10	41 x 51	
AD 400T44 T - AD 400T44 WT - AT 400T44 T - AT 400T44 WT	F3BE0681	GBox: 16S181OD		05 ->	Y929	8996	9297	7987		430	10	41 x 51	
AD 400T45 T - AD 400T45 WT - AT 400T45 T - AT 400T45 WT	F3BE3681	GBox: 12AS2330TO		06 ->			9337	7988		430	10	41 x 51	
AD 400T45 T - AD 400T45 WT - AT 400T45 T - AT 400T45 WT	F3BE3681	GBox: 12AS2330TO		06 ->			9337	7987		430	10	41 x 51	
AD 400T45 T - AD 400T45 WT - AT 400T45 T - AT 400T45 WT	F3BE3681	GBox: 16S2220TO		06 ->			9337	7987		430	10	41 x 51	
AD 400T50 T - AT 400T50 T	F3BE3681	GBox: 12AS2330TO		06 ->			9337	7987		430	10	41 x 51	
AD 410T36 T - AT 410T36 T	F2BE3681	GBox: 12AS1930TD		06 ->			9297	7988		430	10	41 x 51	
AD 410T38 B - AT 410T38 B	F3BE0681	GBox: 12AS2301OD		05 ->	Y929	8996	9297	7987		430	10	41 x 51	
AD 410T38 B - AT 410T38 B	F3BE0681	GBox: 16S151OD		05 ->	Y929	8996	9297	7987		430	10	41 x 51	
AD 410T44 B - AT 410T44 B	F3BE0681	GBox: 12AS2301OD		05 ->	Y929	8996	9297	7987		430	10	41 x 51	
AD 410T44 B - AT 410T44 B	F3BE0681	GBox: 16S181OD		05 ->	Y929	8996	9297	7987		430	10	41 x 51	
AD 410T45 - AD 410T45 W - AT 410T45 - AT 410T45 W	F3BE3681	GBox: 12AS2330TO		06 ->			9337	7988		430	10	41 x 51	
AD 410T45 - AD 410T45 W - AT 410T45 - AT 410T45 W	F3BE3681	GBox: 12AS2330TO		06 ->			9337	7987		430	10	41 x 51	
AD 410T45 - AD 410T45 W - AT 410T45 - AT 410T45 W	F3BE3681	GBox: 16S2220TO		06 ->			9337	7987		430	10	41 x 51	
AD 410T48 B - AT 410T48 B	F3BE0681	GBox: 12AS2301OD		05 ->	Y929	8996	9297	7987		430	10	41 x 51	
AD 410T48 B - AT 410T48 B	F3BE0681	GBox: 16S221OD		05 ->	Y929	8996	9297	7987		430	10	41 x 51	
AD 410T48 B - AT 410T48 B	F3BE0681	GBox: 16S221OD		05 ->	Y930	8996	9297	7988		430	10	41 x 51	












		 				  	E. SASSONE			Ø	Z	Spines	
AD 410T50 - AT 410T50	F3BE3681	GBox: 12AS2330TO		06 ->			9337	7988		430	10	41 x 51	
AD 410T50 - AT 410T50	F3BE3681	GBox: 12AS2330TO		06 ->			9337	7987		430	10	41 x 51	
AD 410T50 - AT 410T50	F3BE3681	GBox: 16S2520TO		06 ->			9337	7987		430	10	41 x 51	
AD 440T38 T - AT 440T38 T	F3BE0681	GBox: 16S151OD		05 ->	Y929	8996	9297	7987		430	10	41 x 51	
AD 440T41 T - AT 440T41 T	F3BE3681	GBox: 12AS2330TO		06 ->			9337	7988		430	10	41 x 51	
AD 440T41 T - AT 440T41 T	F3BE3681	GBox: 12AS2330TO		06 ->			9337	7987		430	10	41 x 51	
AD 440T44 - AT 440T44 - AD 440T44 B	F3BE0681	GBox: 12AS2301OD		05 ->	Y929	8996	9297	7987		430	10	41 x 51	
AD 440T44 - AT 440T44 - AD 440T44 B	F3BE0681	GBox: 16S181OD		05 ->	Y929	8996	9297	7987		430	10	41 x 51	
AD 440T45 T - AT 440T45 T	F3BE3681	GBox: 12AS2330TO		06 ->			9337	7988		430	10	41 x 51	
AD 440T45 T - AT 440T45 T	F3BE3681	GBox: 12AS2330TO		06 ->			9337	7988		430	10	41 x 51	
AD 440T45 T - AT 440T45 T	F3BE3681	GBox: 16S2220TO		06 ->			9337	7987		430	10	41 x 51	
AD 440T50 T - AT 440T50 T	F3BE3681	GBox: 12AS2330TO		06 ->			9337	7988		430	10	41 x 51	
AD 440T50 T - AT 440T50 T	F3BE3681	GBox: 12AS2330TO		06 ->			9337	7987		430	10	41 x 51	
AD 440T50 T - AT 440T50 T	F3BE3681	GBox: 16S2520TO		06 ->			9337	7987		430	10	41 x 51	
AD 720T38 T - AD 720T38 WT - AT 720T38 T - AT 720T38 WT	F3BE0681	GBox: 16S151OD		05 ->	Y929	8996	9297	7987		430	10	41 x 51	
AD 720T44 T - AD 720T44 WT - AT 720T44 T - AT 720T4 WT	F3BE0681	GBox: 12AS2301OD		05 ->	Y929	8996	9297	7987		430	10	41 x 51	
AD 720T44 T - AD 720T44 WT - AT 720T44 T - AT 720T4 WT	F3BE0681	GBox: 16S181OD		05 ->	Y929	8996	9297	7987		430	10	41 x 51	
AD 720T45 T - AD 720T45 WT - AT 720T45 T - AT 720T5 WT	F3BE3681	GBox: 12AS2330TO		06 ->			9337	7988		430	10	41 x 51	
AD 720T45 T - AD 720T45 WT - AT 720T45 T - AT 720T5 WT	F3BE3681	GBox: 12AS2330TO		06 ->			9337	7987		430	10	41 x 51	
AD 720T45 T - AD 720T45 WT - AT 720T45 T - AT 720T5 WT	F3BE3681	GBox: 16S2220TO		06 ->			9337	7987		430	10	41 x 51	
AD 720T50 T - AT 720T50 T - AT 720T50 TP	F3BE3681	GBox: 12AS2330TO		06 ->			9337	7988		430	10	41 x 51	
AD 740T48 T - AT 740T48 T	F3BE0681	GBox: 12AS2301OD		05 ->	Y929	8996	9297	7987		430	10	41 x 51	
AD 740T48 T - AT 740T48 T	F3BE0681	GBox: 16S221OD		05 ->	Y929	8996	9297	7987		430	10	41 x 51	
AT 340T35 B	F2BE0681	GBox: 12AS2301DD		05 ->			2789			400	10	41 x 51	
AT 340T35 B	F2BE0681	GBox: 16S151		05 ->			2789			400	10	41 x 51	
AT 340T38 B	F3BE0681	GBox: 12AS2301OD		05 ->	Y929	8996	9297	7987		430	10	41 x 51	
AT 340T38 B	F3BE0681	GBox: 16S151OD		05 ->	Y929	8996	9297	7987		430	10	41 x 51	
Turbostar													
190-33 - 190-33 P - 190-33 T	8210.22.105	Ch. -> 140027 - GBox: Fuller	243 kW	86 -> 87			6038			430	10	41 x 51	
190-33 - 190-33 P - 190-33 T	8210.22.105	Ch. -> 140027 - GBox: Fuller		86 -> 87									
190-33 - 190-33 P - 190-33 T	8210.22.105	Ch. -> 140027 - GBox: Fuller		86 -> 87			6038			430	10	41 x 51	
190-33 - 190-33 P - 190-33 T	8210.22.105	Chass. 140028-> GBox: Fuller		86 -> 87						430	10		
190-33 - 190-33 P - 190-33 T	8210.22.105	Chass. 140028-> GBox: ZF		86 -> 87						430	10		
190-33 - 190-33 P - 190-33 T	8210.22.105	Chass. 140028-> GBox: ZF		86 -> 87									
190-33 - 190-33 T	8210.22.105	Ch. -> 140027 - GBox: Fuller	243 kW	84 -> 86			6038			430	10	41 x 51	
190-33 - 190-33 T	8210.22.105	Ch. -> 140027 - GBox: Fuller		84 -> 86									
190-33 - 190-33 T	8210.22.105	Ch. -> 140027 - GBox: Fuller		84 -> 86			6038			430	10	41 x 51	
190-33 - 190-33 T	8210.22.105	Chass. 140028-> GBox: Fuller		84 -> 86						430	10		
190-33 - 190-33 T	8210.22.105	Chass. 140028-> GBox: ZF		84 -> 86						430	10		
190-33 - 190-33 T	8210.22.105	Chass. 140028-> GBox: ZF		84 -> 86									
190-36 - 190-36 P - 190-36 T	8210	GBox: Fuller		87 -> 93						430	10		
190-36 - 190-36 P - 190-36 T	8210	GBox: ZF		87 -> 93						430	10		
190-36 - 190-36 P - 190-36 T	8210	GBox: Fuller/ZF		87 -> 93									
190-42 - 190-42 T	8280	Ch. -> 140027 - GBox: Fuller	309 kW	84 -> 86			6038			430	10	41 x 51	
190-42 - 190-42 T	8280	Ch. -> 140027 - GBox: Fuller		84 -> 86									
190-42 - 190-42 T	8280	Ch. -> 140027 - GBox: Fuller		84 -> 86			6038			430	10	41 x 51	
190-42 - 190-42 T	8280	Chass. 140028-> GBox: Fuller		84 -> 86						430	10		
190-42 - 190-42 T	8280	Chass. 140028-> GBox: ZF		84 -> 86						430	10		
190-42 - 190-42 T	8280	Chass. 140028-> GBox: ZF		84 -> 86									
190-42 - 190-42 T	8280	Ch. -> 140027 - GBox: Fuller	309 kW	86 -> 90			6038			430	10	41 x 51	
190-42 - 190-42 T	8280	Ch. -> 140027 - GBox: Fuller		86 -> 90									
190-42 - 190-42 T	8280	Chass. 140028-> GBox: Fuller		86 -> 90						430	10		
190-42 - 190-42 T	8280	Chass. 140028-> GBox: ZF		86 -> 90									
190-48 - 190-48 T	8280.42.001	GBox: Fuller	350 kW	89 -> 93	Y938	8996	6038	7987		430	10	41 x 51	
190-48 - 190-48 T	8280.42.001	GBox: ZF		89 -> 93	Y929	8996	9297	7987		430	10	41 x 51	
190-48 - 190-48 T	8280.42.001	GBox: ZF		89 -> 93	Y930	8996	9297	7988		430	10	41 x 51	



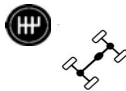







		 				  	Ø	Z	Splines	
E. SASSONE										
TurboTech										
190-26 - 190-26 T	8460	Chass. -> 93115		90 -> 92		1936		420	10	36 x 45
190-26 - 190-26 T	8460	Chass. 93116->	OE with predamper	90 -> 92		1936		420	10	36 x 45
190-32 - 190-32 T	8460	Chass. -> 93115		90 -> 92		1936		420	10	36 x 45
190-32 - 190-32 T	8460	Chass. 93116->	OE with predamper	90 -> 92		1936		420	10	36 x 45
190-36 - 190-36 T	8210	GBox: Fuller	277 kW	90 -> 92		6038		430	10	41 x 51
190-36 - 190-36 T	8210	GBox: Fuller/ZF	277 kW	90 -> 92		6038				41 x 51
190-36 - 190-36 T	8210	GBox: ZF		90 -> 92				430	10	
220-36 PT	8210	GBox: Fuller	277 kW	90 -> 92		6038		430	10	41 x 51
240-36 P	8210	GBox: Fuller	277 kW	90 -> 92		6038				41 x 51
Zeta										
50- 8 / 9 / 10	8040.25.230R.			79 -> 91		2808	7933	310	10	31 x 38
60- 8	8040.04.200			79 -> 83		0382		250	10	26 x 32
60-10	8340			79 -> 86		0225		280	10	29 x 35
65- 9	8040			87 -> 91		2689		270	10	26 x 32
65-10	8340.04.350			79 -> 87		0225		280	10	29 x 35
65-12	8040			87 -> 91		2808	7933	310	10	31 x 38
79-10	8340			83 -> 87		0225		280	10	29 x 35
79-14	8060			83 -> 91		2808	7933	310	10	31 x 38
79-15	8040			87 -> 91		2808	7933	310	10	31 x 38
95-14	8060			83 -> 91		2808	7933	310	10	31 x 38
109-14	8060			83 -> 91		2808	7933	310	10	31 x 38
60...										
60 U-10	8340			-> 82		0225		280	10	29 x 35
65	8340			-> 78		0225		280	10	29 x 35
65-12	F6L913			89 ->		2772		310	10	31 x 38
70...										
70 - 75 - 79	8340			75 -> 78		0225		280	10	29 x 35
75-13 AW - AWM	BF6L913T			87 ->		2772		310	10	31 x 38
90...										
90 NC	Deutz			75 ->		0225		280	10	29 x 35
90-13 AT	BF6L913T					0734		300	10	31 x 38
90-16 AW	BF6L913					2462		350	10	31 x 38
110...										
110-14	8060	GBox: ZF				2808		310	10	31 x 38
110-16 - 110-17	BF6L913			84 ->		2462		350	10	31 x 38
115-14	8060	GBox: Fiat				2808	7933	310	10	31 x 38
120...										
120-13						1767		295	10	32 x 40
120-14	8360			78 ->				330		
120-17		for: Version 42231928/9				2462		350	10	31 x 38
120-25	F8L413F			88 ->		2346	7906	380	10	36 x 45
130...										
130-13						1767		295	10	32 x 40
130-16	BF6L913					2462		350	10	31 x 38
135-14		GBox: Fiat				2808	7933	310	10	31 x 38
140...										
140-14	8360							330		
140-19						1696	7906	350	10	36 x 45
150...										
150-14	8360			78 ->				330		
150-17 2° serie	8360	GBox: ZF		78 ->		2462		350	10	31 x 38
160-16	BF6L913	GBox: ZF		78 ->		2462	7917	350	10	31 x 38
160-19						1696	7906	350	10	36 x 45
160-26	8210	GBox: Fiat				1615		420	10	36 x 45
160-24 - 160-24 T	8460	GBox: ZF				2346		380	10	36 x 45



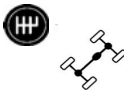







		 				  	E. SASSONE			Ø	Z	Spines	
160-24 - 160-24 T	8460	GBox: Fuller				2346		380	10	36 x 45			
170...													
170 NC 26						1615		420	10	36 x 45			
170 NC 26													
170 NC 33 / 35 - 170-32 / 33 / 35						1936		420	10	36 x 45			
170-26		GBox: Fiat		79 ->		1615		420	10	36 x 45			
170-26		GBox: ZF		79 ->		1615		420	10	36 x 45			
170-26				-> 78		1615		420	10	36 x 45			
170-26		GBox: Fiat		-> 78									
170-26		GBox: ZF		-> 78									
170-30		GBox: Fuller		79 ->		1936		420	10	36 x 45			
170-30		GBox: Fuller		79 ->									
170-35 - 170-35T						1936		420	10	36 x 45			
170-35 - 170-35T													
180...													
180-24 - 180-24 T	8220	GBox: ZF				2346		380	10	36 x 45			
180-24 - 180-24 T	8220	GBox: Fuller				2346		380	10	36 x 45			
180-26	8210					1615		420	10	36 x 45			
180-26		GBox: Fiat											
180-26		GBox: Fuller				1615		420	10	36 x 45			
190...													
190 NC - 190 U - 190-33 - 190-35						1936		420	10	36 x 45			
190 NT - 190 PAC - 190 PAT - 190-26	8210			78 ->		1615		420	10	36 x 45			
190 NT - 190 PAC - 190 PAT - 190-26	8210	GBox: Fiat		78 ->									
190 NT - 190 PAC - 190 PAT - 190-26	8210	GBox: Fuller		78 ->									
190 PAC / F / H				76 ->		2346		380	10	36 x 45			
190 PAC 20 - 190-20	8220	GBox: ZF				2346	7906	380	10	36 x 45			
190 PAT - 190 PC - 190 PT 190-26 H / NT / NW	8210	GBox: Fiat - ZF				1615		420	10	36 x 45			
190 PAT - 190 PC - 190 PT 190-26 H / NT / NW	8210	GBox: Fiat - ZF					7906						
190 PC - 190-35	8280	GBox: Fiat				1936		420	10	36 x 45			
190 PC - 190-35	8280	GBox: Fiat					7906						
190 PC 30	8210	GBox: Fuller					7906	420					
190-30 P - PT - T	8210			-> 84		1936		420	10	36 x 45			
190-30 P - PT - T	8210	GBox: ZF		-> 84									
190-30 P - PT - T	8210	GBox: Fuller		-> 84									
190-24	8220												
190-25	F8L413F	GBox: Fuller		-> 84		2346		380	10	36 x 45			
190-26	8210	GBox: Fuller		-> 84		1615		420	10	36 x 45			
190-29	BF8L413F					1936		420	10	36 x 45			
190-30 AHT	BF8L513					1936	7906	420	10	36 x 45			
190-30 P - PT - T		GBox: Ecosplit 16 S 130	OE with predamper	85 ->		1936		420	10	36 x 45			
190-30 P - PT - T	8210	GBox: Fuller		85 ->		1936		420	10	36 x 45			
190-30 P - PT - T	8210	GBox: Fuller		85 ->		1615		420	10	36 x 45			
190-32	8210			87 ->				430	10				
190-32	8210		+	87 ->				430	10				
190-32 A - AT	BF8L413F					1936	7906	420	10	36 x 45			
190-32 AH - AHT - AHW	BF8L413F					1936	7906	420	10	36 x 45			
190-33		Chass. -> 140027		84 ->		1511		430	10	38 x 45			
190-35	8280			-> 84		1936		420	10	36 x 45			
190-35	8280	GBox: Fuller		-> 84		1615		420	10	36 x 45			
190-36	BF10L413F	GBox: Fuller		-> 84		1936		420	10	36 x 45			
190-38	8280	GBox: Fuller		87 ->		6038		430	10	41 x 51			
190-38 Turbo Star	8280	GBox: ZF		87 ->				430	10				
190-38 Turbo Star	8280	GBox: ZF		87 ->				430					
190-48					Y929	8996	9297	7987	430	10	41 x 51		
190-48					Y930	8996	9297	7988	430	10	41 x 51		












						  	Ø Z Splines					
E. SASSONE												
200...												
200-32							1936		420	10	36 x 45	
230-32 AHW - AHWM	F10L413F	GBox: ZF					1933	7906	420	10	36 x 45	
220...												
220-29 AP	BF8L413F	GBox: Fuller					1936		420	10	36 x 45	
220-30 PT	8210	GBox: Fuller		85 ->			1936		420	10	36 x 45	
220-30 PT	8210	GBox: Fuller		85 ->			1615		420	10	36 x 45	
220-32	F10L413F	GBox: ZF					1933	7906	420	10	36 x 45	
220-35		GBox: Fuller					1936		420	10	36 x 45	
220-35		GBox: Fuller					1615		420	10	36 x 45	
220-36 - 220-38 PT			+	-> 84			6038		430	10	41 x 51	
220-36 - 220-38 PT				-> 84			6038		430	10	41 x 51	
220-38	8280	GBox: Fuller					6038		430	10	41 x 51	
220-38	8280	GBox: Fuller					6038		430	10	41 x 51	
229...												
229							0382		250	10	26 x 32	
230...												
230-26	8210						1615		420	10	36 x 45	
230-26	8210	GBox: Fiat										
230-26	8210	GBox: Fuller										
230-32		GBox: Fuller					1936		420	10	36 x 45	
240...												
240-26	8210						1615		420	10	36 x 45	
240-30	8210	GBox: Fuller		85 ->			1936		420	10	36 x 45	
240-30	8210	GBox: Fuller		85 ->			1615		420	10	36 x 45	
240-30	8210	GBox: ZF16 S130	OE with predamper	85 ->			1936		420	10	36 x 45	
240-30 P	8210	GBox: Fuller					1936		420	10	36 x 45	
240-30 P	8210	GBox: Fuller										
240-36 Turbo Star - 240-48 Turbo Star	8280	GBox: ZF		89 ->	Y929	8996	9297	7987	430	10	41 x 51	
240-36 Turbo Star - 240-48 Turbo Star	8280	GBox: ZF		89 ->	Y930	8996	9297	7988	430	10	41 x 51	
240-36 Turbo Star - 240-48 Turbo Star	8280	GBox: Fuller		89 ->	Y938	8996	6038	7987	430	10	41 x 51	
240-36 Turbo Star - 240-48 Turbo Star	8280			89 ->			9216		430	10	41 x 51	
240-38	8280	GBox: Fuller		85 ->			6038		430	10	41 x 51	
240-38	8280	GBox: Fuller		85 ->			6038		430	10	41 x 51	
240-38	8280	GBox: ZF		85 ->					430	10		
240-38	8280	GBox: Fuller		85 ->								
240-38	8280	GBox: Fuller/ZF		85 ->								
240-38 P			+	84 ->			6038				41 x 51	
240-38 P		GBox: Fuller		84 ->			6038				41 x 51	
260...												
260 N - C - T									430			
260 PAC - PAT	8210						1615	7906	420	10	36 x 45	
260-23							1571	7917	380	10	36 x 45	
260-23 AH	F8L413F	GBox: ZF		-> 85			2346	7906	380	10	36 x 45	
260-23 AH - 260-23 AHB - 260-25 AHB	F8L413F	GBox: ZF		86 ->			1615	7906	420	10	36 x 45	
260-26 - 260 PAC / PC / PT	8210						1615		420	10	36 x 45	
260-26 - 260 PAC / PC / PT	8210							7906	B			
260-30			PTO				2403		420	10	42 x 52	
260-30 H	8210		OE with predamper				1931		420	10	36 x 45	
260-30 H	8210							7906				
260-32	F10L413F		PTO ID: 110E				2403		420	10	42 x 52	
260-32 AH	F8L413F	GBox: Fuller					1936	7906	420	10	36 x 45	
260-32 AHM - AHWM	F10L413F	GBox: ZF					1933	7906	420	10	36 x 45	
260-35 - 260 PC - 260 PT	8280						1936		420	10	36 x 45	
260-35 - 260 PC - 260 PT	8280							7906				
260-36		GBox: Fuller					6038		430	10	41 x 51	

		 				  	E. SASSONE			Ø	Z	Spines	
260-36		GBox: Fuller/ZF							430				
260-36		GBox: ZF							430	10			
260-48 Turbo Star	8280	GBox: Fuller		89 ->	Y938	8996	6038	7987	430	10	41 x 51		
260-48 Turbo Star	8280	GBox: ZF		89 ->	Y929	8996	9297	7987	430	10	41 x 51		
260-48 Turbo Star	8280	GBox: ZF		89 ->	Y930	8996	9297	7988	430	10	41 x 51		
300...													
300-23							1571	7917	380	10	36 x 45		
300-25	F8L513	GBox: ZF					1615	7906	420	10	36 x 45		
300-32 - 300-34	BF8L513						1936	7906	420	10	36 x 45		
300 PC		Chass. -> 014757					2343	7932	420	10	41 x 51		
300 PC Hydro							1935		420	10	41 x 51		
300 PT		Chass. -> 04386					2343	7932	420	10	41 x 51		
320...													
320-30	8210	GBox: Fuller		88 ->			1936	7906	420	10	36 x 45		
320-32							1936	7906	420	10	36 x 45		
330...													
330-25 - 330-26	F8L413F						1936	7906	420	10	36 x 45		
330-26 H			PTO ID: 110E				2403		420	10	42 x 52		
330-26 N - 330 PAC - PC - PT	8210						1615		420	10	36 x 45		
330-26 N - 330 PAC - PC - PT	8210							7906					
330-30 N				-> 87			1615		420	10	36 x 45		
330-30 N				-> 87				7906					
330-32 AN - ANW	F10L413F						1936	7906	420	10	36 x 45		
330-32 ANW			PTO ID: 100E				2403		420	10	42 x 52		
330-35	8280		PTO ID: 110E				2403		420	10	42 x 52		
330-35	8280						1936		420	10	36 x 45		
330-35	8280							7906					
330-36			+	-> 84			6038		430	10	41 x 51		
330-36				-> 84			6038		430	10	41 x 51		
330-36			+	84 ->			1511		430	10	38 x 45		
330-36				84 ->			1511		430	10	38 x 45		
330 PC 26							1936		420	10	36 x 45		
330 PC 35 - 330 PT 35	8280		PTO				2403		420	10	42 x 52		
340...													
340-34	BF8L513						1936	7906	420	10	36 x 45		
613 - 690													
613 N 3		Chass. 106895->					0382		250	10	26 x 32		
616 N 3/4				76 ->			0382		250	10	26 x 32		
619 NIP							2343	7932	420	10	41 x 51		
619 N1 - T1			Double disc	69 -> 70			0269		352	10	41 x 51	0270	
619 N1 - T1			Double disc	71 -> 75			0577		352	10	41 x 51	0578	
682 - 690 N1 - 690 N2				63 -> 68			0073		440	10	32 x 40		
690 N3 - 690 N4			Double disc	70 -> 71			0476		325	10	41 x 51	0477	
IVECO													
BUS													
A 55 - A 90													
A 55-10				83 ->			0225		280	10	29 x 35		
Bus													
Midirider 27						8986	9279	7992	395	10	31 x 38		
DAILY II Bus													
89 -> 99													
A 40-10	8140.27S	Trans. n° : 2826.5		91 -> 96			2663	7091	235	10	23 x 29		
A 40-10	8140.27S	Chass. -> 5928512		91 -> 96			2551	7129	265	10	23 x 29		
A 40-10	8140.27S	Chass. 5928513->		91 -> 96			2663	7091	235	10	23 x 29		
A 40-10	8140.23	Trans. n° : 2826.5		96 -> 99			2663	7091	235	10	23 x 29		
A 40-12	8140.43	Trans. n° : 2826.5		96 -> 99					280	10			
A 45-10	8140.27S	Trans. n° : 2826.5		91 -> 96			2663	7091	235	10	23 x 29		








		 				 E. SASSONE  	Ø	Z	Splines		
A 45-10	8140.27S	Chass. -> 5928512		91 -> 96		2551	7129	265	10	23 x 29	
A 45-10	8140.27S	Chass. 5928513->		91 -> 96		2663	7091	235	10	23 x 29	
A 45-10	8140.23	Trans. n° : 2826.5		96 -> 99		2663	7091	235	10	23 x 29	
A 45-10	8140.23	Trans. n° : 2826.5		96 -> 99				280	10		
A 45-12	8140.47	Trans. n° : 2826.5		90 -> 96			7091	265	10		
A 45-12	8140.43	Trans. n° : 2826.5		96 -> 99				280	10		
EURORIDER											
31 - 35 - 35 A	F2BE0682A/F	GBox: S6-1600				9297	7987	430	10	41 x 51	
LEONCINO											
Leoncino						0225		280	10	29 x 35	
LUPETTO											
Lupetto						0225		280	10	29 x 35	
M 2000											
M 2000	8210			77 ->		1615		420	10	36 x 45	
TIGROTTO											
Tigrotto						0225		280	10	29 x 35	
ZETA 79 -> 82											
A 60-9 A 70-14	8060.05.285					2808	7933	310	10	31 x 38	
A 60-9 A 70-14	8060.05.285					2689		270	10	26 x 32	
A 60-10 A 70-12	8340.05.200			83 ->		0225		280	10	29 x 35	
50 ...											
50 AL						0382		250	10	26 x 32	
300 ...											
300 PC						1935		420	10	41 x 51	
315 ...											
315-13						6375		310	10	31 x 38	
315.8/17 - 315/17	8060		OE with predamper			6373		330	10	31 x 38	
316 ...											
316-13						6375		310	10	31 x 38	
329 ...											
329 A - B						0225		280	10	29 x 35	
331 ...											
331 A						2346		380	10	36 x 45	
370 ...											
370-10/20/25 370-11/25 370-12/25/26	8260	Chass. -> 006654				1615		420	10	36 x 45	
370-10/20/25 370-11/25 370-12/25/26	8260	Chass. -> 006654									
370-10/20/25 370-11/25 370-12/25/26	8260	Chass. 006655->						420			
370-10/24 370-12/24/25L	8210/8220					1615		420	10	36 x 45	
370-12/26 (Unic)	8210					1615		420	10	36 x 45	
370-12/30	8210					1936		420	10	36 x 45	
370-12/30	8210										
370-12/35	8260/8280	GBox: Fiat - ZF				1936		420	10	36 x 45	
370-12/35	8260/8280	GBox: Fiat - ZF									
370-S...											
380 ...											
380.29 - 380.35 - 380.38	8460			95 ->		8999	9216	7987	430	10	41 x 51
409 ...											
409 B						2346		380	10	36 x 45	
418 ...											
418 A/AC/AL				78 ->		2346		380	10	36 x 45	
KAMAZ											
4 69 ->											
4307	B3.90-140CIV-1	GBox: ZF-S5-42	version SA			8997	6187	7994	362	10	31 x 38
4308	B5.91-180CIV-0	GBox: ZF-6S-850		03 ->		8997	6378	7992	362	10	38 x 45
4308	Cummins4ISBe185	GBox: ZF AS Tronic		03 ->		8985	9285	7994	395	10	36 x 45












						  	E. SASSONE			Ø	Z	Spines	
4308	Cummins4ISBe185	GBox: ZF 6S700		03 ->		8997	6187	7994	362	10	31 x 38		
4308			+				0373		350	10	36 x 45		
4308	B5.90-180CIV-0	GBox: ZF-6S-850				8997	6378	7992	362	10	38 x 45		
4355	740.30-260	GBox: KAMAZ-154		87 ->	Y903	8999	6206	7999	430	10	38,8 x 45		
4807	B5.9140CIV-1	GBox: S5-42		03 ->		8997		7994	362				
43118	740.30-260	GBox: KAMAZ-154		87 ->	Y903	8999	6206	7999	430	10	38,8 x 45		
43253	Cummins6ISBe285	GBox: ZF 6S1000				8985	6463	7994	395	10	36 x 45		
43255	B5.9140CIV-1	GBox: S5-42		03 ->		8997		7994	362				
44108	740.30-260	GBox: KAMAZ-154		03 ->	Y940	8999	6208	7999	430	10	41 x 51		
45141	740.30-260	GBox: KAMAZ-154		90 ->	Y940	8999	6208	7999	430	10	41 x 51		
5 69 ->													
5308	Cummins ISBe	GBox: ZF-6S-109	221 kW	11 ->		8985		7992	395				
5350	740.30-260 YAMZ	GBox: KAMAZ-154			Y903	8999	6206	7999	430	10	38,8 x 45		
5360	740.30-260	GBox: KAMAZ-154		86 ->	Y940	8999	6208	7999	430	10	41 x 51		
5360	740.50-260	GBox: ZF 16S-151		86 ->	Y940	8999	6208	7999	430	10	41 x 51		
5460	740.50-260	GBox: ZF 16S-151		03 ->	Y940	8999	6208	7999	430	10	41 x 51		
5490	OM457	GBox: ZF AS Tronic	315 kW	13 ->	Y909	8996	9297	2 pcs.	430	10	41 x 51		
5490	OM457	GBox: ZF AS Tronic	315 kW	13 ->				7988	430	10	41 x 51		
5490	OM457	GBox: ZF 16 S 2221	Euro 5	13 ->		8996	6295	7999	430	10	41 x 51		
53205 - 215 - 228 - 229 - 605	740.11-240	GBox: KAMAZ-152		06 ->		8994	6388	7994	395	10	36 x 45		
53205 - 215 - 228 - 229 - 605	740.11/31		Loose clutch disc				1668		380	10	36 x 45		
53215	740.11-240 YAMZ	GBox: KAMAZ		05 ->		8994	6388	7994	395	10	36 x 45		
53215	740.31-240 YAMZ	GBox: ZF-Ecosplit 16 S 151		05 ->	Y940	8999	6208	7999	430	10	41 x 51		
53215	740.31-240 YAMZ	GBox: ZF-Ecomit 9S-109		05 ->		8999	6206	7995	430	10	38,8 x 45		
53605	740.30-260	GBox: KAMAZ-154		05 ->	Y940	8999	6208	7999	430	10	41 x 51		
53605	740.11-240	GBox: KAMAZ-152		06 ->		8994	6388	7994	395	10	36 x 45		
53605	740.30		Loose clutch disc				1668		380	10	36 x 45		
54115 - 55111	740.11-240	GBox: KAMAZ-152		06 ->		8994	6388	7994	395	10	36 x 45		
54115 - 55111	740.11/31		Loose clutch disc				1668		380	10	36 x 45		
6 69 ->													
6450 - 6520/06	740.50	GBox: ZF 16S-151		02 ->	Y940	8999	6208	7999	430	10	41 x 51		
6460	740.50-360 YAMZ	GBox: ZF 16S-151		03 ->	Y940	8999	6208	7999	430	10	41 x 51		
6460	740.37-400 KAMAZ	GBox: ZF 16S-151		03 ->		8996	6295	7999	430	10	41 x 51		
6460	740.50-360 YAMZ	GBox: ZF-Ecosplit 16S-151			Y910	8999	6207	7999	430	10	41 x 51		
6460	740.37-400 KAMAZ	GBox: ZF 16S-151				8996	6295	7999	430	10	41 x 51		
6520	740.51-320 KAMAZ	GBox: ZF 16S-151		03 ->	Y940	8999	6208	7999	430	10	41 x 51		
6520	740.51-320 KAMAZ		PTO ID: NMV221				9216		430	10	41 x 51		
6520	740.50-360 YAMZ	GBox: ZF-Ecosplit 16S-151			Y910	8999	6207	7999	430	10	41 x 51		
6522	740.51			05 ->	Y940	8999	6208	7999	430	10	41 x 51		
6540	740.30-260	GBox: KAMAZ-154		02 ->	Y903	8999	6206	7999	430	10	38,8 x 45		
63501 - 65201 - 65224	740.50	GBox: ZF 16S-151		02 ->	Y940	8999	6208	7999	430	10	41 x 51		
65111 - 65116 - 65117	740.30-260	GBox: KAMAZ-154		02 ->	Y903	8999	6206	7999	430	10	38,8 x 45		
65111 - 65115	740.11-240	GBox: KAMAZ		95 ->		8994	6388	7994	395	10	36 x 45		
65111 - 65115	740.11-240	GBox: ZF-Ecosplit 16S-151		95 ->	Y910	8999	6207	7999	430	10	41 x 51		
65111 - 65115	740.11-240	GBox: ZF-Ecomit 9S-109		95 ->		8999	6206	7995	430	10	38,8 x 45		
65115	740.30-260	GBox: KAMAZ-154		95 ->	Y903	8999	6206	7999	430	10	38,8 x 45		
65115	740.30-260	GBox: ZF 9S 1310				8999	6206						
65206	OM457	GBox: ZF 16 S 2221	Euro 5	13 ->		8996	6295	7999	430	10	41 x 51		
65225	740.50-360	GBox: ZF 16S-151/1820		04 ->	Y903	8999	6206	7999	430	10	38,8 x 45		
KÄSSBOHRER													
Pistenbully													
Pistenbully	OM352A						0381		310	10	28 x 35		
Pistenbully	OM616								310				
KAVZ		BUS											
4238													












						  	E. SASSONE			Ø	Z	Spines	
4238		Gbox : ZF 6S 700		06 ->		8993	9279	7996	395	10	31 x 38		
4238		Gbox: ZF 6S 1010		06 ->			9285		395	10	36 x 45		
KING LONG		BUS											
XMQ													
XMQ 6900	CumminsISLe42	GBox: ZF 6S 950				8993	9285	7917	395	10	36 x 45		
LAZ		BUS											
BUS													
Bus	Cummins	GBox: ZF-6S 700/1000/1701				8999	9269	7995	430	10	36 x 45		
LIAZ													
LIAZ													
							6237	7991	430	10			
LIEBHERR													
Crane													
AK 35 / AK 40							4311		250	10	26 x 32		
AK 40 b							1323		225	10	23 x 29		
LG 1130 - LT 1050 - 1055 - 1110			Double disc				1668		380	10	36 x 45		
LI 1010									250				
LT 1020 - 1030 - 1060	DBOM355								380				
LT 1025	KHDBF6L913LL						1696	7917	350	10	36 x 45		
LT 1035	DBOM402						2185	7908	380	10	36 x 45		
LT 1045 - 1080	DBOM403		Double disc	75 ->			1668		380	10	36 x 45		
LTM 1085 OW	D934S	max. torque [Nm]: 2719	Coupling				6391		466	18	36,2 x 40,6		
Mobile excavator													
A 312 -314 -316		max. torque [Nm]: 670	Coupling				6150		314	18	36,2 x 40,6		
A 350 - 400 - 500 N							4311		250	10	26 x 32		
A 353								7944	280				
A 900 C-ZW		max. torque [Nm]: 1810	Coupling				6397		345	24	46 x 50		
A 900 LI - ZW		max. torque [Nm]: 670	Coupling				6390		314	16	31 x 50		
A 902 LI		max. torque [Nm]: 823	Coupling				6389		345	16	31 x 50		
A 904 - 912 - 914 - 922 - 924		max. torque [Nm]: 1420	Coupling				6063		345	18	36 x 40,6		
A 932 - 934 - 944		max. torque [Nm]: 1584	Coupling				6155		345	24	46 x 50		
A 934 C LI		max. torque [Nm]: 3415	Coupling				6396		345	24	46 x 50		
A 942	KHD	max. torque [Nm]: 1400	Coupling				6064		345	22	41 x 45,2		
Wheel loader													
L 538 - L 542		max. torque [Nm]: 2719	Coupling				6392		466	18	36,2 x 40,6		
L 544 - 55 - 554 - 556 - 566 - 576 - 580		max. torque [Nm]: 2490	Coupling				6393		345	18	54,2 x 60,3		
Crawler excavator													
R 350 - 400 - 500 - MR 500 N							4311		250	10	26 x 32		
R 317		max. torque [Nm]: 670	Coupling				6150		314	18	36,2 x 40,6		
R 317	BF4M1013C	max. torque [Nm]: 1240	Coupling				6394		314	21	41 x 45		
R 321 - 902 L		max. torque [Nm]: 823	Coupling				6389		345	16	31 x 50		
R 324		max. torque [Nm]: 2719	Coupling				6395		345	24	46 x 50		
R 353								7944	280				
R 900 LI		max. torque [Nm]: 670	Coupling				6390		314	16	31 x 50		
R 912		max. torque [Nm]: 1420	Coupling				6063		345	18	36 x 40,6		
R 932 LI - 934 B/T - 942 LI - 944		max. torque [Nm]: 1584	Coupling				6155		345	24	46 x 50		
R 934 C		max. torque [Nm]: 1584	Coupling				6155		345	24	46 x 50		
R 934 C		max. torque [Nm]: 3415	Coupling				6396		345	24	46 x 50		
R 942		max. torque [Nm]: 1407	Coupling				6064		345	22	41 x 45,2		
R 944 C TU		max. torque [Nm]: 3415	Coupling				6396		345	24	46 x 50		
R 952 LI - 962-133 / 225 / 226 / 385		max. torque [Nm]: 1950	Coupling				6065		390	18	54,2 x 60,3		
R 964 - 974		max. torque [Nm]: 2789	Coupling						466	22			
R 974 C - 984 C		max. torque [Nm]: 4500					0381		310	10	28 x 35		
MAGIRUS-DEUTZ													












		 				  	Ø	Z	Spines	
E. SASSONE										
A 3500 - S 5500										
A 3500 - A 4500 - S 3500 - S 4500	F4L514						7944	280		
S 4500 F3 - M6 - TW6							7944	280		
S 4500- S 5500						1513	7944	350	10	32 x 40
Jupiter										
Jupiter 6x6						1711		380	10	32 x 40
Mercur										
Mercur A -S	F4L514						7944	280		
Saturn										
Saturn	S6L714					1513		350	10	32 x 40
Saturn - Europawagen	S6L714					1571	7917	380	10	36 x 45
Saturn 145 A	F6L714					1513	7944	350	10	32 x 40
70...										
70 D	F4L812D							250		
70 M										
75 D	F4L912							250		
80...										
80 D		GBox: 5-524						250		
90...										
90 D - 90 M	F4L913									
90 D - 90 M	F4L913			-> 82		0225		280	10	29 x 35
100...										
100 R	F6L913	GBox: ZF S-6/80	OE with predamper			1966	7944	350	10	32 x 40
110...										
110 D						1760		280	10	26 x 32
112 D						1513	7944	350	10	32 x 40
120...										
120 - 125 D - 126						1719	7944	310	10	32 x 40
120 D	F6L912						7944	280		
126 D	F6L312					1719	7944	310	10	32 x 40
130...										
130 D				-> 77		1767		295	10	32 x 40
130 D 9 AL				77 ->		1696	7906	350	10	36 x 45
130 D 9 FA						1767		295	10	32 x 40
130 D - 130 M	F6L913/Turbo					2772		310	10	31 x 38
130 D	F6L913					1767		295	10	32 x 40
130 D AK				77 ->		1696	7917	350	10	36 x 45
135 D	F6L312					1719	7944	310	10	32 x 40
140...										
140 D						1513		350	10	32 x 40
145 AK	D8FL					1513		350	10	32 x 40
150...										
150 - 156				-> 62		1513	7944	350	10	32 x 40
150 - 156				62 ->		1513		350	10	32 x 40
150 D 10 A	F6L714					1513	7944	350	10	32 x 40
150 D 14 AK						1719	7944	310	10	32 x 40
150 D 22 FL	F6L714					1513	7944	350	10	32 x 40
156 D	FL814					1513	7944	350	10	32 x 40
160...										
160 D - 160 M	BF6L913					2404		350	10	31 x 38
160 D 11 - 160 D 17						1513	7906	350	10	32 x 40
160 D 12 - 160 M13 - 160 M16				82 ->		1696	7906	350	10	36 x 45
160 D 12 AK				-> 81		1767		295	10	32 x 40
160 D 16 FL						1513		350	10	32 x 40
160 M - 168 M						2462		350	10	31 x 38
160 M 11 FK						0734		300	10	31 x 38















		 				 E. SASSONE  	Ø	Z	Splines	
168 M 14 - version 42230423						1576	7906	350	10	31 x 38
168 M 14 - version 61602271						1696	7906	350	10	36 x 45
170...										
170 D				-> 83		1513		350	10	32 x 40
170 D 11 FA				83 ->		1696	7906	350	10	36 x 45
170 D	F6L413		OE with predamper			1966		350	10	32 x 40
170 D 11 FL			PTO ID: 70/1							
170 D 14 SL	F6L413		OE with predamper			1966		350	10	32 x 40
170 D 19 F						1711		380	10	32 x 40
180...										
180 D 12 FL						1513		350	10	32 x 40
180 LS 12	F8L312					1513		350	10	32 x 40
186 D	FL312					1513		350	10	32 x 40
190...										
190 D 9						1767		295	10	32 x 40
190 D 11 - D 13 - 192 M						1696	7906	350	10	36 x 45
192 D 12						1696	7906	350	10	36 x 45
192 M 14						2346	7906	380	10	36 x 45
192 M 14 FL - M 16						2346		380	10	36 x 45
195 - 195 L						1711		380	10	32 x 40
195 D	F8L714					1711		380	10	32 x 40
200...										
210 D 16 - 16 F - 18						1571		380	10	36 x 45
210 D 16 AK - 22 - 26 K						1711	7917	380	10	32 x 40
220...										
228 M 16 AK						1571	7917	380	10	36 x 45
230...										
230 D 16 F						1571	7917	380	10	36 x 45
230 D 16 FAK						1571		380	10	36 x 45
230 D 18 -19 - 22 - 26 AK	FL914					1571		380	10	36 x 45
230 D 22 FT 6x6	F8L914					1571	7917	380	10	36 x 45
232 D 15 - 16 - 17 F/FA -19 - 22 - 24 - 26 K 6x4	F8L413					1571	7917	380	10	36 x 45
232 D 16 AL - D 20 AL						2346	7906	380	10	36 x 45
232 D 17						1933	7906	420	10	36 x 45
232 D 17 FA - version 42230187						1696	7906	350	10	36 x 45
232 D 20 - 26 - 30 - 32						1571	7917	380	10	36 x 45
235 D 22 FL						1571	7917	380	10	36 x 45
250...										
250 D 22 - D 22 FK 6x4						1571	7917	380	10	36 x 45
256 D 14 - 16 - 19 - 22 - 26	F8L413					2346	7906	380	10	36 x 45
256 D 16 FB 6x4						2346	7917	380	10	36 x 45
256 D 16 SS			PTO							
256 M 19 - 22	F8L413F	GBox: Fiat E 100				1615		420	10	36 x 45
256 M 19 - 22	F8L413F	GBox: ZF S 6-90				1615		420	10	36 x 45
256 M 19 A - AT	F8L413F	GBox: Fuller				1615		420	10	36 x 45
256 M 19 AK		GBox: ZF		-> 84		1615	7906	420	10	36 x 45
256 M 19 AK	F8L413F			84 ->		1936	7906	420	10	36 x 45
256 M 19 F - 256 M 22 F	F8L413	GBox: ZF				1615		420	10	36 x 45
256 M 19 F - 256 M 22 F	F8L413F	GBox: Fuller				1615		420	10	36 x 45
256 M 19 FLL						1615		420	10	36 x 45
256 M 19 K			PTO ID: 110E					420	10	
256 M 26	F8L413F	GBox: ZF				1936	7906	420	10	36 x 45
256 M 26 FB	F8L413F	GBox: ZF				2346	7906	380	10	36 x 45
256 M 26 K version 42230027						1696	7906	350	10	36 x 45
256 M 33						1936	7906	420	10	36 x 45
260...										












		 				 E. SASSONE  	Ø	Z	Splines			
260 D FAL	F10L413						1933	7906	420	10	36 x 45	
270...												
270							1933	7906	420	10	36 x 45	
280...												
280							1931	7906	420	10	36 x 45	
290...												
290 D 19 - 22 - 26							1933	7906	420	10	36 x 45	
290 D 19 Turbo	F8L413	GBox: Fuller					1936		420	10	36 x 45	
290 D 22 FK							1571	7917	380	10	36 x 45	
290 D 26 FAL	F10L413						1933	7906	420	10	36 x 45	
290 M 19 - M 22	BF8L413F								420			
310...												
310 D 15 16 - 19 - 21 - 22 - 26 - 28 - 32				-> 76			1933	7906	420	10	36 x 45	
310 D 16 FL				76 ->			1933	7906	420	10	36 x 45	
310 D 16 FSL			OE with predamper				1966	7944	350	10	32 x 40	
310 D 22 FA - 26 FAK - 26 FK 6x4			PTO				2403		420	10	42 x 52	
310 D 26 AK - 26 K version 42231407							1933	7906	420	10	36 x 45	
310 D 26 K							1933	7906	420	10	36 x 45	
310 D 232							1571	7917	380	10	36 x 45	
310 D 32				-> 78			1615	7906	420	10	36 x 45	
310 D 32 AK 6x6	F10L413L			78 ->			1936	7906	420	10	36 x 45	
310 D 32 K - 32 L				78 ->			1615	7906	420	10	36 x 45	
320...												
320 D 19 - 320 M 33							1936	7906	420	10	36 x 45	
320 D 20							1933	7906	420	10	36 x 45	
320 D 21 - D 26 AK							1933	7906	420	10	36 x 45	
320 D 26 AL				83 ->			9329	7906	420	10	36 x 45	
320 D 26 AL				-> 83			9329	7906	420	10	36 x 45	
320 D 26 F	F10L413F						1933	7906	420	10	36 x 45	
320 D 34 AS							1615	7906	420	10	36 x 45	
320 M 19 - M 22	F10L413F	GBox: Fuller					1936		420	10	36 x 45	
320 M 19 - M 22	F10L413F	GBox: ZF					1936	7906	420	10	36 x 45	
320 M 19 A	BF8L413F	GBox: Fuller					1936	7906	420	10	36 x 45	
320 M 19 FAK - FK	BF8L413F						1936	7906	420	10	36 x 45	
320 M 19 FAK - FK	F10L413F	GBox: ZF					1936	7906	420	10	36 x 45	
320 M 19 FL - 22 FL	F10L413F	GBox: Fuller					1936		420	10	36 x 45	
320 M 26 FAK	F10L413F		PTO				2403		420	10	42 x 52	
320 M 26 FAK 6x6	F10L413F	GBox: ZF					1936	7906	420	10	36 x 45	
320 M 26 FK - FKL	BF8L413F	GBox: Fuller					1936	7906	420	10	36 x 45	
340...												
340 D 16 - 22				72 ->			1933	7906	420	10	36 x 45	
350...												
350 F 33	8280	GBox: Fiat					1936		420	10	36 x 45	
350 F 33	8280	GBox: Fiat						7906				
360...												
360 D 18							1615	7906	420	10	36 x 45	
360 M 19 - M 22	BF10L413F		+				6038		430	10	41 x 51	
360 M 19 APT	BF10L413F						1936		420	10	36 x 45	
380 M 33 F			+				1511		430	10	38 x 45	
MAGIRUS-DEUTZ	BUS											
O 3500												
O 3500 - O 3500 V6	F6L614						1574		350	10	32 x 40	
SATURN I - III												
Saturn I - III							1513	7944	350	10	32 x 40	
110 ...												












		 				 E. SASSONE  	Ø	Z	Splines		
110 E 6							7944	280			
130 ...											
130 L 81 - 130 R 81	F6L913					6375		310	10	31 x 38	
150 ...											
150 E 100			OE with Predamper			1966		350	10	32 x 40	
150 R/L 10 - 150 S 10	F6L312		OE with Predamper			1966		350	10	32 x 40	
150 R/L 10 - 12						1513	7944	350	10	32 x 40	
150 S 11 M	F6L413		OE with Predamper			1711		380	10	32 x 40	
160 ...											
160 L 81 - 160 R 81			OE with predamper			6373		330	10	31 x 38	
170 ...											
170 E 100 - TR	F6L413		OE with Predamper			1966		350	10	32 x 40	
170 L 100 - R - TR			OE with Predamper			1966	7944	350	10	32 x 40	
170 SH 100	F6L413		OE with Predamper			1711		380	10	32 x 40	
200 ...											
200 E 12 - R/L	F8L312		OE with Predamper			1711		380	10	32 x 40	
200 E 110			OE with Predamper			1711	7946	380	10	32 x 40	
200 LS/RS 12	F8L312		OE with Predamper			1711		380	10	32 x 40	
200 SH 110			OE with Predamper			1711		380	10	32 x 40	
220 ...											
226 L 117		GBox: S 4-90	OE with Predamper			1667	7906	420	10	36 x 45	
230 ...											
230 E 100/110			OE with Predamper			1711	7917	380	10	32 x 40	
230 E 100 (2547021)			OE with Predamper			1966	7944	350	10	32 x 40	
230 E 113 (2547018) - L 120 - T 117			OE with Predamper			1711		380	10	32 x 40	
230 E 113 (42246020) - E 117 - T 117 (42246022)			OE with Predamper			1606	7906	380	10	36 x 45	
230 E 113 (42246069)			OE with Predamper			1606	7906	380	10	36 x 45	
230 E 120			OE with Predamper			1711	7946	380	10	32 x 40	
230 EV 110/120			OE with Predamper			1606	7917	380	10	36 x 45	
230 L 117		GBox: S 6-70/3	OE with Predamper			1606		380	10	36 x 45	
230 L 117	F8L413F	GBox: S 6-65	OE with Predamper			1667	7906	420	10	36 x 45	
230 R 100/120 230 TR 100/120	F8L413		OE with Predamper			1711	7946	380	10	32 x 40	
230 SH 110		GBox: S 6-70/3	OE with Predamper			1711		380	10	32 x 40	
230 SH 110	F8L914					2346		380	10	36 x 45	
260 ...											
260 E 113 (42246065/70)			OE with Predamper			1606	7906	380	10	36 x 45	
260 E 113 (42246068)			OE with Predamper			1606	7906	380	10	36 x 45	
260 E 113 (42246073/79)			OE with Predamper			1667	7906	420	10	36 x 45	
260 L 117		GBox: S 6-65	OE with Predamper			1606		380	10	36 x 45	
260 L 117	F8L413F	GBox: S 6-65	OE with Predamper			1667	7906	420	10	36 x 45	
260 R 106/119						9329	7906	420	10	36 x 45	
260 SH 110	F8L413F	GBox: S 6-65	OE with Predamper			1667	7906	420	10	36 x 45	
280 ...											
280 E 113						9329	7906	420	10	36 x 45	
2000											
2000	F8L413F	GBox: S 6-65	OE with Predamper			1606	7906	380	10	36 x 45	
MAN											
F 90											
16.242	D2866F		OE with Predamper	85 ->		2969	7999	400	10	36 x 45	
16.262 - 30.262 - 31.262 - 36.272	D2865LF		OE with Predamper	85 -> 93		2969	7999	400	10	36 x 45	
16.272	D2865LF01/02		OE with Predamper	90 ->		2969	7999	400	10	36 x 45	
16.292 - 28.292 - 30.292 - 31.292 - 32.292 - 36.292 - 36.332 - 39.292	D2866LF07		OE with Predamper	85 -> 93		2789	7999	400	10	41 x 51	
16.292 - 28.292 - 30.292 - 31.292 - 32.292 - 36.292 - 36.332 - 39.292	D2866LF07			85 -> 93	Y918 8996	9216	7999	430	10	41 x 51	
16.302 - 28.302 - 30.302 - 31.302	D2866LF04		OE with Predamper	90 -> 92		2789	7999	400	10	41 x 51	
16.322	D2865LF03/06		OE with Predamper	90 ->		2789	7999	400	10	41 x 51	












		 				  	E. SASSONE				Ø	Z	Spines	
16.332 - 28.332 - 30.332 - 31.332 - 38.332	D2866LF08		OE with Predamper	85 -> 95			2789	7999	400	10	41 x 51			
16.332 - 28.332 - 30.332 - 31.332 - 38.332	D2866LF08			85 -> 95	Y918	8996	9216	7999	430	10	41 x 51			
16.342 - 28.342	D2865LF			88 ->	Y918	8996	9216	7999	430	10	41 x 51			
16.362 - 38.362 - 48.362	D2866KF			85 -> 92	Y918	8996	9216	7999	430	10	41 x 51			
16.372	D2866LF01/03		OE with Predamper	90 ->			2789	7999	400	10	41 x 51			
16.372	D2866LF01/03			90 ->	Y918	8996	9216	7999	430	10	41 x 51			
16.402 - 16.422 - 48.332	D2866LF			94 ->	Y918	8996	9216	7999	430	10	41 x 51			
17.462 - 19.462 - 22.462 - 24.462 - 32.462	D2840LF		Double disc	88 -> 92			9245	7999	400	10	41 x 51	6146		
17.462 - 19.462 - 22.462 - 24.462 - 32.462	D2840LF			88 -> 92	Y918	8996	9216	7999	430	10	41 x 51			
17.502	D2840LF01/04		Double disc	89 ->			9245	7999	400	10	41 x 51	6146		
17.502	D2840LF01/04			89 ->	Y918	8996	9216	7999	430	10	41 x 51			
19.242	D2866F		OE with Predamper	88 -> 89			2789	7999	400	10	41 x 51			
19.242	D2866F		OE with Predamper	88 -> 89			2969	7999	400	10	36 x 45			
19.242	D2866		PTO - OE with PD	88 -> 89			1929		420	10	51 x 41			
19.272	D2865LF01/02		OE with Predamper	90 -> 95			2789	7999	400	10	41 x 51			
19.272	D2865LF01/02		OE with Predamper	90 -> 95			2969	7999	400	10	36 x 45			
19.272	D2865		PTO - OE with PD	90 -> 95			1929		420	10	51 x 41			
19.292	D2865LF		OE with Predamper	88 -> 90			2789	7999	400	10	41 x 51			
19.292	D2865LF		OE with Predamper	88 -> 90			2969	7999	400	10	36 x 45			
19.292	D2865LF			88 -> 90	Y918	8996	9216	7999	430	10	41 x 51			
19.302	D2866LF04		OE with Predamper	90 -> 92			2789	7999	400	10	41 x 51			
19.302	D2866		PTO - OE with PD	90 -> 92			1929		420	10	51 x 41			
19.322	D2865LF03/06		OE with Predamper	90 -> 93			2789	7999	400	10	41 x 51			
19.322		93->		93-> 95	Y918	8996	9216	7999	430	10	41 x 51			
19.322	D2865		PTO - OE with PD	90 -> 95			1929		420	10	51 x 41			
19.332	D2866LF08		OE with Predamper	86 -> 90			2789	7999	400	10	41 x 51			
19.332	D2866LF08			86 -> 90	Y918	8996	9216	7999	430	10	41 x 51			
19.332	D2866		PTO - OE with PD	86 -> 90			1929		420	10	51 x 41			
19.342	D2865LF			94 -> 96	Y918	8996	9216	7999	430	10	41 x 51			
19.362	D2865LF		OE with Predamper	88 -> 90			2789	7999	400	10	41 x 51			
19.362	D2865LF		OE with Predamper	88 -> 90			2969	7999	400	10	36 x 45			
19.362	D2866KF			88 -> 90	Y918	8996	9216	7999	430	10	41 x 51			
19.362	D2865/66		PTO - OE with PD	88 -> 90			1929		420	10	51 x 41			
19.372 - 25.372	D2866LXF-LF		OE with Predamper	90 -> 96			2789	7999	400	10	41 x 51			
19.372 - 25.372	D2866LXF-LF			90 -> 96	Y918	8996	9216	7999	430	10	41 x 51			
19.372 - 25.372	D2866LXF-LF		Double disc	90 -> 96			9245	7999	400	10	41 x 51	6146		
19.372 - 25.372	D2866LXF-LF		PTO - OE with PD	90 -> 96			1929		420	10	51 x 41			
19.402	D2866LF			94 -> 96	Y918	8996	9216	7999	430	10	41 x 51			
19.422	D2866LF06/09			90 -> 95	Y918	8996	9216	7999	430	10	41 x 51			
19.422	D2866		PTO - OE with PD	90 -> 95			1929		420	10	51 x 41			
19.432 - 23.372 - 24.372	D2866LF03			88 ->	Y918	8996	9216	7999	430	10	41 x 51			
19.462	D2840LF			87 -> 89	Y918	8996	9216	7999	430	10	41 x 51			
19.462	D2840LF		Double disc	89 -> 90			9245	7999	400	10	41 x 51	6146		
19.462	D2840		PTO - OE with PD	87 -> 90			1929		420	10	51 x 41			
19.502	D2840LF01/04			90 -> 96	Y918	8996	9216	7999	430	10	41 x 51			
19.502	D2840LF01/04		Double disc	90 -> 96			9245	7999	400	10	41 x 51	6146		
22.242 - 22.262 - 22.272 - 25.242 - 25.262	D2866LF/65LF		OE with Predamper	88 ->			2969	7999	400	10	36 x 45			
22.242 - 22.262 - 22.272 - 25.242 - 25.262	D2866LF/65LF		Double disc	88 ->			9245	7999	400	10	41 x 51	6146		
22.292 - 25.292	D2866LF07		OE with Predamper	86 -> 92			2789	7999	400	10	41 x 51			
22.292 - 25.292	D2866LF07			86 -> 92	Y918	8996	9216	7999	430	10	41 x 51			
22.292 - 25.292	D2866LF07		Double disc	86 -> 92			9245	7999	400	10	41 x 51	6146		
22.302 - 22.322	D2865LF03/06		OE with Predamper	89 -> 92			2789	7999	400	10	41 x 51			
22.302 - 22.322	D2865LF03/06		Double disc	89 -> 92			9245	7999	400	10	41 x 51	6146		
22.332 - 22.372 - 25.332	D2866LF03/08		OE with Predamper	86 ->			2789	7999	400	10	41 x 51			
22.332 - 22.372 - 25.332	D2866LF03/08			86 ->	Y918	8996	9216	7999	430	10	41 x 51			
22.332 - 22.372 - 25.332	D2866LF03/08		Double disc	86 ->			9245	7999	400	10	41 x 51	6146		












		 				 E. SASSONE  	Ø	Z	Spines			
22.362 - 25.362	D2866KF			86 -> 92	Y918	8996	9216	7999	430	10	41 x 51	
22.362 - 25.362	D2866KF		Double disc	86 -> 92			9245	7999	400	10	41 x 51	6146
22.422	D2866LF06/09			89 ->	Y918	8996	9216	7999	430	10	41 x 51	
22.422	D2866LF06/09		Double disc	89 ->			9245	7999	400	10	41 x 51	6146
22.502 - 35.502	D2840LF01/04			90 ->	Y918	8996	9216	7999	430	10	41 x 51	
22.502 - 35.502	D2840LF01/04		Double disc	90 ->			9245	7999	400	10	41 x 51	6146
23.272 - 23.322	D2865LF02/05		OE with Predamper	-> 93			2789	7999	400	10	41 x 51	
23.272 - 23.322	D2865LF02/05		07.1993->	93 ->	Y918	8996	9216	7999	430	10	41 x 51	
23.342 - 24.342	D2865LF21			94 ->	Y918	8996	9216	7999	430	10	41 x 51	
23.372 - 24.372	D2866LF03		OE with Predamper	92 -> 93			2789	7999	400	10	41 x 51	
23.422 - 27.422 - 28.422 - 30.422 - 31.422 - 38.422	D2866LF06/09			90 ->	Y918	8996	9216	7999	430	10	41 x 51	
24.242	D2866F		OE with Predamper	88 -> 90			2789	7999	400	10	41 x 51	
24.242	D2866F		OE with Predamper	88 -> 90			2969	7999	400	10	36 x 45	
24.242	D2866F		Double disc	88 -> 90			9245	7999	400	10	41 x 51	6146
24.262	D2865LF		OE with Predamper	88 -> 90			2789	7999	400	10	41 x 51	
24.262	D2865LF		OE with Predamper	88 -> 90			2969	7999	400	10	36 x 45	
24.262	D2865LF		Double disc	88 -> 90			9245	7999	400	10	41 x 51	6146
24.272	D2865LF01/05		OE with Predamper	90 -> 95			2789	7999	400	10	41 x 51	
24.272	D2865LF01/05		OE with Predamper	90 -> 95			2969	7999	400	10	36 x 45	
24.272	D2865LF01/05		Double disc	90 -> 95			9245	7999	400	10	41 x 51	6146
24.272	D2865		PTO - OE with PD	90 -> 95			1929		420	10	51 x 41	
24.292	D2866LF07		OE with Predamper	86 -> 90			2789	7999	400	10	41 x 51	
24.292	D2866LF07			86 -> 90	Y918	8996	9216	7999	430	10	41 x 51	
24.292	D2866LF07		Double disc	86 -> 90			9245	7999	400	10	41 x 51	6146
24.302	D2866LF04		OE with Predamper	90 -> 95			2789	7999	400	10	41 x 51	
24.302	D2866LF04		Double disc	90 -> 95			9245	7999	400	10	41 x 51	6146
24.302	D2866		PTO - OE with PD	90 -> 95			1929		420	10	51 x 41	
24.322	D2865LF03		OE with Predamper	90 -> 95			2789	7999	400	10	41 x 51	
24.322	D2865LF03		Double disc	90 -> 93			9245	7999	400	10	41 x 51	6146
24.322	D2865LF03. 06			90 -> 95	Y918	8996	9216	7999	430	10	41 x 51	
24.322	D2865		PTO - OE with PD	90 -> 95			1929		420	10	51 x 41	
24.332	D2866LF08		OE with Predamper	86 -> 90			2789	7999	400	10	41 x 51	
24.332	D2866LF08			86 -> 90	Y918	8996	9216	7999	430	10	41 x 51	
24.332	D2866LF08		Double disc	86 -> 90			9245	7999	400	10	41 x 51	6146
24.342	D2865LF09			94 -> 95	Y918	8996	9216	7999	430	10	41 x 51	
24.342	D2865LF09		Double disc	94 -> 95			9245	7999	400	10	41 x 51	6146
24.362	D2866KF			86 -> 90	Y918	8996	9216	7999	430	10	41 x 51	
24.362	D2866KF		Double disc	86 -> 90			9245	7999	400	10	41 x 51	6146
24.362	D2866		PTO - OE with PD	86 -> 90			1929		420	10	51 x 41	
24.372	D2866LXF		OE with Predamper	90			2789	7999	400	10	41 x 51	
24.372	D2866LXF			90	Y918	8996	9216	7999	430	10	41 x 51	
24.372	D2866LXF		Double disc	90			9245	7999	400	10	41 x 51	6146
24.372	D2866LXF		PTO - OE with PD	90			1929		420	10	51 x 41	
24.372 DF	D2866LF01/05		OE with Predamper	90 -> 95			2789	7999	400	10	41 x 51	
24.372 DF	D2866LF01/05			90 -> 95	Y918	8996	9216	7999	430	10	41 x 51	
24.372 DF	D2866LF01/05		Double disc	90 -> 95			9245	7999	400	10	41 x 51	6146
24.372 DF	D2866		PTO - OE with PD	90 -> 95			1929		420	10	51 x 41	
24.402 - 26.342 - 26.402 - 32.392 - 32.342 - 32.372 - 32.402 - 33.372 - 33.322 - 33.342 - 33.372 - 33.402	D2866LF/LFZ		OE with Predamper	90 -> 96			2789	7999	400	10	41 x 51	
24.402 - 26.342 - 26.402 - 32.392 - 32.342 - 32.372 - 32.402 - 33.372 - 33.322 - 33.342 - 33.372 - 33.402	D2866LF/LFZ			90 -> 96	Y918	8996	9216	7999	430	10	41 x 51	
24.402 - 26.342 - 26.402 - 32.392 - 32.342 - 32.372 - 32.402 - 33.372 - 33.322 - 33.342 - 33.372 - 33.402	D2866LF/LFZ		Double disc	90 -> 96			9245	7999	400	10	41 x 51	6146
24.402 - 26.342 - 26.402 - 32.392 - 32.342 - 32.372 - 32.402 - 33.372 - 33.322 - 33.342 - 33.372 - 33.402	D2866LF/LFZ		PTO	90 -> 96			9216		430	10	41 x 51	
33.422 - 35.322 - 35.302 - 35.362 - 35.372	D2866LF/LFZ		OE with Predamper	88 -> 95			2789	7999	400	10	41 x 51	
33.422 - 35.322 - 35.302 - 35.362 - 35.372	D2866LF/LFZ			88 -> 95	Y918	8996	9216	7999	430	10	41 x 51	
33.422 - 35.322 - 35.302 - 35.362 - 35.372	D2866LF/LFZ		Double disc	88 -> 95			9245	7999	400	10	41 x 51	6146
33.422 - 35.322 - 35.302 - 35.362 - 35.372	D2866LF/LFZ		PTO	88 -> 95			9216		430	10	41 x 51	
25.502 - 24.502	D2840LF01/04			90 -> 92	Y918	8996	9216	7999	430	10	41 x 51	












		 				 E. SASSONE  	 Ø  Z Splines 				
25.502 - 24.502	D2840LF01/04		Double disc	90 -> 92		9245	7999	400	10	41 x 51	6146
26.242 - 26.332 - 26.362	D2866		PTO - OE with PD	90 ->		1929		420	10	51 x 41	
26.242 - 26.242 DFAK	D2866F		OE with Predamper	88 -> 89		2789	7999	400	10	41 x 51	
26.242 - 26.242 DFAK	D2866F		OE with Predamper	88 -> 89		2969	7999	400	10	36 x 45	
26.242 - 26.242 DFAK	D2866F		Double disc	88 -> 89		9245	7999	400	10	41 x 51	6146
24.422	D2866LF06/09			90 -> 95	Y918	8996	9216	7999	430	10	41 x 51
24.422	D2866LF06/09		Double disc	90 -> 95		9245	7999	400	10	41 x 51	6146
24.422	D2866		PTO - OE with PD	90 -> 95		1929		420	10	51 x 41	
26.256 - 26.280	D2566MF		PTO			1937		420	10	36 x 45	
24.462	D2840LF460			89 -> 90	Y918	8996	9216	7999	430	10	41 x 51
24.462	D2840LF460		Double disc	89 -> 90		9245	7999	400	10	41 x 51	6146
26.262	D2865LF		OE with Predamper	88 -> 90		2789	7999	400	10	41 x 51	
26.262	D2865LF		OE with Predamper	88 -> 90		2969	7999	400	10	36 x 45	
26.262	D2865LF		Double disc	88 -> 90		9245	7999	400	10	41 x 51	6146
26.262	D2865		PTO - OE with PD	88 -> 90		1929		420	10	51 x 41	
26.272	D2865LF01/05		Double disc	90 -> 96		9245	7999	400	10	41 x 51	6146
26.272	D2865LF01/05		OE with Predamper	90 -> 96		2789	7999	400	10	41 x 51	
26.272	D2865LF01/05		OE with Predamper	90 -> 96		2969	7999	400	10	36 x 45	
26.272	D2865		PTO - OE with PD	90 -> 96		1929		420	10	51 x 41	
25.272	D2865LF01/02		OE with Predamper	90 -> 92		2789	7999	400	10	41 x 51	
25.272	D2865LF01/02		OE with Predamper	90 -> 92		2969	7999	400	10	36 x 45	
25.272	D2865LF01/02		Double disc	90 -> 92		9245	7999	400	10	41 x 51	6146
25.272	D2865		PTO - OE with PD	90 -> 92		1929		420	10	51 x 41	
26.292	D2866LF07		OE with Predamper	90 ->		2789	7999	400	10	41 x 51	
26.292	D2866		PTO - OE with PD	90 ->		1929		420	10	51 x 41	
26.292	D2866LF07		OE with Predamper	87 -> 90		2789	7999	400	10	41 x 51	
26.292	D2866LF07		OE with Predamper	87 -> 90		2969	7999	400	10	36 x 45	
26.292	D2866LF07		Double disc	87 -> 90		9245	7999	400	10	41 x 51	6146
26.292	D2866		PTO - OE with PD	87 -> 90		1929		420	10	51 x 41	
25.302	D2866LF04		OE with Predamper	90 -> 91		2789	7999	400	10	41 x 51	
25.302	D2866LF04		Double disc	90 -> 91		9245	7999	400	10	41 x 51	6146
25.302	D2866		PTO - OE with PD	90 -> 91		1929		420	10	51 x 41	
25.322	D2865LF03/06		OE with Predamper	90 -> 92		2789	7999	400	10	41 x 51	
25.322	D2865LF03/06		Double disc	90 -> 92		9245	7999	400	10	41 x 51	6146
25.322	D2866		PTO - OE with PD	90 -> 92		1929		420	10	51 x 41	
26.302	D2866LF04		OE with Predamper	90 -> 91		2789	7999	400	10	41 x 51	
26.302	D2866LF04		Double disc	90 -> 91		9245	7999	400	10	41 x 51	6146
26.302	D2865LF01/05		OE with Predamper	90 -> 91		2969	7999	400	10	36 x 45	
26.302	D2866		PTO - OE with PD	90 -> 91		1929		420	10	51 x 41	
25.372	D2866LF01/05		OE with Predamper	90 -> 92		2789	7999	400	10	41 x 51	
25.372	D2866LF01/05			90 -> 92	Y918	8996	9216	7999	430	10	41 x 51
25.372	D2866LF01/05		Double disc	90 -> 92		9245	7999	400	10	41 x 51	6146
25.372	D2866		PTO - OE with PD	90 -> 92		1929		420	10	51 x 41	
26.322	D2865LF03/06		OE with Predamper	90 -> 96		2789	7999	400	10	41 x 51	
26.322	D2865LF03/06		Double disc	90 -> 96		9245	7999	400	10	41 x 51	6146
25.422	D2866LF06/09			90 -> 92	Y918	8996	9216	7999	430	10	41 x 51
25.422	D2866LF06/09		Double disc	90 -> 92		9245	7999	400	10	41 x 51	6146
25.422	D2866		PTO - OE with PD	90 -> 92		1929		420	10	51 x 41	
26.332 - 38.302 - 48.292	D2866LF290		OE with Predamper	89 -> 91		2789	7999	400	10	41 x 51	
26.332 DF - DKF	D2866LF08		OE with Predamper	87 -> 90		2789	7999	400	10	41 x 51	
26.332 DF - DKF	D2866LF08			87 -> 90	Y918	8996	9216	7999	430	10	41 x 51
26.332 DF - DKF	D2866LF08		Double disc	87 -> 90		9245	7999	400	10	41 x 51	6146
26.362	D2866KF			87 -> 90	Y918	8996	9216	7999	430	10	41 x 51
26.372	D2866LF01/05		OE with Predamper	90 -> 96		2789	7999	400	10	41 x 51	
26.372	D2866LF01/05			90 -> 96	Y918	8996	9216	7999	430	10	41 x 51
26.372	D2866LF01/05		Double disc	90 -> 96		9245	7999	400	10	41 x 51	6146












		 				  	E. SASSONE				Ø	Z	Spines	
26.372	D2866		PTO - OE with PD	90 -> 96			1929		420	10	51 x 41			
26.422	D2866LF06/09			90 -> 96	Y918	8996	9216	7999	430	10	41 x 51			
26.422	D2866LF06/09		Double disc	90 -> 96			9245	7999	400	10	41 x 51	6146		
26.422	D2866		PTO - OE with PD	90 -> 96			1929		420	10	51 x 41			
26.462	D2840LF			89 -> 90	Y918	8996	9216	7999	430	10	41 x 51			
26.462	D2840LF		Double disc	89 -> 90			9245	7999	400	10	41 x 51	6146		
26.502	D2840LF01/04			90 -> 96	Y918	8996	9216	7999	430	10	41 x 51			
26.502	D2840LF01/04		Double disc	90 -> 96			9245	7999	400	10	41 x 51	6146		
27.272 - 28.272 - 30.272 - 31.272	D2865LF01/05		OE with Predamper	90 ->			2969	7999	400	10	36 x 45			
27.292	D2866LF07		OE with Predamper	86 -> 92			2789	7999	400	10	41 x 51			
27.292	D2866LF07			86 -> 92	Y918	8996	9216	7999	430	10	41 x 51			
27.302	D2866LF04		OE with Predamper	90 -> 92			2789	7999	400	10	41 x 51			
27.322	D2865LF03/06		OE with Predamper	90 ->			2789	7999	400	10	41 x 51			
27.322	D2865LF03/06		PTO - OE with PD	90 ->			1929		420	10	51 x 41			
37.322	D2866LF08		OE with Predamper	86 -> 92			2789	7999	400	10	41 x 51			
37.322	D2866LF08			86 -> 92	Y918	8996	9216	7999	430	10	41 x 51			
27.362	D2866KF			87 -> 92	Y918	8996	9216	7999	430	10	41 x 51			
27.372	D2866LF01/05		OE with Predamper	90 ->			2789	7999	400	10	41 x 51			
27.372	D2866LF01/05			90 ->	Y918	8996	9216	7999	430	10	41 x 51			
27.462	D2840LF			89 ->	Y918	8996	9216	7999	430	10	41 x 51			
27.462	D2840LF		Double disc	89 ->			9245	7999	400	10	41 x 51	6146		
27.502	D2840LF01/07			90 ->	Y918	8996	9216	7999	430	10	41 x 51			
27.502	D2840LF01/07		Double disc	90 ->			9245	7999	400	10	41 x 51	6146		
28.242	D2866LF		OE with Predamper	87 -> 92			2969	7999	400	10	36 x 45			
28.242	D2866LF		PTO - OE with PD	87 -> 92			1929		420	10	51 x 41			
28.262	D2865LF		OE with Predamper	87 ->			2969	7999	400	10	36 x 45			
28.262	D2865LF		PTO - OE with PD	87 ->			1929		420	10	51 x 41			
28.322 - 30.322 - 31.322	D2865LF03/06		OE with Predamper	90 ->			2789	7999	400	10	41 x 51			
38.362	D2866KF			87 ->	Y918	8996	9216	7999	430	10	41 x 51			
38.362	D2866KF		PTO - OE with PD	87 ->			1929		420	10	51 x 41			
28.372 - 30.372 - 31.372	D2866LF01/05		OE with Predamper	90 ->			2789	7999	400	10	41 x 51			
28.372 - 30.372 - 31.372	D2866LF01/05			90 ->	Y918	8996	9216	7999	430	10	41 x 51			
28.402	D2865LF			88 ->	Y918	8996	9216	7999	430	10	41 x 51			
30.342 - 41.342	D2865			94 ->	Y918	8996	9216	7999	430	10	41 x 51			
30.342 - 41.342	D2865		PTO - OE with PD	94 ->			1929		420	10	51 x 41			
30.362 - 31.362	D2866KF			87 ->	Y918	8996	9216	7999	430	10	41 x 51			
30.402	D2866			94 ->	Y918	8996	9216	7999	430	10	41 x 51			
30.402	D2865		PTO - OE with PD	94 ->			1929		420	10	51 x 41			
31.342	D2865			94 ->	Y918	8996	9216	7999	430	10	41 x 51			
31.402	D2866			94 ->	Y918	8996	9216	7999	430	10	41 x 51			
32.262	D2865LF		OE with Predamper	89 -> 90			2969	7999	400	10	36 x 45			
32.272	D2865LF		OE with Predamper	90 -> 95			2969	7999	400	10	36 x 45			
32.272	D2865LF		PTO - OE with PD	90 -> 95			1929		420	10	51 x 41			
30.302	D2866LF04		OE with Predamper	90 -> 91			2789	7999	400	10	41 x 51			
30.302	D2866LF04		PTO - OE with PD	90 -> 91			1929		420	10	51 x 41			
32.322	D2865LF03/08		OE with Predamper	88 -> 96			2789	7999	400	10	41 x 51			
32.322	D2865LF03/08			88 -> 96	Y918	8996	9216	7999	430	10	41 x 51			
32.362	D2866KF			88 -> 90	Y918	8996	9216	7999	430	10	41 x 51			
32.362	D2866KF		PTO - OE with PD	88 -> 90			1929		420	10	51 x 41			
32.372	D2866LF01/05		OE with Predamper	90 -> 96			2789	7999	400	10	41 x 51			
32.372	D2866LF01/05			90 -> 96	Y918	8996	9216	7999	430	10	41 x 51			
32.402 - 41.402	D2866			94 -> 96	Y918	8996	9216	7999	430	10	41 x 51			
32.402 - 41.402	D2866		PTO - OE with PD	94 -> 96			1929		420	10	51 x 41			
32.422	D2866LF06/09			90 -> 96	Y918	8996	9216	7999	430	10	41 x 51			
33.242	D2866F/240		OE with Predamper	88			2969	7999	400	10	36 x 45			
33.362	D2865LF		OE with Predamper	88 -> 90			2969	7999	400	10	36 x 45			












		 				  	E. SASSONE			Ø	Z	Spines	
33.362	D2865LF		PTO - OE with PD	88 -> 90			1929			420	10	51 x 41	
33.272	D2865LF01/05		OE with Predamper	90 ->			2969	7999		400	10	36 x 45	
33.272	D2865LF		PTO - OE with PD	90 ->			1929			420	10	51 x 41	
33.292 - 33.332	D2866LF08		OE with Predamper	87 -> 90			2789	7999		400	10	41 x 51	
33.292 - 33.332	D2866LF08			87 -> 90	Y918	8996	9216	7999		430	10	41 x 51	
33.292 - 33.332	D2866LF/290/330		PTO - OE with PD	87 -> 90			1929			420	10	51 x 41	
33.302 - 36.302	D2866LF04		OE with Predamper	90 -> 93			2789	7999		400	10	41 x 51	
33.302 - 36.302	D2866LF		PTO - OE with PD	90 -> 93			1929			420	10	51 x 41	
33.332	D2865LF03/06		OE with Predamper	91 -> 96			2789	7999		400	10	41 x 51	
33.332	D2865LF03/06		PTO - OE with PD	91 -> 96			1929			420	10	51 x 41	
33.332	D2866LF08		OE with Predamper	87 -> 90			2789	7999		400	10	41 x 51	
33.332	D2866LF08			87 -> 90	Y918	8996	9216	7999		430	10	41 x 51	
33.332	D2866LF08		PTO - OE with PD	87 -> 90			1929			420	10	51 x 41	
33.362	D2866KF			87 -> 90	Y918	8996	9216	7999		430	10	41 x 51	
33.362	D2866KF/LXF		PTO - OE with PD	87 -> 90			1929			420	10	51 x 41	
33.372	D2866LF01/05		OE with Predamper	91 -> 96			2789	7999		400	10	41 x 51	
33.372	D2866LF01/05			91 -> 96	Y918	8996	9216	7999		430	10	41 x 51	
33.372	D2866LF		PTO - OE with PD	91 -> 96			1929			420	10	51 x 41	
33.422	D2866LF06/09			91 -> 96	Y918	8996	9216	7999		430	10	41 x 51	
33.422	D2866LF		PTO - OE with PD	91 -> 96			1929			420	10	51 x 41	
33.462	D2840LF460			89 -> 90	Y918	8996	9216	7999		430	10	41 x 51	
33.462	D2840LF460		Double disc	89 -> 90			9245	7999		400	10	41 x 51	6146
33.462	D2840LF460		PTO - OE with PD	89 -> 90			1929			420	10	51 x 41	
33.502	D2840LF01/04			91 -> 96	Y918	8996	9216	7999		430	10	41 x 51	
33.502	D2840LF01/04		Double disc	91 -> 96			9245	7999		400	10	41 x 51	6146
34.322 - 36.322	D2865LF03/06			90 ->	Y918	8996	9216	7999		430	10	41 x 51	
34.322 - 36.322	D2865LF03/06		OE with Predamper	90 ->			2789	7999		400	10	41 x 51	
34.322 - 36.322	D2865LF		PTO - OE with PD	90 ->			1929			420	10	51 x 41	
34.342 - 36.342	D2865			94 ->	Y918	8996	9216	7999		430	10	41 x 51	
34.342 - 36.342	D2865		PTO - OE with PD	94 ->			1929			420	10	51 x 41	
34.372	D2865LF01/06		OE with Predamper	90 ->			2789	7999		400	10	41 x 51	
34.372	D2865LF01/06			90 ->	Y918	8996	9216	7999		430	10	41 x 51	
34.372	D2865LF		PTO - OE with PD	90 ->			1929			420	10	51 x 41	
34.402 - 36.402	D2866			94 ->	Y918	8996	9216	7999		430	10	41 x 51	
34.402 - 36.402	D2866		PTO - OE with PD	94 ->			1929			420	10	51 x 41	
35.262 - 35.272	D2865LF02/60		OE with Predamper	89 -> 92			2969	7999		400	10	36 x 45	
35.262 - 35.272	D2865LF02/60		PTO - OE with PD	89 -> 92			1929			420	10	51 x 41	
35.292	D2866LF		OE with Predamper	88 -> 93			2789	7999		400	10	41 x 51	
35.292	D2866LF			88 -> 93	Y918	8996	9216	7999		430	10	41 x 51	
35.292	D2866LF		PTO - OE with PD	88 -> 95			1929			420	10	51 x 41	
35.322	D2865LF03/06		OE with Predamper	90 -> 96			2789	7999		400	10	41 x 51	
35.322	D2865LF		PTO - OE with PD	90 -> 96			1929			420	10	51 x 41	
35.302	D2866LF04		OE with Predamper	90 -> 91			2789	7999		400	10	41 x 51	
35.302	D2866LF		PTO - OE with PD	90 -> 91			1929			420	10	51 x 41	
35.342	D2865			94 -> 96	Y918	8996	9216	7999		430	10	41 x 51	
35.342	D2865		PTO - OE with PD	94 -> 96			1929			420	10	51 x 41	
35.362	D2866KF			88 -> 93	Y918	8996	9216	7999		430	10	41 x 51	
35.372	D2866LF01/05		OE with Predamper	90 -> 97			2789	7999		400	10	41 x 51	
35.372	D2866LF01/05			90 -> 97	Y918	8996	9216	7999		430	10	41 x 51	
35.402	D2866			94 -> 97	Y918	8996	9216	7999		430	10	41 x 51	
35.402	D2866		PTO - OE with PD	94 -> 97			1929			420	10	51 x 41	
35.422	D2866LF09			90 -> 97	Y918	8996	9216	7999		430	10	41 x 51	
36.262 - 36.272 - 36.292 - 36.332	D2865LF		PTO - OE with PD	91 ->			1929			420	10	51 x 41	
36.362	D2866KF			88 -> 93	Y918	8996	9216	7999		430	10	41 x 51	
36.362	D2865		PTO - OE with PD	88 -> 93			1929			420	10	51 x 41	
36.372	D2866LF01/05			90 ->	Y918	8996	9216	7999		430	10	41 x 51	












		 				  	E. SASSONE				Ø	Z	Spines	
36.372	D2866LF01/05		OE with Predamper	90 ->			2789	7999	400	10	41 x 51			
36.372	D2866LF		PTO - OE with PD	90 ->			1929		420	10	51 x 41			
36.422	D2866LF06/09			90 ->	Y918	8996	9216	7999	430	10	41 x 51			
36.422	D2866LF		PTO - OE with PD	90 ->			1929		420	10	51 x 41			
38.372	D2866LF01/05		OE with Predamper	89 ->			2789	7999	400	10	41 x 51			
38.372	D2866LF01/05		Double disc				9245	7999	400	10	41 x 51	6146		
40.362	D2866KF		Double disc	90 ->			9245	7999	400	10	41 x 51	6146		
40.372 - 40.422	D2866LF01/05		Double disc	91 -> 96			9245	7999	400	10	41 x 51	6146		
40.402 - 40.422	D2866LF06/16			91 -> 96	Y918	8996	9216	7999	430	10	41 x 51			
40.402 - 40.422	D2866LF06/16		Double disc	91 -> 96			9245	7999	400	10	41 x 51	6146		
40.462 - 40.502	D2840LF460			89 -> 96	Y918	8996	9216	7999	430	10	41 x 51			
40.462 - 40.502	D2840LF460		Double disc	89 -> 96			9245	7999	400	10	41 x 51	6146		
40.462 - 40.502	D2840LF460		PTO	89 -> 96			9216		430	10	41 x 51			
41.262 - 41.272	D2865LF02/260		OE with Predamper	89 -> 91			2789	7999	400	10	41 x 51			
41.262 - 41.272	D2865LF02/260		PTO - OE with PD	89 -> 91			1929		420	10	51 x 41			
41.262 - 41.272	D2865LF02/260		OE with Predamper	89 -> 91			2789	7999	400	10	41 x 51			
41.262 - 41.272	D2865LF02/260			89 -> 91	Y918	8996	9216	7999	430	10	41 x 51			
41.292 - 41.332	D2866LF290/330		OE with Predamper	88 -> 90			2789	7999	400	10	41 x 51			
41.292 - 41.332	D2866LF290/330			88 -> 90	Y918	8996	9216	7999	430	10	41 x 51			
41.292 - 41.332	D2866LF290/330		PTO - OE with PD	88 -> 90			1929		420	10	51 x 41			
41.302	D2866LF04		OE with Predamper	90 -> 93			2789	7999	400	10	41 x 51			
41.302	D2866		PTO - OE with PD	90 -> 93			1929		420	10	51 x 41			
41.322	D2865LF03/06		OE with Predamper	90 -> 96			2789	7999	400	10	41 x 51			
41.322	D2865LF03/06			90 -> 96	Y918	8996	9216	7999	430	10	41 x 51			
41.322	D2865LF03/06		PTO - OE with PD	90 -> 96			1929		420	10	51 x 41			
41.362	D2866KF			88 -> 90	Y918	8996	9216	7999	430	10	41 x 51			
41.362	D2866LXF		PTO - OE with PD	88 -> 90			1929		420	10	51 x 41			
41.372	D2866LF01/05		OE with Predamper	90 -> 96			2789	7999	400	10	41 x 51			
41.372	D2866LF01/05			90 -> 96	Y918	8996	9216	7999	430	10	41 x 51			
41.372	D2866		PTO - OE with PD	90 -> 96			1929		420	10	51 x 41			
41.422	D2866LF06/09			90 -> 96	Y918	8996	9216	7999	430	10	41 x 51			
F 90 Unterflur														
14.262 - 14.272 - 17.262 - 17.272	D2865LF	GBox: ZF	OE with Predamper	89 -> 94			2969	7999	400	10	36 x 45			
14.262 - 14.272 - 17.262 - 17.272	D2865LF		OE with Predamper	89 -> 94			2789	7999	400	10	41 x 51			
16.332 - 22.332 - 25.332 - 26.332	D2866LF/LU			86 -> 92	Y918	8996	9216	7999	430	10	41 x 51			
16.372	D2866LF03		OE with Predamper	89 ->			2789	7999	400	10	41 x 51			
16.372	D2866LF03			90 ->	Y918	8996	9216	7999	430	10	41 x 51			
19.322 U - UL - ULL	D2865LF03. 06		OE with Predamper	90 -> 93			2789	7999	400	10	41 x 51			
19.322 U - UL - ULL	D2865LF03. 06			93 -> 94	Y918	8996	9216	7999	430	10	41 x 51			
19.322 U - UL - ULL	D2865		PTO - OE with PD	90 -> 94			1929		420	10	51 x 41			
19.332 U - UL - ULL	D2866LF/LU			86 -> 90	Y918	8996	9216	7999	430	10	41 x 51			
19.332 U - UL - ULL	D2866		PTO - OE with PD	86 -> 90			1929		420	10	51 x 41			
19.362 U - UL - ULL	D2866KF/LU			86 -> 91	Y918	8996	9216	7999	430	10	41 x 51			
19.362 U - UL - ULL	D2866		PTO - OE with PD	86 -> 91			1929		420	10	51 x 41			
19.372 U - ULL	D2866LF03		OE with Predamper	90 -> 94			2789	7999	400	10	41 x 51			
19.372 U - ULL	D2866LF03			90 -> 94	Y918	8996	9216	7999	430	10	41 x 51			
19.372 U - ULL	D2866		PTO - OE with PD	90 -> 94			1929		420	10	51 x 41			
19.422 U - ULL	D2866LF06/09			90 -> 94	Y918	8996	9216	7999	430	10	41 x 51			
19.422 U - ULL	D2866		PTO - OE with PD	90 -> 94			1929		420	10	51 x 41			
22.362 - 25.362 - 26.362	D2866KF/LU			86 ->	Y918	8996	9216	7999	430	10	41 x 51			
22.372	D2866LF03		OE with Predamper	90 ->			2789	7999	400	10	41 x 51			
22.372	D2866LF03			90 ->	Y918	8996	9216	7999	430	10	41 x 51			
22.422	D2866LF06			89 ->	Y918	8996	9216	7999	430	10	41 x 51			
23.322	D2865LF03/06		OE with Predamper	89 ->			2789	7999	400	10	41 x 51			
23.362	D2866LF			88 ->	Y918	8996	9216	7999	430	10	41 x 51			
24.322 UNL - UNLL	D2865LF03		OE with Predamper	90			2789	7999	400	10	41 x 51			












		 				 E. SASSONE  	Ø	Z	Spines	
24.322 UNL - UNLL	D2865		PTO - OE with PD	90		1929	420	10	51 x 41	
24.322 UNL - UNLL - 24.362 UNL - UNLL	D2866KF/LU			86 -> 90	Y918	8996 9216 7999	430	10	41 x 51	
24.372 UNL - UNLL	D2866LF03			90	Y918	8996 9216 7999	430	10	41 x 51	
24.372 UNL - UNLL	D2866LF03		OE with Predamper	90		2789 7999	400	10	41 x 51	
24.372 UNL - UNLL	D2866		PTO - OE with PD	90		1929	420	10	51 x 41	
24.422 UNL - UNLL	D2866LF06			90	Y918	8996 9216 7999	430	10	41 x 51	
24.422 UNL - UNLL	D2866		PTO - OE with PD	90		1929	420	10	51 x 41	
25.322 UNL - UNLL	D2865LF03		OE with Predamper	90 -> 92		2789 7999	400	10	41 x 51	
25.322 UNL - UNLL	D2865		PTO - OE with PD	90 -> 92		1929	420	10	51 x 41	
25.372 UNL - UNLL	D2866LF03		OE with Predamper	90 -> 92		2789 7999	400	10	41 x 51	
25.372 UNL - UNLL	D2866LF03			90 -> 92	Y918	8996 9216 7999	430	10	41 x 51	
25.372 UNL - UNLL	D2866		PTO - OE with PD	90 -> 92		1929	420	10	51 x 41	
25.422 UNL - UNLL	D2866LF06			90 -> 92	Y918	8996 9216 7999	430	10	41 x 51	
25.422 UNL - UNLL	D2866		PTO - OE with PD	90 -> 92		1929	420	10	51 x 41	
26.322 UNL - UNLL	D2865LF03		OE with Predamper	90 -> 94		2789 7999	400	10	41 x 51	
26.322 UNL - UNLL	D2865		PTO - OE with PD	90 -> 94		1929	420	10	51 x 41	
26.372 UNL - UNLL	D2866LF03		OE with Predamper	90 -> 94		2789 7999	400	10	41 x 51	
26.372 UNL - UNLL	D2866LF03			90 -> 94	Y918	8996 9216 7999	430	10	41 x 51	
26.422 UNL - UNLL	D2866LF06			90 -> 94	Y918	8996 9216 7999	430	10	41 x 51	
F 2000										
11.153 - 11.163 - 12.153	D0824LFL			96 ->		8989 9247	395	10	36 x 45	
11.153 - 11.163 - 12.153	D0824LFL			96 ->		6294	362	10	31 x 38	
13.153 - 13.163 - 14.153 - 15.153 - 15.163	D0824L/LFL			96 ->		8989 9247	395	10	36 x 45	
13.153 - 13.163 - 14.153 - 15.153 - 15.163	D0824L/LFL			96 ->		6294	362	10	31 x 38	
18.273 - 18.293 - 18.323 - 18.343 - 32.323 - 35.393 - 35.323 - 37.323 - 37.343 - 41.323	D2865LF			94 ->	Y918	8996 9216 7999	430	10	41 x 51	
18.273 - 18.293 - 18.323 - 18.343 - 32.323 - 35.393 - 35.323 - 37.323 - 37.343 - 41.323	D2865LF		PTO	94 ->		6294	430	10	31 x 38	
18.373 - 18.403 - 18.423 - 18.463 - 21.373 4x4	D2866LF21			94 ->	Y918	8996 9216 7999	430	10	41 x 51	
18.373 - 18.403 - 18.423 - 18.463 - 19.404 - 19.463 - 19.464	D2866				Y918	8996 9216 7999	430	10	41 x 51	
18.373 - 18.403 - 18.423 - 18.463 - 19.404 - 19.463 - 19.464	D2840		Double disc			9248	400	10	41 x 51	6130
19.233 - 19.373 - 19.403 - 19.423 - 26.426 - 33.463	D2840		Double disc	94 ->		9248	400	10	41 x 51	6130
19.233 - 19.403 - 19.423	D2866			94 ->	Y918	8996 9216 7999	430	10	41 x 51	
19.233 - 19.403 - 19.423	D2866		PTO	94 ->		9216	430	10	41 x 51	
26.373 - 26.404 - 28.373 - 28.403 - 28.423	D2866			94 ->	Y918	8996 9216 7999	430	10	41 x 51	
26.373 - 26.404 - 28.373 - 28.403 - 28.423	D2866		PTO	94 ->		9216	430	10	41 x 51	
33.403	D2866			94 ->	Y918	8996 9216 7999	430	10	41 x 51	
33.403	D2866		PTO	94 ->		9216	430	10	41 x 51	
19.273 - 19.293 - 19.323 - 19.343	D2865LF20/24			94 ->	Y918	8996 9216 7999	430	10	41 x 51	
19.273 - 19.293 - 19.323 - 19.343	D2865LF20/24		PTO	94 ->		6294	430	10	31 x 38	
19.314 - 19.364 - 19.414 - 26.413 - 26.414	D2866LF31/34			98 ->	Y918	8996 9216 7999	430	10	41 x 51	
19.323	D2865			94 -> 95	Y918	8996 9216 7999	430	10	41 x 51	
19.323	D2865LF			94 -> 95	Y918	8996 9216 7999	430	10	41 x 51	
19.344 - 21.343 - 23.344 - 24.343 - 28.343	D2865LF21			94 ->	Y918	8996 9216 7999	430	10	41 x 51	
19.344 - 21.343 - 23.344 - 24.343 - 28.343	D2865LF21		PTO	94 ->		9216	430	10	41 x 51	
19.373	D2866LF21			94 ->	Y918	8996 9216 7999	430	10	41 x 51	
19.373	D2866LF21			94 ->		9216	430	10	41 x 51	
19.404 - 23.404 - 24.403 - 25.403 - 26.403	D2866LF20			94 ->	Y918	8996 9216 7999	430	10	41 x 51	
19.404 - 23.404 - 24.403 - 25.403 - 26.403	D2866LF20			94 ->		9216	430	10	41 x 51	
19.404	D2866LF20			95 -> 96	Y918	8996 9216 7999	430	10	41 x 51	
19.404	D2866LF20			96 ->	Y918	8996 9216 7999	430	10	41 x 51	
19.404	D2866LF20		PTO	96 ->		9216	430	10	41 x 51	
19.463	D2876LF02			94 ->	Y918	8996 9216 7999	430	10	41 x 51	
19.463	D2876LF02		PTO	94 ->		9216	430	10	41 x 51	
19.464 - 21.403	D2866LF20			94 ->	Y918	8996 9216 7999	430	10	41 x 51	
19.464	D2876LF02			95 -> 96	Y918	8996 9216 7999	430	10	41 x 51	
19.464	D2876LF02			96 ->	Y918	8996 9216 7999	430	10	41 x 51	
19.464	D2876LF02		PTO	96 ->		9216	430	10	41 x 51	












		 				  	E. SASSONE			Ø	Z	Spines	
19.464 - 26.233 - 26.463	D2876LF02/06			98 ->	Y918	8996	9216	7999	430	10	41 x 51		
19.464 - 26.233 - 26.463	D2876LF02/06		PTO	99 ->			9216		430	10	41 x 51		
19.603	D2840		Double disc	96 ->			9248		400	10	41 x 51	6130	
21.273 - 26.273	D2865LF22			94 ->	Y918	8996	9216	7999	430	10	41 x 51		
21.293 - 33.293	D2865LF24			94 ->	Y918	8996	9216	7999	430	10	41 x 51		
21.323 - 26.323 - 33.323	D2865LF23			94 ->	Y918	8996	9216	7999	430	10	41 x 51		
21.423 4x4	D2866LF22			94 ->	Y918	8996	9216	7999	430	10	41 x 51		
21.463 4x4	D2876LF02			94 ->	Y918	8996	9216	7999	430	10	41 x 51		
23.273 - 24.273	D2865LF22			94 ->	Y918	8996	9216	7999	430	10	41 x 51		
23.273 - 24.273	D2865LF22		PTO	94 ->			9216		430	10	41 x 51		
23.293	D2865LF24			94 ->	Y918	8996	9216	7999	430	10	41 x 51		
23.293	D2865LF24		PTO	94 ->			9216		430	10	41 x 51		
23.323 - 24.323 - 28.323	D2865LF23			94 ->	Y918	8996	9216	7999	430	10	41 x 51		
23.323 - 24.323 - 28.323	D2865LF23		PTO	94 ->			9216		430	10	41 x 51		
23.343 - 24.273 - 24.293 - 24.323 - 24.343 - 26.273 - 26.323 - 27.273 - 27.323 - 27.343	D2865LF24			94 ->	Y918	8996	9216	7999	430	10	41 x 51		
23.343 - 24.273 - 24.293 - 24.323 - 24.343 - 26.273 - 26.323 - 27.273 - 27.323 - 27.343	D2865LF24		PTO	94 ->			9216		430	10	41 x 51		
23.373 - 23.403 - 23.463 - 24.373 - 26.423	D2866LF20/22			94 ->	Y918	8996	9216	7999	430	10	41 x 51		
23.373 - 23.403 - 23.463 - 24.373 - 26.423	D2866LF20/22			94 ->			9216		430	10	41 x 51		
23.423 - 24.423	D2866LF22			94 ->	Y918	8996	9216	7999	430	10	41 x 51		
23.423 - 24.423	D2866LF22		PTO	94 ->			9216		430	10	41 x 51		
23.464 - 24.463	D2876LF02			94 ->	Y918	8996	9216	7999	430	10	41 x 51		
23.464 - 24.463	D2876LF02		PTO	94 ->			9216		430	10	41 x 51		
24.293 - 28.293	D2865LF24			94 ->	Y918	8996	9216	7999	430	10	41 x 51		
24.293 - 28.293	D2865LF24		PTO	94 ->			9216		430	10	41 x 51		
26.293	D2865LF24			94 ->	Y918	8996	9216	7999	430	10	41 x 51		
26.293	D2865LF24		PTO	94 ->			9216		430	10	41 x 51		
26.343	D2865LF21			94 ->	Y918	8996	9216	7999	430	10	41 x 51		
26.343	D2865LF21		PTO	94 ->			9216		430	10	41 x 51		
26.423 - 27.373 - 27.423	D2866			94 ->	Y918	8996	9216	7999	430	10	41 x 51		
26.423 - 27.373 - 27.423	D2866		PTO	94 ->			9216		430	10	41 x 51		
26.463	D2876				Y918	8996	9216	7999	430	10	41 x 51		
26.463	D2840		Double disc				9248		400	10	41 x 51	6130	
26.464 - 27.463 - 33.463	D2876			94 ->	Y918	8996	9216	7999	430	10	41 x 51		
26.464 - 27.463 - 33.463	D2876			94 ->			9216		430	10	41 x 51		
27.273	D2865LF22			94 -> 95	Y918	8996	9216	7999	430	10	41 x 51		
27.273	D2865/2866		PTO	94 -> 95			9216		430	10	41 x 51		
27.293	D2865LF24			94 ->	Y918	8996	9216	7999	430	10	41 x 51		
27.293	D2865LF24		PTO	94 ->			9216		430	10	41 x 51		
27.323	D2865LF23			94 ->	Y918	8996	9216	7999	430	10	41 x 51		
27.323	D2865LF23		PTO	94 ->			9216		430	10	41 x 51		
27.343	D2865LF21			94 ->	Y918	8996	9216	7999	430	10	41 x 51		
27.343	D2865LF21		PTO	94 ->			9216		430	10	41 x 51		
27.373 - 27.403 - 27.423	D2866			94 ->	Y918	8996	9216	7999	430	10	41 x 51		
27.402	D2866LF16			94 ->	Y918	8996	9216	7999	430	10	41 x 51		
27.403	D2866			94 ->	Y918	8996	9216	7999	430	10	41 x 51		
27.403	D2866		PTO	94 ->			9216	7999	430	10	41 x 51		
27.463 - 33.463	D2876			94 ->	Y918	8996	9216	7999	430	10	41 x 51		
27.463 - 33.463	D2876		PTO	94 ->			9216		430	10	41 x 51		
27.463 - 28.463 - 38.463	D2876			94 ->	Y918	8996	9216	7999	430	10	41 x 51		
27.463 - 28.463 - 38.463	D2876		PTO	94 ->			9216		430	10	41 x 51		
27.463 - 28.463 - 38.463	D2840		Double disc	94 ->			9248		400	10	41 x 51	6130	
27.603 - 33.603	D2840LF20		Double disc	96 ->			9248		400	10	41 x 51	6130	
28.273	D2865			94 ->	Y918	8996	9216	7999	430	10	41 x 51		
28.273	D2865/2866		PTO	94 ->			9216		430	10	41 x 51		
28.603	D2840LF20		Double disc	96 ->			9248		400	10	41 x 51	6130	
32.293 - 32.343	D2865LF			95 ->	Y918	8996	9216	7999	430	10	41 x 51		












		 				  			Ø	Z	Spines	
E. SASSONE												
32.293 - 32.343	D2865LF		PTO	95 ->			9216		430	10	41 x 51	
32.373	D2866LF21			94 -> 96	Y918	8996	9216	7999	430	10	41 x 51	
32.373	D2866LF21		06.1996 ->	94 ->	Y918	8996	9216	7999	430	10	41 x 51	
32.373	D2866LF21		PTO	94 ->			9216		430	10	41 x 51	
32.403	D2866LF20			95 ->	Y918	8996	9216	7999	430	10	41 x 51	
32.403	D2866LF20		PTO	95 ->			9216		430	10	41 x 51	
32.423 - 35.423 - 37.423 - 41.423	D2866LF22			94 -> 96	Y918	8996	9216	7999	430	10	41 x 51	
32.423 - 35.423 - 37.423 - 41.423	D2866LF22		06.1996 ->	94 ->	Y918	8996	9216	7999	430	10	41 x 51	
32.423 - 35.423 - 37.423 - 41.423	D2866LF22		PTO	94 ->			9216		430	10	41 x 51	
32.463	D2876LF02			95 ->	Y918	8996	9216	7999	430	10	41 x 51	
32.463	D2876LF02		PTO	95 ->			9216		430	10	41 x 51	
32.273	D2865/2866			94 ->	Y918	8996	9216	7999	430	10	41 x 51	
33.323	D2865LF23			94 -> 95	Y918	8996	9216	7999	430	10	41 x 51	
33.323 - 33.343	D2865LF23			94 -> 95	Y918	8996	9216	7999	430	10	41 x 51	
33.343	D2865LF21			94 ->	Y918	8996	9216	7999	430	10	41 x 51	
33.373	D2866LF21			94 ->	Y918	8996	9216	7999	430	10	41 x 51	
33.373	D2866LF21		PTO	94 ->			9216		430	10	41 x 51	
33.403	D2866			94 ->	Y918	8996	9216	7999	430	10	41 x 51	
33.403	D2866			94 ->			9216		430	10	41 x 51	
33.423	D2866LF22			94 ->	Y918	8996	9216	7999	430	10	41 x 51	
33.423	D2866			94 ->			9216		430	10	41 x 51	
35.314 - 35.364 - 35.403 - 35.414 - 35.463 - 41.364 - 41.403 - 41.414 - 41.463	D2866LF20			98 ->	Y918	8996	9216	7999	430	10	41 x 51	
35.314 - 35.364 - 35.403 - 35.414 - 35.463 - 41.364 - 41.403 - 41.414 - 41.463	D2866LF20		Double disc	98 ->			9248		400	10	41 x 51	6130
35.314 - 35.364 - 35.403 - 35.414 - 35.463 - 41.364 - 41.403 - 41.414 - 41.463	D2866LF20			95 ->			9216		430	10	41 x 51	
35.343	D2865LF			95 ->	Y918	8996	9216	7999	430	10	41 x 51	
35.343	D2865LF		PTO	95 ->			9216		430	10	41 x 51	
35.364 - 35.414 - 35.464 - 41.364 - 41.414 - 41.464 - 50.414 - 50.464	D2876LF03	GBox: ZF / Eaton			Y918	8996	9216	7999	430	10	41 x 51	
35.364 - 35.414 - 35.464 - 41.364 - 41.414 - 41.464 - 50.414 - 50.464	D2876LF03	GBox: ZF / Eaton	Double disc				9248		400	10	41 x 51	6130
35.464	D2876LF03			98 ->	Y918	8996	9216	7999	430	10	41 x 51	
35.464	D2876LF03			98 ->			9216		430	10	41 x 51	
37.403	D2866LF20			94 -> 96	Y918	8996	9216	7999	430	10	41 x 51	
37.403	D2866LF20			96 ->	Y918	8996	9216	7999	430	10	41 x 51	
37.403	D2866LF20		PTO	94 ->			9216		430	10	41 x 51	
37.463	D2876LF02			94 -> 96	Y918	8996	9216	7999	430	10	41 x 51	
37.463	D2876LF02			96 ->	Y918	8996	9216	7999	430	10	41 x 51	
37.463	D2876LF02		PTO	94 ->			9216		430	10	41 x 51	
40.373 - 40.403 - 40.423 - 40.463	D2840		Double disc				9248		400	10	41 x 51	6130
40.373 - 40.403 - 40.423 - 40.463	D2840		PTO				9216		430	10	41 x 51	
40.463	D2876LF01				Y918	8996	9216	7999	430	10	41 x 51	
41.343	D2865LF			95 ->	Y918	8996	9216	7999	430	10	41 x 51	
41.343	D2865LF		PTO	95 ->			9216		430	10	41 x 51	
41.373	D2866LF21			94 -> 96	Y918	8996	9216	7999	430	10	41 x 51	
41.373	D2866LF21		PTO	94 ->			9216		430	10	41 x 51	
41.464	D2876LF03			98 ->	Y918	8996	9216	7999	430	10	41 x 51	
41.464	D2876LF03		Double disc	98 ->			9248		400	10	41 x 51	6130
41.464	D2876LF03		PTO	98 ->			9216		430	10	41 x 51	
G												
6.90 - 8.90	D0224			79 -> 87			6374	7938	280	28	27 x 29,4	
8.136	D0226			79 -> 88			6374	7938	280	28	27 x 29,4	
8.136	D0226			79 -> 88			6371	7938	310	28	27 x 29,4	
8.136	D0226MF			83 -> 90			6371	7938	310	28	27 x 29,4	
9.136	D0226			79 -> 88			6374	7938	280	28	27 x 29,4	
9.136	D0226			79 -> 88			6371	7938	310	28	27 x 29,4	
10.136	D0226			81 -> 87			6371	7938	310	28	27 x 29,4	
G 90												
6.100 - 8.100	D0824F/GF			87 -> 93			6374	7938	280	28	27 x 29,4	












		 				 E. SASSONE  	Ø	Z	Spines		
6.100 - 8.100	D0824F/GF			87 -> 93		6371	7938	310	28	27 x 29,4	
8.150 - 9.150	D0826F/GF			87 -> 93		6371	7938	310	28	27 x 29,4	
8.150 - 9.150	D0826GF/03			88 -> 95		6371	7938	310	28	27 x 29,4	
8.170 - 9.170	D0226MCFO			88 -> 94		1576		350	10	31 x 38	
10.150	D0226MF			90 -> 93		6371	7938	310	28	27 x 29,4	
10.150	D0826F/GF			87 -> 93		6371	7938	310	28	27 x 29,4	
L 2000											
6.103 - 6.153 - 6.163 - 7.153 - 7.163	D0824FL		OE with predamper	93 ->		6367		330	10	31 x 38	
6.103 - 6.153 - 6.163 - 7.153 - 7.163	D0824FL			93 ->		6294		362	10	31 x 38	
6.103 - 8.163	D0824FL		OE with predamper	93 -> 97		6367		330	10	31 x 38	
6.103 - 8.163	D0824FL			93 -> 97		6294		362	10	31 x 38	
6.164 - 7.164 - 8.164 - 9.164 - 10.164	D0824LFL		OE with predamper	93 ->		6367		330	10	31 x 38	
6.164 - 7.164 - 8.164 - 9.164 - 10.164	D0824LFL			93 ->		6294		362	10	31 x 38	
7.103	D0824FL			96 ->		6294		362	10	31 x 38	
8.. - 12..	D0834LFL	GBox: S 5-42; 6S 850			Y904	8992	9274	2 pcs.	362	10	31 x 38
8.. - 12..	D0834LFL	GBox: FS 8309				8989	9247		395	10	36 x 45
8.103	D0824FL01		OE with predamper	93 -> 96		6367		330	10	31 x 38	
8.103	D0824FL01			93 -> 96		6294		362	10	31 x 38	
8.113	D0824LFL04		OE with predamper	95 ->		6367		330	10	31 x 38	
8.113	D0824LFL04			95 ->		6294		362	10	31 x 38	
8.113	D0824LFL08			00 ->		6294		362	10	31 x 38	
8.145	D0834LFL02			00 ->	Y904	8992	9274	2 pcs.	362	10	31 x 38
8.150	D0824		OE with predamper	95 ->		6367		330	10	31 x 38	
8.150	D0824			95 ->		6294		362	10	31 x 38	
8.153	D0826LFL			96 ->		6294		362	10	31 x 38	
8.153	D0824LFL		OE with predamper	95 -> 96		6367		330	10	31 x 38	
8.153	D0824LFL			95 -> 96		6294		362	10	31 x 38	
8.153 - 9.153	D0824LFL01/05		OE with predamper	93 -> 97		6367		330	10	31 x 38	
8.153 - 9.153	D0824LFL01/05			93 -> 97		6294		362	10	31 x 38	
8.153 - 9.153	D0824LFL01/05		OE with predamper	93 -> 97		6367		330	10	31 x 38	
8.153 - 9.153	D0824LFL01/05			93 -> 97		6294		362	10	31 x 38	
8.163	D0824		OE with predamper	94 ->		6367		330	10	31 x 38	
8.163	D0824			94 ->		6294		362	10	31 x 38	
8.163 - 9.163	D0824LFL02/09		OE with predamper	94 ->		6367		330	10	31 x 38	
8.163 - 9.163	D0824LFL02/09			94 ->		6294		362	10	31 x 38	
8.163	D0824LFL09			00 ->		6294		362	10	31 x 38	
8.163	D0824LFL07		OE with predamper	95 ->		6367		330	10	31 x 38	
8.163	D0824LFL07			95 ->		6294		362	10	31 x 38	
8.163 - 9.163	D0824LFL02/09		OE with predamper	94 ->		6367		330	10	31 x 38	
8.163 - 9.163	D0824LFL02/09			94 ->		6294		362	10	31 x 38	
8.185 - 8.225 - 9.185 - 9.225 - 10.145 - 10.185 - 10.225 - 12.185 - 12.225	D0834LFL03			00 ->	Y904	8992	9274	2 pcs.	362	10	31 x 38
8.220 - 10.220	D0826		OE with Predamper	95 ->		1576		350	10	31 x 38	
8.223 - 8.224 - 9.224	D0826LFL		OE with Predamper	94 ->		1576		350	10	31 x 38	
8.223 - 9.223	D0826LFL			93 -> 94		1576		350	10	31 x 38	
8.223 - 9.223	D0826LFL		OE with Predamper	94 ->		1576		350	10	31 x 38	
8.224 - 9.224 - 10.224	D0826LFL			93 -> 94		1576		350	10	31 x 38	
8.225 - 9.145 - 9.225	D0836LFL02			00 ->	Y904	8992	9274	2 pcs.	362	10	31 x 38
9.153	D0824LFL01/05		OE with predamper	93 -> 95		6367		330	10	31 x 38	
9.153	D0824LFL01/05			93 -> 95		6294		362	10	31 x 38	
9.163 - 9.163	D0824LFL07		OE with predamper	95 -> 97		6367		330	10	31 x 38	
9.163 - 9.163	D0824LFL07			95 -> 97		6294		362	10	31 x 38	
9.225	D0836LFL02			00 ->	Y904	8992	9274	2 pcs.	362	10	31 x 38
10.150 - 10.163	D0824LFO			95 -> 96		6294		362	10	31 x 38	
10.153 - 10.163	D0824LFL		OE with predamper	93 -> 96		6367		330	10	31 x 38	
10.153	D0824LFL			93 -> 96		6294		362	10	31 x 38	
10.223 - 10.224	D0826LFL		OE with Predamper	94 ->		1576		350	10	31 x 38	












		 				 E. SASSONE  	Ø	Z	Splines	
10.223	D0826LFL			93 -> 96		1576	350	10	31 x 38	
MAN-BÜSSING										
400-SERIE 400 L 1						7944	280			
400-SERIE 415 L 1 H.HA.F						7944	280			
400-SERIE 420 HOC						7944	280			
400-SERIE 450 HALF						7944	310			
500-SERIE 515 L 1						1574	350	10	32 x 40	
500-SERIE 520 L 1 H.HA.F						7944	280			
600-SERIE 620 L 1						1574	350	10	32 x 40	
600-SERIE 626 F.H.HA						7944	280			
600-SERIE 630 L 1 A						1574	350	10	32 x 40	
600-SERIE 635 FM						7944	310			
700-SERIE 745 L 1						1574	350	10	32 x 40	
700-SERIE 750 L 1.L 13						1574	350	10	32 x 40	
700-SERIE 770 L 1				-> 72		1513	7944	350	10	32 x 40
1000-SERIE 1070 L 1.A.F				-> 72		1513	7944	350	10	32 x 40
1000-SERIE 1070 L 1.A.F			OE with Predamper	72 ->		1966	7944	350	10	32 x 40
1000-SERIE 1080 H				-> 72		1513		350	10	32 x 40
1000-SERIE 1080 H			OE with Predamper	72 ->		1966		350	10	32 x 40
1000-SERIE 1580				-> 72		1513		350	10	32 x 40
1000-SERIE 1580			OE with Predamper	72 ->		1966		350	10	32 x 40
1000-SERIE 1580 DF.DH				-> 72		1513	7917	350	10	32 x 40
1000-SERIE 1580 DF.DH			OE with Predamper	72 ->		1966	7917	350	10	32 x 40
1000-SERIE 1580 FN MA				-> 72		1513	7917	350	10	32 x 40
1000-SERIE 1580 FN MA			OE with Predamper	72 ->		1966	7917	350	10	32 x 40
2000-SERIE 2170 L 1 D				-> 72		1513	7944	350	10	32 x 40
2000-SERIE 2170 L 1 D			OE with Predamper	72 ->		1966	7944	350	10	32 x 40
2000-SERIE 2180 DH.DHA				-> 72		1513	7917	350	10	32 x 40
2000-SERIE 2180 DH.DHA			OE with Predamper	72 ->		1966	7917	350	10	32 x 40
700-SERIE 770 L 1			OE with Predamper	72 ->		1966	7944	350	10	32 x 40
700-SERIE 780 H.HA				-> 72		1513		350	10	32 x 40
700-SERIE 780 H.HA			OE with Predamper	72 ->		1966		350	10	32 x 40
BS 13 L 15L	U10D					1711		380	10	32 x 40
Burglöwe K.L.S 10 126M36.T						1719	7944	310	10	32 x 40
Burglöwe L 10 126M43.50						1719	7944	310	10	32 x 40
Burglöwe L09 110 M36						1719		310	10	32 x 40
Burglöwe U BS 11.L09						1719		310	10	32 x 40
Burglöwe U.UK.US.UMK.UMW						1719	7944	310	10	32 x 40
Büssing 11 RU 5HR						1719	7944	310	10	32 x 40
Büssing 12 RU 5HR						1719	7944	310	10	32 x 40
Büssing 4000 T.K						1719	7944	310	10	32 x 40
Büssing 4500 T.U						1719	7944	310	10	32 x 40
Büssing 8 RU 5						1719	7944	310	10	32 x 40
Büssing LS 5 TU						1719	7944	310	10	32 x 40
Büssing LU.TU 5.10						1719	7944	310	10	32 x 40
Büssing LU.TU.LS.OLU 55						1719	7944	310	10	32 x 40
Büssing MK.25.26						1574		350	10	32 x 40
Büssing Mowag SW II							7944	310		
M 90										
12.152	D0826F01/02			88 -> 94		1577		310	10	31 x 38
12.152	D0826F01/02		OE with predamper	88 -> 94		6367		330	10	31 x 38
12.152	D0826F01/02			88 -> 94		6294		362	10	31 x 38
12.192	D0826TF01/05			90 -> 96		1576		350	10	31 x 38
12.192	D0826TF01/05		OE with Predamper	90 -> 96		1606	7917	380	10	36 x 45
12.222 - 12.262 - 14.162 - 14.222 - 14.262	D0826LF11/13			94 -> 96		1577		310	10	31 x 38
12.222 - 12.262 - 14.162 - 14.222 - 14.262	D0826LF11/13		OE with predamper	94 -> 96		6367		330	10	31 x 38












		 				  	E. SASSONE			Ø	Z	Spines	
12.222 - 12.262 - 14.162 - 14.222 - 14.262	D0826LF11/13			94 -> 96		1576				350	10	31 x 38	
12.222 - 12.262 - 14.162 - 14.222 - 14.262	D0826LF11/13			94 -> 96		2346	7917			380	10	36 x 45	
12.232	D0826LF02/06			88 -> 96		2346	7917			380	10	36 x 45	
12.232	D0826LF02/06		OE with Predamper	88 -> 96		1606	7917			380	10	36 x 45	
12.272	D0826LF04			92 -> 96		2346	7917			380	10	36 x 45	
12.272	D0826LF04		OE with Predamper	92 -> 96		1606	7917			380	10	36 x 45	
13.152	D0826F01/02			88 ->		1577				310		31 x 38	
13.152	D0826F01/02		OE with predamper	88 ->		6367				330	10	31 x 38	
13.152	D0826F01/02			88 ->		6294				362	10	31 x 38	
13.192 - 15.192	D0826TF01/05			88 ->		1576				350	10	31 x 38	
13.192 - 15.192	D0826TF01/05			88 ->		2346	7917			380	10	36 x 45	
13.192 - 15.192	D0826TF01/05		OE with Predamper	88 ->		1606	7917			380	10	36 x 45	
13.232 - 13.272 - 15.232	D0826LF02/06			88 ->		2346	7917			380	10	36 x 45	
13.232 - 13.272 - 15.232	D0826LF02/06		OE with Predamper	88 ->		1606	7917			380	10	36 x 45	
14.152	D0826F01/02			88 -> 94		1577				310	10	31 x 38	
14.152	D0826F01/02		OE with predamper	88 -> 94		6367				330	10	31 x 38	
14.152	D0826F01/02			88 -> 94		6294				362	10	31 x 38	
14.192	D0826TF			88 -> 90		1576				350	10	31 x 38	
14.192	D0826TF01/05			88 -> 90		1576				350	10	31 x 38	
14.192	D0826TF01/05		OE with Predamper	88 -> 90		1606	7917			380	10	36 x 45	
14.192	D0826TF			88 -> 90		1576				350	10	31 x 38	
14.232 - 14.272	D0826LF02/06			90 -> 96		2346				380	10	36 x 45	
17.192 - 18.272	D0826TF			88 -> 95		1576				350	10	31 x 38	
17.192 - 18.272	D0826TF			88 -> 95		2346				380	10	36 x 45	
17.192 - 18.272	D0826TF		OE with Predamper	88 -> 95		1606	7917			380	10	36 x 45	
17.192 - 18.272	D0826TF		PTO	88 -> 95		1669				380	10	36 x 45	
17.232	D0826LF02/06			90 -> 95		2346				380	10	36 x 45	
17.232	D0826LF02/06		OE with Predamper	90 -> 95		1606	7917			380	10	36 x 45	
17.232	D0826LF02/06			90 -> 95		1669	7917			350	10	36 x 45	
17.232	D0826LF		PTO	90 -> 95		1669				380	10	36 x 45	
12.272 - 18.272	D0826LF04			92 -> 96		2346				380	10	36 x 45	
12.272 - 18.272	D0826LF04		OE with Predamper	92 -> 96		1606	7917			380	10	36 x 45	
12.272 - 18.272	D0826LF04			92 -> 96		1669	7917			350	10	36 x 45	
12.272 - 18.272	D0826LF		PTO	92 -> 96		1669				380	10	36 x 45	
17.222 - 18.222 - 18.262 - 24.222 - 24.262	D0826LF01/13			90 -> 96		1576				350	10	31 x 38	
17.222 - 18.222 - 18.262 - 24.222 - 24.262	D0826LF01/13			90 -> 96		2346				380	10	36 x 45	
17.222 - 18.222 - 18.262 - 24.222 - 24.262	D0826LF01/13		OE with Predamper	90 -> 96		1606	7917			380	10	36 x 45	
18.192	D0826LF01/05			90 -> 96		1576				350	10	31 x 38	
18.192	D0826LF01/05			90 -> 96		1669	7917			350	10	36 x 45	
12.272 - 18.272	D0826LF		PTO	92 -> 96		1669				380	10	36 x 45	
18.232	D0826LF			90 -> 96	8989	9247				395	10	36 x 45	
18.232	D0826LF		PTO	90 -> 96		1669				380	10	36 x 45	
18.232	D0826LF02/06			90 -> 96		1669	7917			350	10	36 x 45	
18.310	D2866LOH25	GBBox: ZF 6S85				8996	9222	7999		430	10	50 x 55	
18.350	D2866LOH23/26	GBBox: ZF 8S180			Y918	8996	9216	7999		430	10	41 x 51	
24.192	D0826LF01/05					1576				350	10	31 x 38	
24.192	D0826LF01/05		OE with Predamper			1606	7917			380	10	36 x 45	
24.232	D0826LF02/06			90 -> 96		2346				380	10	36 x 45	
24.232 - 24.272	D0826LF02/06		OE with Predamper	90 -> 96		1606	7917			380	10	36 x 45	
24.272	D2865LF02/04		OE with Predamper	91 -> 93		2789	7999			400	10	41 x 51	
24.272	D2865LF02/04			93 -> 94	Y918	8996	9216	7999		430	10	41 x 51	
24.272	D2865		PTO - OE with PD	93 -> 94		1929				420	10	51 x 41	
M 2000 L													
11.153 - 11.163 - 12.153	D0824LFL		OE with predamper	95 -> 96		6367				330	10	31 x 38	
11.153 - 11.163 - 12.153	D0824LFL			95 -> 96		6294				362	10	31 x 38	
11.174						6294				362	10	31 x 38	












		 				  	E. SASSONE			Ø	Z	Spines	
11.223 - 11.224	D0826LF			96 ->		8989	9247			395	10	36 x 45	
12.163	D0824LFL		OE with predamper	95 -> 96			6367			330	10	31 x 38	
12.163	D0824LFL			95 ->			6294			362	10	31 x 38	
12.163	D0824LFL			96 ->		8989	9247			395	10	36 x 45	
12.223 - 12.263 - 12.264 - 13.223 - 12.224 - 13.263 - 13.264 - 13.283	D0826LFL			96 ->		8989	9247			395	10	36 x 45	
12.224	D0826LFL			95 ->			9247			395	10	36 x 45	
13.153 - 13.163 - 14.153 - 15.153	D0824L/LFL		OE with predamper	95 -> 96			6367			330	10	31 x 38	
13.153 - 13.163 - 14.153 - 15.153	D0824L/LFL			95 -> 96			6294			362	10	31 x 38	
14.. - 18..	D0836LF	GBox: FS 8309; 16 S109				8989	9247			395	10	36 x 45	
14.. - 18..	D0836LF	GBox: 6S 850 - SAE 2			Y907	8993	9247	2 pcs.		395	10	36 x 45	
14.. - 18..	D0836LF	GBox: 6S 850 - SAE 3			Y904	8992	9274	2 pcs.		362	10	31 x 38	
14.163	D0824L/LFL		OE with predamper	95 -> 96			6367			330	10	31 x 38	
14.163	D0824L/LFL			95 ->			6294			362	10	31 x 38	
14.163	D0824L/LFL			96 ->		8989	9247			395	10	36 x 45	
14.223 - 14.263 - 15.223 - 15.263 - 15.283 - 18.223 - 18.263 - 18.283	D0826LFL			96 ->		8989	9247			395	10	36 x 45	
14.224 - 14.263 - 14.264	D0826LFL			95 ->		8989	9247			395	10	36 x 45	
14.284 - 14.285 - 15.284 - 18.284 - 26.224 - 24.225 - 26.284 - 26.285	D0826LFL03/10			98 ->		8989	9247			395	10	36 x 45	
15.163	D0824L/LFL		OE with predamper	95 -> 96			6367			330	10	31 x 38	
15.163	D0824L/LFL			95 -> 96			6294			362	10	31 x 38	
15.224 - 15.263 - 15.264	D0826LFL			95 ->		8989	9247			395	10	36 x 45	
18.224 - 18.225 - 18.263 - 18.264	D0826LFL			95 ->			9247			395	10	36 x 45	
18.224 - 18.225	D0836LFL02/03			95 -> 02	Y907	8993	9247	2 pcs.		395	10	36 x 45	
18.224 - 18.225	D0836LFL02/03	GBox: Eaton		95 -> 02		8989	9247			395	10	36 x 45	
18.224 - 18.225	D0836LFL02/03		PTO	95 -> 02			1669			380	10	36 x 45	
18.255 - 18.263 - 18.284 - 18.285	D0836LF01	GBox: Eaton		99 ->		8989	9247			395	10	36 x 45	
18.255 - 18.263 - 18.284 - 18.285	D0836LF01		PTO	99 ->			1669			380	10	36 x 45	
26.224 - 26.225 - 26.284 - 26.285				02 ->		8989	9247			395	10	36 x 45	
26.224 - 26.225 - 26.284 - 26.285			PTO	02 ->			1669			380	10	36 x 45	
M 2000 M													
12.224 - 12.264 - 13.224 - 13.264 - 18.283 - 23.224 - 23.264 - 23.283 - 25.283	D0826LF			95 ->		8989	9247			395	10	36 x 45	
14.. - 18..	D0836LF	GBox: FS 8309; 16 S109				8989	9247			395	10	36 x 45	
14.. - 18..	D0836LF	GBox: 6S 850 - SAE 3			Y904	8992	9274	2 pcs.		362	10	31 x 38	
14.. - 18..	D0836LF	GBox: 6S 850 - SAE 2			Y907	8993	9247	2 pcs.		395	10	36 x 45	
14.224 - 14.264	D0826LF			95 -> 05		8989	9247			395	10	36 x 45	
14.284 - 18.284	D0836LF01			98 -> 05		8989	9247			395	10	36 x 45	
18.224 - 25.224 - 25.264	D0826LF			95 -> 05		8989	9247			395	10	36 x 45	
TGA													
18.280 - 18.330	D0836LF41/44					8989	9247			395	10	36 x 45	
18.310 - 18.320	D2066LF04/28	GBox: ZF Ecosplit-3		04 ->			9216	7999		430	10	41 x 51	
18.310 - 18.320	D2066LF04/28	GBox: AS-Tronic		04 ->			9216			430	10	41 x 51	
18.310 - 18.320	D2066LF04/28	GBox: AS-Tronic		04 ->			9216			430	10	41 x 51	
18.310 - 18.320 - 18.350 - 18.360 - 18.390 - 18.400	D2066LF02/38	GBox: ZF Ecosplit-3		04 ->			9216	7999		430	10	41 x 51	
18.310 - 18.320 - 18.350 - 18.360 - 18.390 - 18.400	D2066LF02/38	GBox: AS-Tronic		04 ->			9216	7987		430	10	41 x 51	
18.310 - 18.320 - 18.350 - 18.360 - 18.390 - 18.400	D2066LF02/38	GBox: AS-Tronic		04 ->			9216	7987		430	10	41 x 51	
18.310 - 18.320 - 18.350 - 18.360 - 18.390 - 18.400	D2066LF02/38	GBox: ZF 16S-151/181	PTO	04 ->			9216			430	10	41 x 51	
18.310 - 18.320 - 18.350 - 18.360 - 18.390 - 18.400	D2066LF04/28	GBox: ZF Ecosplit-3		04 ->			9216	7999		430	10	41 x 51	
18.310 - 18.320 - 18.350 - 18.360 - 18.390 - 18.400	D2066LF04/28	GBox: AS-Tronic		04 ->			9216	7987		430	10	41 x 51	
18.310 - 18.320 - 18.350 - 18.360 - 18.390 - 18.400	D2066LF04/28	GBox: AS-Tronic		04 ->			9216	7988		430	10	41 x 51	
18.310 - 18.320 - 18.350 - 18.360 - 18.390 - 18.400	D2066LF04/28	GBox: ZF 16S-151/181	PTO	04 ->			9216			430	10	41 x 51	
18.310 - 18.360 - 18.410 - 24.360 - 24.410 - 26.310 - 26.360 - 26.410	D2866LF26/32			02 ->			9216	7999		430	10	41 x 51	
18.310 - 18.360 - 18.410 - 24.360 - 24.410 - 26.310 - 26.360 - 26.410	D2866LF26/32	GBox: AS-Tronic		02 ->			9216	7987		430	10	41 x 51	
18.310 - 18.360 - 18.410 - 24.360 - 24.410 - 26.310 - 26.360 - 26.410	D2866LF26/32	GBox: AS-Tronic		02 ->			9216	7988		430	10	41 x 51	
18.310 - 18.360 - 18.410 - 26.310 - 26.360 - 26.410	D2866LF26/37	GBox: ZF Ecosplit-3		00 ->			9216	7999		430	10	41 x 51	
18.310 - 18.360 - 18.410 - 26.310 - 26.360 - 26.410	D2866LF26/37	GBox: ZF Ecosplit-3	Double disc	00 ->			9248			400	10	41 x 51	6130
18.310 - 18.360 - 18.410 - 26.310 - 26.360 - 26.410	D2866LF26/37	GBox: ZF 16S-151/181		00 ->			9216			430	10	41 x 51	
18.310 - 18.360 - 18.410 - 26.310 - 26.360 - 26.410	D2866LF26/37	GBox: AS-Tronic		00 ->			9216			430	10	41 x 51	














		 				 E. SASSONE  	Ø	Z	Spines	
18.310 - 18.360 - 18.410 - 26.310 - 26.360 - 26.410	D2866LF26/37	GBox: AS-Tronic		00 ->		9216	430	10	41 x 51	
18.350 - 18.390 - 18.430	D2066LF01/13	GBox: ZF Ecosplit-3		04 ->		9216 7999	430	10	41 x 51	
18.350 - 18.390 - 18.430	D2066LF01/13	GBox: ZF AS-Tronic		04 ->		9216 7988	430	10	41 x 51	
18.350 - 18.390 - 18.430	D2066LF01/13	GBox: ZF AS-Tronic		04 ->		9216 7987	430	10	41 x 51	
18.350 - 18.390 - 18.430	D2066LF01/13	GBox: ZF Ecosplit-3		04 ->		9216	430	10	41 x 51	
18.350 - 18.390 - 18.430	D2066LF01/13	GBox: ZF Ecosplit-3	Double disc	04 ->		9248	400	10	41 x 51	6130
18.360 - 18.400 - 18.440 - 19.350 - 19.360 - 19.390 - 19.400 - 19.410 - 19.430		GBox: ZF Ecosplit-3		06 ->		9216 7999	430	10	41 x 51	
18.360 - 18.400 - 18.440 - 19.350 - 19.360 - 19.390 - 19.400 - 19.410 - 19.430		GBox: AS-Tronic		06 ->		9216 7987	430	10	41 x 51	
18.360 - 18.400 - 18.440 - 19.350 - 19.360 - 19.390 - 19.400 - 19.410 - 19.430		GBox: AS-Tronic		06 ->		9216 7988	430	10	41 x 51	
18.360 - 18.400 - 18.440 - 19.350 - 19.360 - 19.390 - 19.400 - 19.410 - 19.430		GBox: ZF 16S-151/181	PTO	06 ->		9216	430	10	41 x 51	
18.430 - 18.440 - 18.480	D2066LF01/31	GBox: ZF Ecosplit-3		04 ->		9216 7999	430	10	41 x 51	
18.430 - 18.440 - 18.480	D2066LF01/31	GBox: ZF Ecosplit-3		04 ->		9297 7999	430	10	41 x 51	
18.430 - 18.440 - 18.480	D2066LF01/31	GBox: AS-Tronic		04 ->		9216 7987	430	10	41 x 51	
18.430 - 18.440 - 18.480	D2066LF01/31	GBox: AS-Tronic		04 ->		9216 7988	430	10	41 x 51	
18.430 - 18.440 - 18.480	D2066LF01/31	GBox: AS-Tronic		04 ->		9297 7988	430	10	41 x 51	
18.430 - 18.440 - 18.480	D2066LF01/31	GBox: ZF 16S-151/181	PTO	04 ->		9216	430	10	41 x 51	
18.460 - 18.480 - 18.510 - 18.530 - 26.460 - 26.480 - 26.510 - 26.530	D2876LF04/25	GBox: ZF Ecosplit-3		00 ->		9216 7999	430	10	41 x 51	
18.460 - 18.480 - 18.510 - 18.530 - 26.460 - 26.480 - 26.510 - 26.530	D2876LF04/25	GBox: ZF Ecosplit-3		00 ->		9297 7999	430	10	41 x 51	
18.460 - 18.480 - 18.510 - 18.530 - 26.460 - 26.480 - 26.510 - 26.530	D2876LF04/25	GBox: ZF Ecosplit-3	Double disc	00 ->		9248	400	10	41 x 51	6130
18.460 - 18.480 - 18.510 - 18.530 - 26.460 - 26.480 - 26.510 - 26.530	D2876LF04/25	GBox: ZF 16S-151/181	PTO	00 ->		9216	430	10	41 x 51	
18.460 - 18.480 - 18.510 - 18.530 - 26.460 - 26.480 - 26.510 - 26.530	D2876LF04/25	GBox: AS-Tronic		00 ->		9216 7987	430	10	41 x 51	
18.460 - 18.480 - 18.510 - 18.530 - 26.460 - 26.480 - 26.510 - 26.530	D2876LF04/25	GBox: AS-Tronic		00 ->		9216 7988	430	10	41 x 51	
18.460 - 18.480 - 18.510 - 18.530 - 26.460 - 26.480 - 26.510 - 26.530	D2876LF04/25	GBox: AS-Tronic		00 ->		9297 7988	430	10	41 x 51	
18.460 - 18.480 - 18.530 - 18.540 - 19.440 - 19.460 - 19.480	D2676LF11/25	GBox: ZF Ecosplit-3		04 ->		9216 7999	430	10	41 x 51	
18.460 - 18.480 - 18.530 - 18.540 - 19.440 - 19.460 - 19.480	D2676LF11/25	GBox: ZF Ecosplit-3		04 ->		9297 7999	430	10	41 x 51	
18.460 - 18.480 - 18.530 - 18.540 - 19.440 - 19.460 - 19.480	D2676LF11/25	GBox: AS-Tronic		04 ->		9216	430	10	41 x 51	
18.460 - 18.480 - 18.530 - 18.540 - 19.440 - 19.460 - 19.480	D2676LF11/25	GBox: AS-Tronic		04 ->		9216	430	10	41 x 51	
18.460 - 18.480 - 18.530 - 18.540 - 19.440 - 19.460 - 19.480	D2676LF11/25	GBox: AS-Tronic		04 ->		9297	430	10	41 x 51	
18.460 - 18.480 - 18.530 - 18.540 - 19.440 - 19.460 - 19.480	D2676LF11/25	GBox: ZF 16S-151/181	PTO	04 ->		9216	430	10	41 x 51	
18.480 - 24.460 - 24.510 - 24.530 - 26.480 - 32.460 - 32.480 - 33.480 - 33.530	D2876LF04/25			02 ->		9216 7999	430	10	41 x 51	
18.480 - 24.460 - 24.510 - 24.530 - 26.480 - 32.460 - 32.480 - 33.480 - 33.530	D2876LF04/25			02 ->		9297 7999	430	10	41 x 51	
18.480 - 24.460 - 24.510 - 24.530 - 26.480 - 32.460 - 32.480 - 33.480 - 33.530	D2876LF04/25	GBox: AS-Tronic		02 ->		9216	430	10	41 x 51	
18.480 - 24.460 - 24.510 - 24.530 - 26.480 - 32.460 - 32.480 - 33.480 - 33.530	D2876LF04/25	GBox: AS-Tronic		02 ->		9216	430	10	41 x 51	
18.480 - 24.460 - 24.510 - 24.530 - 26.480 - 32.460 - 32.480 - 33.480 - 33.530	D2876LF04/25	GBox: AS-Tronic		02 ->		9297	430	10	41 x 51	
24.350 - 24.360 - 24.390 - 24.400 - 24.430 - 24.440 - 26.310 - 26.320		GBox: ZF Ecosplit-3		06 ->		9216 7999	430	10	41 x 51	
24.350 - 24.360 - 24.390 - 24.400 - 24.430 - 24.440 - 26.310 - 26.320		GBox: AS-Tronic		06 ->		9216	430	10	41 x 51	
24.350 - 24.360 - 24.390 - 24.400 - 24.430 - 24.440 - 26.310 - 26.320		GBox: AS-Tronic		06 ->		9216	430	10	41 x 51	
24.350 - 24.360 - 24.390 - 24.400 - 24.430 - 24.440 - 26.310 - 26.320		GBox: ZF 16S-151/181	PTO	06 ->		9216	430	10	41 x 51	
24.480 - 24.530 - 24.540 - 26.440 - 26.480 - 26.530 - 26.540	D2676LF11/25	GBox: ZF Ecosplit-3		04 ->		9216 7999	430	10	41 x 51	
24.480 - 24.530 - 24.540 - 26.440 - 26.480 - 26.530 - 26.540	D2676LF11/25	GBox: ZF Ecosplit-3		04 ->		9297 7999	430	10	41 x 51	
24.480 - 24.530 - 24.540 - 26.440 - 26.480 - 26.530 - 26.540	D2676LF11/25	GBox: AS-Tronic		04 ->		9216 7987	430	10	41 x 51	
24.480 - 24.530 - 24.540 - 26.440 - 26.480 - 26.530 - 26.540	D2676LF11/25	GBox: AS-Tronic		04 ->		9216 7988	430	10	41 x 51	
24.480 - 24.530 - 24.540 - 26.440 - 26.480 - 26.530 - 26.540	D2676LF11/25	GBox: AS-Tronic		04 ->		9297 7988	430	10	41 x 51	
24.480 - 24.530 - 24.540 - 26.440 - 26.480 - 26.530 - 26.540	D2676LF11/25	GBox: ZF 16S-151/181	PTO	04 ->		9216	430	10	41 x 51	
26.280 - 26.330	D0836LF41/44	GBox: EATON FS/FSO-8309		02 ->		8989 9247	395	10	36 x 45	
26.280 - 26.330	D0836LF41/44	GBox: 12AS-1210TO	206 - 240 kW	02 ->		8988 9247 7987	395	10	36 x 45	
26.280 - 26.330	D0836LF41/44	GBox: 12AS-1210TO	206 - 240 kW	02 ->	Y936	8988 9247 7988	395	10	36 x 45	
26.310 - 26.320 - 26.350 - 26.360 - 26.390 - 26.400	D2066LF02/38	GBox: ZF-Ecosplit-3		04 ->		9216 7999	430	10	41 x 51	
26.310 - 26.320 - 26.350 - 26.360 - 26.390 - 26.400	D2066LF02/38	GBox: ZF-Ecosplit-3	Double disc	04 ->		9248	400	10	41 x 51	6130
26.310 - 26.320 - 26.350 - 26.360 - 26.390 - 26.400	D2066LF02/38	GBox: AS-Tronic		04 ->		9216 7987	430	10	41 x 51	
26.310 - 26.320 - 26.350 - 26.360 - 26.390 - 26.400	D2066LF02/38	GBox: AS-Tronic		04 ->		9216 7988	430	10	41 x 51	
26.310 - 26.320 - 26.350 - 26.360 - 26.390 - 26.400	D2066LF02/38	GBox: ZF 16S-151/181	PTO	04 ->		9216	430	10	41 x 51	
26.310 - 28.310 - 28.410	D2866LF26/37	GBox: ZF Ecosplit-3		00 ->		9216 7999	430	10	41 x 51	
26.310 - 28.310 - 28.410	D2866LF26/37	GBox: ZF Ecosplit-3	Double disc	00 ->		9248	400	10	41 x 51	6130
26.310 - 28.310 - 28.410	D2866LF26/37	GBox: ZF-AS-Tronic		00 ->		9216	430	10	41 x 51	
26.310 - 28.310 - 28.410	D2866LF26/37	GBox: ZF-AS-Tronic		00 ->		9216	430	10	41 x 51	












		 				  	E. SASSONE			Ø	Z	Spines	
26.310 - 28.310 - 28.410	D2866LF26/37	GBox: ZF 16S-151/181	PTO	00 ->		9216		430	10	41 x 51			
26.350 - 26.360 - 26.390 - 26.400 - 26.410 - 26.430 - 26.440		GBox: ZF 16S-151/181	PTO	04 ->		9216		430	10	41 x 51			
26.350 - 26.360 - 26.390 - 26.400 - 26.410 - 26.430 - 26.440 - 28.310 - 28.320		GBox: ZF Ecosplit-3		04 ->		9216	7999	430	10	41 x 51			
26.350 - 26.360 - 26.390 - 26.400 - 26.410 - 26.430 - 26.440 - 28.310 - 28.320		GBox: AS-Tronic		04 ->		9216	7987	430	10	41 x 51			
26.350 - 26.360 - 26.390 - 26.400 - 26.410 - 26.430 - 26.440 - 28.310 - 28.320		GBox: AS-Tronic		04 ->		9216	7988	430	10	41 x 51			
26.400 FVLC	D2066LF37	GBox: ZF Ecosplit-3		06 ->		9216	7999	430	10	41 x 51			
26.400 FVLC	D2066LF37	GBox: AS-Tronic		06 ->		9216	7988	430	10	41 x 51			
26.400 FVLC	D2066LF37	GBox: AS-Tronic		06 ->		9216	7987	430	10	41 x 51			
26.400 FVLC	D2066LF37	GBox: ZF 16S-151/181	PTO	06 ->		9216		430	10	41 x 51			
26.430- 26.440 - 26.480	D2066LF11/36	GBox: ZF-Ecosplit-3		04 ->		9216	7999	430	10	41 x 51			
26.430- 26.440 - 26.480	D2066LF11/36	GBox: ZF-Ecosplit-3		04 ->		9297	7999	430	10	41 x 51			
26.430- 26.440 - 26.480	D2066LF11/36	GBox: ZF-Ecosplit-3	Double disc	04 ->		9248		400	10	41 x 51	6130		
26.430- 26.440 - 26.480	D2066LF11/36	GBox: AS-Tronic		04 ->		9216	7987	430	10	41 x 51			
26.430- 26.440 - 26.480	D2066LF11/36	GBox: AS-Tronic		04 ->		9216	7988	430	10	41 x 51			
26.430- 26.440 - 26.480	D2066LF11/36	GBox: AS-Tronic		04 ->		9297	7988	430	10	41 x 51			
26.430- 26.440 - 26.480	D2066LF11/36	GBox: ZF 16S-151/181	PTO	04 ->		9216		430	10	41 x 51			
26.460 - 26.510 - 26.530 - 28.460 - 28.480 - 28.510 - 28.530 - 33.460	D2876LF04/25	GBox: ZF-Ecosplit-3		01 ->		9216	7999	430	10	41 x 51			
26.460 - 26.510 - 26.530 - 28.460 - 28.480 - 28.510 - 28.530 - 33.460	D2876LF04/25	GBox: ZF-Ecosplit-3		01 ->		9297	7999	430	10	41 x 51			
26.460 - 26.510 - 26.530 - 28.460 - 28.480 - 28.510 - 28.530 - 33.460	D2876LF04/25	GBox: ZF-Ecosplit-3	Double disc	01 ->		9248		400	10	41 x 51	6130		
26.460 - 26.510 - 26.530 - 28.460 - 28.480 - 28.510 - 28.530 - 33.460	D2876LF04/25	GBox: AS-Tronic		01 ->		9216	7987	430	10	41 x 51			
26.460 - 26.510 - 26.530 - 28.460 - 28.480 - 28.510 - 28.530 - 33.460	D2876LF04/25	GBox: AS-Tronic		01 ->		9216	7988	430	10	41 x 51			
26.460 - 26.510 - 26.530 - 28.460 - 28.480 - 28.510 - 28.530 - 33.460	D2876LF04/25	GBox: AS-Tronic		01 ->		9297	7988	430	10	41 x 51			
26.460 - 26.510 - 26.530 - 28.460 - 28.480 - 28.510 - 28.530 - 33.460	D2876LF04/25	GBox: ZF 16S-151/181	PTO	01 ->		9216		430	10	41 x 51			
27.440 - 28.390 - 28.480 - 28.530 - 28.540	D28766LF01/25	GBox: ZF Ecosplit-3		06 ->		9216	7999	430	10	41 x 51			
27.440 - 28.390 - 28.480 - 28.530 - 28.540	D28766LF01/25	GBox: ZF Ecosplit-3		06 ->		9297	7999	430	10	41 x 51			
27.440 - 28.390 - 28.480 - 28.530 - 28.540	D28766LF01/25	GBox: AS-Tronic		06 ->		9216		430	10	41 x 51			
27.440 - 28.390 - 28.480 - 28.530 - 28.540	D28766LF01/25	GBox: AS-Tronic		06 ->		9216		430	10	41 x 51			
27.440 - 28.390 - 28.480 - 28.530 - 28.540	D28766LF01/25	GBox: AS-Tronic		06 ->		9297		430	10	41 x 51			
27.440 - 28.390 - 28.480 - 28.530 - 28.540	D28766LF01/25	GBox: ZF 16S-151/181	PTO	06 ->		9216		430	10	41 x 51			
28.310 - 28.320 - 28.350 - 28.360 - 28.390 - 28.400 - 28.410 - 28.430 - 28.440		GBox: ZF Ecosplit-3		04 ->		9216	7999	430	10	41 x 51			
28.310 - 28.320 - 28.350 - 28.360 - 28.390 - 28.400 - 28.410 - 28.430 - 28.440		GBox: AS-Tronic		04 ->		9216	7987	430	10	41 x 51			
28.310 - 28.320 - 28.350 - 28.360 - 28.390 - 28.400 - 28.410 - 28.430 - 28.440		GBox: AS-Tronic		04 ->		9216	7988	430	10	41 x 51			
28.310 - 28.320 - 28.350 - 28.360 - 28.390 - 28.400 - 28.410 - 28.430 - 28.440		GBox: ZF 16S-151/181	PTO	04 ->		9216		430	10	41 x 51			
32.310 - 32.360 - 32.410 - 33.360 - 33.410 - 41.360	D2866LF26/32			02 ->		9216	7999	430	10	41 x 51			
32.310 - 32.360 - 32.410 - 33.360 - 33.410 - 41.360	D2866LF26/32	GBox: AS-Tronic		02 ->		9216		430	10	41 x 51			
32.310 - 32.360 - 32.410 - 33.360 - 33.410 - 41.360	D2866LF26/32	GBox: AS-Tronic		02 ->		9216		430	10	41 x 51			
32.350 - 32.360 - 32.390 - 32.400 - 32.430 - 32.440		GBox: ZF Ecosplit-3		04 ->		9216	7999	430	10	41 x 51			
32.350 - 32.360 - 32.390 - 32.400 - 32.430 - 32.440		GBox: AS-Tronic		04 ->		9216	7987	430	10	41 x 51			
32.350 - 32.360 - 32.390 - 32.400 - 32.430 - 32.440		GBox: AS-Tronic		04 ->		9216	7988	430	10	41 x 51			
32.350 - 32.360 - 32.390 - 32.400 - 32.430 - 32.440		GBox: ZF 16S-151/181	PTO	04 ->		9216		430	10	41 x 51			
32.360 FFD - TM	D2866LF27	GBox: AS-Tronic		02 ->		9216		430	10	41 x 51			
32.360 FFD - TM	D2866LF27	GBox: Ecosplit 3		02 ->		9216	7999	430	10	41 x 51			
32.480 - 33.440 - 33.460 - 33.480 - 33.530	D28766LF01/25	GBox: ZF Ecosplit-3		06 ->		9216	7999	430	10	41 x 51			
32.480 - 33.440 - 33.460 - 33.480 - 33.530	D28766LF01/25	GBox: ZF Ecosplit-3		06 ->		9297	7999	430	10	41 x 51			
32.480 - 33.440 - 33.460 - 33.480 - 33.530	D28766LF01/25	GBox: AS-Tronic		06 ->		9216		430	10	41 x 51			
32.480 - 33.440 - 33.460 - 33.480 - 33.530	D28766LF01/25	GBox: AS-Tronic		06 ->		9216		430	10	41 x 51			
32.480 - 33.440 - 33.460 - 33.480 - 33.530	D28766LF01/25	GBox: AS-Tronic		06 ->		9297		430	10	41 x 51			
32.480 - 33.440 - 33.460 - 33.480 - 33.530	D28766LF01/25	GBox: ZF 16S-151/181	PTO	06 ->		9216		430	10	41 x 51			
33.350 - 33.360 - 33.390 - 33.400 - 33.430 - 33.440		GBox: ZF Ecosplit-3		04 ->		9216	7999	430	10	41 x 51			
33.350 - 33.360 - 33.390 - 33.400 - 33.430 - 33.440		GBox: AS-Tronic		04 ->		9216		430	10	41 x 51			
33.350 - 33.360 - 33.390 - 33.400 - 33.430 - 33.440		GBox: AS-Tronic		04 ->		9216		430	10	41 x 51			
33.350 - 33.360 - 33.390 - 33.400 - 33.430 - 33.440		GBox: ZF 16S-151/181	PTO	04 ->		9216		430	10	41 x 51			
33.360 - 33.410	D2866LF2732	GBox: ZF Ecosplit-3		00 ->		9216	7999	430	10	41 x 51			
33.360 - 33.410	D2866LF2732	GBox: ZF Ecosplit-3		00 ->		9216	7999	430	10	41 x 51			
33.360 - 33.410	D2866LF2732	GBox: ZF Ecosplit-3	Double disc	00 ->		9248		400	10	41 x 51	6130		
33.360 - 33.410	D2866LF2732	GBox: ZF-AS-Tronic		00 ->		9216	7987	430	10	41 x 51			












		 				  	E. SASSONE			Ø	Z	Spines	
33.360 - 33.410	D2866LF2732	GBox: ZF-AS-Tronic		00 ->		9216	7988	430	10	41 x 51			
33.360 - 33.410	D2866LF2732	GBox: ZF 16S-151/181	PTO	00 ->		9216		430	10	41 x 51			
33.480 - 33.510 - 33.530	D2876LF04/25	GBox: ZF-Ecosplit-3		02 ->		9216	7999	430	10	41 x 51			
33.480 - 33.510 - 33.530	D2876LF04/25	GBox: ZF-Ecosplit-3		02 ->		9297	7999	430	10	41 x 51			
33.480 - 33.510 - 33.530	D2876LF04/25	GBox: ZF-Ecosplit-3	Double disc	02 ->		9248		400	10	41 x 51	6130		
33.480 - 33.510 - 33.530	D2876LF04/25	GBox: AS-Tronic		02 ->		9216	7987	430	10	41 x 51			
33.480 - 33.510 - 33.530	D2876LF04/25	GBox: AS-Tronic		02 ->		9216	7988	430	10	41 x 51			
33.480 - 33.510 - 33.530	D2876LF04/25	GBox: AS-Tronic		02 ->		9297	7988	430	10	41 x 51			
33.480 - 33.510 - 33.530	D2876LF04/25	GBox: ZF 16S-151/181	PTO	02 ->		9216		430	10	41 x 51			
35.310 - 35.320 - 35.350 - 35.360 - 35.390 - 35.400 - 35.410 - 35.430 - 35.440		GBox: ZF Ecosplit-3		04 ->		9216	7999	430	10	41 x 51			
35.310 - 35.320 - 35.350 - 35.360 - 35.390 - 35.400 - 35.410 - 35.430 - 35.440		GBox: AS-Tronic		04 ->		9216		430	10	41 x 51			
35.310 - 35.320 - 35.350 - 35.360 - 35.390 - 35.400 - 35.410 - 35.430 - 35.440		GBox: AS-Tronic		04 ->		9216		430	10	41 x 51			
35.310 - 35.320 - 35.350 - 35.360 - 35.390 - 35.400 - 35.410 - 35.430 - 35.440		GBox: ZF 16S-151/181	PTO	04 ->		9216		430	10	41 x 51			
35.310 - 35.360 - 35.410 - 35.460 - 35.480 - 35.530	D2866LF26/28	GBox: ZF Ecosplit-3		03 ->		9216	7999	430	10	41 x 51			
35.310 - 35.360 - 35.410 - 35.460 - 35.480 - 35.530	D2866LF26/28	GBox: ZF Ecosplit-3		03 ->		9297	7999	430	10	41 x 51			
35.310 - 35.360 - 35.410 - 35.460 - 35.480 - 35.530	D2866LF26/28	GBox: AS-Tronic		03 ->		9216	7987	430	10	41 x 51			
35.310 - 35.360 - 35.410 - 35.460 - 35.480 - 35.530	D2866LF26/28	GBox: AS-Tronic		03 ->		9216	7987	430	10	41 x 51			
35.310 - 35.360 - 35.410 - 35.460 - 35.480 - 35.530	D2866LF26/28	GBox: AS-Tronic		03 ->		9297		430	10	41 x 51			
35.310 - 35.360 - 35.410 - 35.460 - 35.480 - 35.530	D2866LF26/28	GBox: ZF 16S-151/181	PTO	03 ->		9216		430	10	41 x 51			
37.310 - 37.320 - 37.350 - 37.360 - 37.390 - 37.400 - 37.410 - 37.430 - 37.440		GBox: ZF Ecosplit-3		04 ->		9216	7999	430	10	41 x 51			
37.310 - 37.320 - 37.350 - 37.360 - 37.390 - 37.400 - 37.410 - 37.430 - 37.440		GBox: AS-Tronic		04 ->		9216	7987	430	10	41 x 51			
37.310 - 37.320 - 37.350 - 37.360 - 37.390 - 37.400 - 37.410 - 37.430 - 37.440		GBox: AS-Tronic		04 ->		9216	7988	430	10	41 x 51			
37.310 - 37.320 - 37.350 - 37.360 - 37.390 - 37.400 - 37.410 - 37.430 - 37.440		GBox: ZF 16S-151/181	PTO	04 ->		9216		430	10	41 x 51			
37.460 - 37.480 - 37.530 - 39.480 - 40.440 - 40.460 - 40.480	D2866LF04/28	GBox: ZF Ecosplit-3		04 ->		9216	7999	430	10	41 x 51			
37.460 - 37.480 - 37.530 - 39.480 - 40.440 - 40.460 - 40.480	D2866LF04/28	GBox: ZF Ecosplit-3		04 ->		9297	7999	430	10	41 x 51			
37.460 - 37.480 - 37.530 - 39.480 - 40.440 - 40.460 - 40.480	D2866LF04/28	GBox: AS-Tronic		04 ->		9216		430	10	41 x 51			
37.460 - 37.480 - 37.530 - 39.480 - 40.440 - 40.460 - 40.480	D2866LF04/28	GBox: AS-Tronic		04 ->		9216		430	10	41 x 51			
37.460 - 37.480 - 37.530 - 39.480 - 40.440 - 40.460 - 40.480	D2866LF04/28	GBox: AS-Tronic		04 ->		9297		430	10	41 x 51			
37.460 - 37.480 - 37.530 - 39.480 - 40.440 - 40.460 - 40.480	D2866LF04/28	GBox: ZF 16S-151/181	PTO	04 ->		9216		430	10	41 x 51			
39.390 - 39.400 - 39.430 - 39.440		GBox: ZF Ecosplit-3		06 ->		9216	7999	430	10	41 x 51			
39.390 - 39.400 - 39.430 - 39.440		GBox: AS-Tronic		06 ->		9216		430	10	41 x 51			
39.390 - 39.400 - 39.430 - 39.440		GBox: AS-Tronic		06 ->		9216		430	10	41 x 51			
39.390 - 39.400 - 39.430 - 39.440		GBox: ZF 16S-151/181	PTO	06 ->		9216		430	10	41 x 51			
40.390 - 40.400 - 40.410 - 40.430 - 40.440 - 40.480		GBox: ZF Ecosplit-3		04 ->		9216	7999	430	10	41 x 51			
40.390 - 40.400 - 40.410 - 40.430 - 40.440 - 40.480		GBox: AS-Tronic		04 ->		9216	7987	430	10	41 x 51			
40.390 - 40.400 - 40.410 - 40.430 - 40.440 - 40.480		GBox: AS-Tronic		04 ->		9216	7988	430	10	41 x 51			
40.390 - 40.400 - 40.410 - 40.430 - 40.440 - 40.480		GBox: ZF 16S-151/181	PTO	04 ->		9216		430	10	41 x 51			
41.350 - 41.360 - 41.390 - 41.400 - 41.410 - 41.430 - 41.440		GBox: ZF Ecosplit-3		04 ->		9216	7999	430	10	41 x 51			
41.350 - 41.360 - 41.390 - 41.400 - 41.410 - 41.430 - 41.440		GBox: AS-Tronic		04 ->		9216	7987	430	10	41 x 51			
41.350 - 41.360 - 41.390 - 41.400 - 41.410 - 41.430 - 41.440		GBox: AS-Tronic		04 ->		9216	7988	430	10	41 x 51			
41.350 - 41.360 - 41.390 - 41.400 - 41.410 - 41.430 - 41.440		GBox: ZF 16S-151/181	PTO	04 ->		9216		430	10	41 x 51			
41.440 - 41.460 - 41.480 - 41.530 - 41.540	D2866LF04/28	GBox: ZF Ecosplit-3		04 ->		9216	7999	430	10	41 x 51			
41.440 - 41.460 - 41.480 - 41.530 - 41.540	D2866LF04/28	GBox: ZF Ecosplit-3		04 ->		9297	7999	430	10	41 x 51			
41.440 - 41.460 - 41.480 - 41.530 - 41.540	D2866LF04/28	GBox: AS-Tronic		04 ->		9216		430	10	41 x 51			
41.440 - 41.460 - 41.480 - 41.530 - 41.540	D2866LF04/28	GBox: AS-Tronic		04 ->		9216		430	10	41 x 51			
41.440 - 41.460 - 41.480 - 41.530 - 41.540	D2866LF04/28	GBox: AS-Tronic		04 ->		9297		430	10	41 x 51			
41.440 - 41.460 - 41.480 - 41.530 - 41.540	D2866LF04/28	GBox: ZF 16S-151/181	PTO	04 ->		9216		430	10	41 x 51			
41.530 FVDS - FVDLS	D2876LF13	GBox: ZF-Ecosplit-3		02 ->		9216	7999	430	10	41 x 51			
41.530 FVDS - FVDLS	D2876LF13	GBox: ZF-Ecosplit-3		02 ->		9297	7999	430	10	41 x 51			
41.530 FVDS - FVDLS	D2876LF13	GBox: ZF-Ecosplit-3	Double disc	02 ->		9248		400	10	41 x 51	6130		
41.530 FVDS - FVDLS	D2876LF13	GBox: AS-Tronic		02 ->		9216	7987	430	10	41 x 51			
41.530 FVDS - FVDLS	D2876LF13	GBox: AS-Tronic		02 ->		9216	7988	430	10	41 x 51			
41.530 FVDS - FVDLS	D2876LF13	GBox: AS-Tronic		02 ->		9297	7988	430	10	41 x 51			
41.530 FVDS - FVDLS	D2876LF13	GBox: ZF 16S-151/181	PTO	02 ->		9216		430	10	41 x 51			
41.660FVDS - FVDLS	D2840LF25	GBox: ZF Ecosplit-3	Double disc	02 ->		9248		400	10	41 x 51	6130		
TGL													



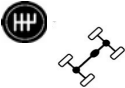







		 				 E. SASSONE  	Ø	Z	Splines		
7.150 - 8.150	D0834LFL63/66	GBox: ZF 6S-850		05 ->	Y904	8992 9274 2 pcs.	362	10	31 x 38		
7.150 - 8.150	D0834LFL63/66	GBox: ZF 6AS-800/1000	Euro 5 - 6	05 ->		9334 7996	395	10	36 x 45		
7.180 - 8.180	D0834LFL64/67	GBox: ZF 6S-850		05 ->	Y904	8992 9274 2 pcs.	362	10	31 x 38		
7.180 - 8.180	D0834LFL64/67	GBox: ZF 6AS-800/1000	Euro 5 - 6	05 ->		9334 7996	395	10	36 x 45		
7.220 - 7.250	D0834LFL63/65	GBox: ZF 6S-850		05 ->	Y904	8992 9274 2 pcs.	362	10	31 x 38		
7.220 - 7.250	D0834LFL63/65	GBox: ZF 6AS-800/1000	Euro 5 - 6	05 ->		9334 7996	395	10	36 x 45		
8.210	D0834LFL55	GBox: ZF 6S-850		05 ->	Y904	8992 9274 2 pcs.	362	10	31 x 38		
8.210	D0834LFL55	GBox: ZF 6AS-800/1000	Euro 5 - 6	05 ->		9334 7996	395	10	36 x 45		
8.220	D0834LFL65/68	GBox: ZF 6S-850		05 ->	Y904	8992 9274 2 pcs.	362	10	31 x 38		
8.220	D0834LFL65/68	GBox: ZF 6AS-800/1000	Euro 5 - 6	05 ->		9334 7996	395	10	36 x 45		
8.240	D0836LFL40/50	GBox: EATON FS/FSO-8309		05 ->		8989 9247	395	10	36 x 45		
8.240	D0836LFL40/50	GBox: AS-Tronic	176 kW	05 ->		8988 9247 7987	395	10	36 x 45		
8.240	D0836LFL40/50	GBox: 12 AS 1210 TO	176 kW	05 ->	Y936	8988 9247 7988	395	10	36 x 45		
8.240	D0836LFL40/50	GBox: ZF-9S-1310TO		05 ->		9247 7996	395	10	36 x 45		
8.250	D0836LFL63/66	GBox: ZF 12AS-1210 TO	Euro 5 - 6	05 ->	Y936	8988 9247 7988	395	10	36 x 45		
8.250	D0836LFL63/66	GBox: ZF 12AS-1010/1210		05 ->		8988 9247 7987	395	10	36 x 45		
8.250	D0836LFL63/66	GBox: ZF 9S-1310 TO - HD		05 ->		9247 7996	395	10	36 x 45		
10.180 - 12.180	D0834LFL64/67	GBox: ZF 6S-850		05 ->	Y904	8992 9274 2 pcs.	362	10	31 x 38		
10.180 - 12.180	D0834LFL64/67	GBox: ZF 6S-800 TO	Euro 5 - 6	05 ->		9334 7996	395	10	36 x 45		
10.210 - 10.220	D0834LFL55/65/68	GBox: ZF 6S-850		05 ->	Y904	8992 9274 2 pcs.	362	10	31 x 38		
10.210 - 10.220	D0834LFL55/65/68	GBox: ZF 6S-800 TO		05 ->		9334 7996	395	10	36 x 45		
10.240 - 10.250 - 12.240 - 12.250	D0836LFL53/63/66	GBox: ZF 12AS-1210 TO	Euro 4 (D4)	05 ->	Y936	8988 9247 7988	395	10	36 x 45		
10.240 - 10.250 - 12.240 - 12.250	D0836LFL53/63/66	GBox: ZF 12AS-1010/1210	Euro 5 - 6	05 ->		8988 9247 7987	395	10	36 x 45		
10.240 - 10.250 - 12.240 - 12.250	D0836LFL53/63/66	GBox: ZF 9S-1310 TO - HD		05 ->		9247 7996	395	10	36 x 45		
12.210	D0834LFL55/64	GBox: ZF 6S-850		05 ->	Y904	8992 9274 2 pcs.	362	10	31 x 38		
12.210	D0834LFL55/64	GBox: ZF 6S-800 TO		05 ->		9334 7996	395	10	36 x 45		
TGM											
12.240 - 12.280 - 13.240 - 15.240 - 15.280 - 15.290 - 15.330 - 22.240 - 22.280 - 26.280 - 26.330	D0836LFL40/55	GBox: Eaton FS/FSO-8309		05 ->		8989 9247	395	10	36 x 45		
12.240 - 12.280 - 13.240 - 15.240 - 15.280 - 15.290 - 15.330 - 22.240 - 22.280 - 26.280 - 26.330	D0836LFL40/55	GBox: AS-Tronic 12AS-1010		05 ->	Y936	8988 9247 7988	395	10	36 x 45		
12.240 - 12.280 - 13.240 - 15.240 - 15.280 - 15.290 - 15.330 - 22.240 - 22.280 - 26.280 - 26.330	D0836LFL40/55	GBox: ZF 12AS-1010/1210		05 ->		9247	395	10	36 x 45		
12.240 - 12.280 - 13.240 - 15.240 - 15.280 - 15.290 - 15.330 - 22.240 - 22.280 - 26.280 - 26.330	D0836LFL40/55	GBox: ZF-9S-1310TO		05 ->		9247 7996	395	10	36 x 45		
12.250 - 12.290 - 13.250 - 13.290 - 15.250 - 15.290 - 15.340 - 18.250 - 18.290 - 18.340 - 22.250 - 22.290	D0836LFL54/65	GBox: Eaton FS/FSO-8309		05 ->		8989 9247	395	10	36 x 45		
12.250 - 12.290 - 13.250 - 13.290 - 15.250 - 15.290 - 15.340 - 18.250 - 18.290 - 18.340 - 22.250 - 22.290	D0836LFL54/65	GBox: AS-Tronic 12AS-1010		05 ->		8988 9247	395	10	36 x 45		
12.250 - 12.290 - 13.250 - 13.290 - 15.250 - 15.290 - 15.340 - 18.250 - 18.290 - 18.340 - 22.250 - 22.290	D0836LFL54/65	GBox: ZF 12AS-1010/1210		05 ->		9247	395	10	36 x 45		
13.240 - 13.280 - 15.240 - 15.280 - 15.330 - 18.240 - 18.280 - 18.330	D0836LFL40/54	GBox: Eaton FS/FSO-8309		06 ->		8989 9247	395	10	36 x 45		
13.240 - 13.280 - 15.240 - 15.280 - 15.330 - 18.240 - 18.280 - 18.330	D0836LFL40/54	GBox: AS-Tronic 12AS-1010		06 ->	Y936	8988 9247 7988	395	10	36 x 45		
13.240 - 13.280 - 15.240 - 15.280 - 15.330 - 18.240 - 18.280 - 18.330	D0836LFL40/54	GBox: ZF 12AS-1010/1210		06 ->		9247 7987	395	10	36 x 45		
13.240 - 13.280 - 15.240 - 15.280 - 15.330 - 18.240 - 18.280 - 18.330	D0836LFL40/54	GBox: ZF-9S-1310TO		06 ->		9247 7996	395	10	36 x 45		
13.240 - 13.280 - 15.240 - 15.280 - 15.330 - 18.240 - 18.280 - 18.330	D0836LFL40/54	GBox: ZF S6-85/1600/1200		06 ->		8996 9269 7999	430	10	36 x 45		
26.280 - 26.290 - 26.330 - 26.340	D0836LFL54/65	GBox: Eaton FS/FSO-8309		05 ->		8989 9247	395	10	36 x 45		
26.280 - 26.290 - 26.330 - 26.340	D0836LFL54/65	GBox: AS-Tronic 12AS-1010		05 ->	Y936	8988 9247 7988	395	10	36 x 45		
26.280 - 26.290 - 26.330 - 26.340	D0836LFL54/65	GBox: ZF 12AS-1010/1210		05 ->		9247 7987	395	10	36 x 45		
TGS											
TGS Euro 6	D3876LF	GBox: AS Tronic		14 ->			7988	430	10		
TGS Euro 6	D3876LF	GBox: Traxon	Euro 6	14 ->							
18.320 -18.360 - 18.400	D2066LF28/43	GBox: ZF Ecosplit-3		07 ->		9216 7999	430	10	41 x 51		
18.320 -18.360 - 18.400	D2066LF28/43	GBox: ZF AS-Tronic		07 ->		9216 7987	430	10	41 x 51		
18.320 -18.360 - 18.400	D2066LF28/43	GBox: ZF AS-Tronic		07 ->		9216 7988	430	10	41 x 51		
18.320 -18.360 - 18.400	D2066LF28/43	GBox: ZF Ecosplit-3		07 ->		9216	430	10	41 x 51		
18.320 -18.360 - 18.400	D2066LF28/43	GBox: ZF Ecosplit-3	Double disc	07 ->		9248	400	10	41 x 51	6130	
18.440 - 24.440	D2066LF25/40	GBox: ZF Ecosplit 3		07 ->		9216 7999	430	10	41 x 51		
18.440 - 24.440	D2066LF25/40	GBox: ZF Ecosplit 3		07 ->		9297 7999	430	10	41 x 51		
18.440 - 24.440	D2066LF25/40	GBox: ZF AS-Tronic		07 ->		9216 7988	430	10	41 x 51		
18.440 - 24.440	D2066LF25/40	GBox: ZF AS-Tronic		07 ->		9216 7987	430	10	41 x 51		
18.440 - 24.440	D2066LF25/40	GBox: ZF Ecosplit 3		07 ->		9216	430	10	41 x 51		
18.440 - 24.440	D2066LF25/40	GBox: ZF Ecosplit 3	Double disc	07 ->		9248	400	10	41 x 51	6130	



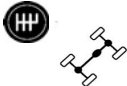






		 				  	E. SASSONE			Ø	Z	Spines	
18.480	D2676LF05/07/14	GBox: ZF Ecosplit 3		07 ->		9297	7999	430	10	41 x 51			
18.480	D2676LF05/07/14	GBox: ZF AS-Tronic		07 ->		9297	7988	430	10	41 x 51			
18.480	D2676LF05/07/14	GBox: ZF Ecosplit 3		07 ->		9216		430	10	41 x 51			
18.480	D2676LF05/07/14	GBox: ZF Ecosplit 3	Double disc	07 ->		9248		400	10	41 x 51	6130		
18.480	D2676LF05/07/14	GBox: ZF Ecosplit-3		07 ->		9216	7999	430	10	41 x 51			
18.480	D2676LF05/07/14	GBox: ZF AS-Tronic		07 ->		9216	7987	430	10	41 x 51			
18.480	D2676LF05/07/14	GBox: ZF Ecosplit-3	Euro 4 - 5	07 ->		9216		430	10	41 x 51			
18.540	D2676LF06/13	GBox: ZF Ecosplit 3		07 ->		9297	7999	430	10	41 x 51			
18.540	D2676LF06/13	GBox: ZF AS-Tronic		07 ->		9297	7988	430	10	41 x 51			
18.540	D2676LF06/13	GBox: ZF Ecosplit 3		07 ->		9216		430	10	41 x 51			
18.540	D2676LF06/13	GBox: ZF Ecosplit 3	Double disc	07 ->		9248		400	10	41 x 51	6130		
18.540	D2676LF13EUR	GBox: ZF Ecosplit-3		07 ->		9216	7999	430	10	41 x 51			
18.540	D2676LF13EUR	GBox: ZF Ecosplit-3		07 ->		9297	7999	430	10	41 x 51			
18.540	D2676LF13EUR	GBox: ZF AS-Tronic		07 ->		9297	7988	430	10	41 x 51			
18.540	D2676LF13EUR	GBox: ZF AS-Tronic		07 ->		9216	7987	430	10	41 x 51			
18.540	D2676LF13EUR	GBox: ZF Ecosplit-3		07 ->		9216		430	10	41 x 51			
18.540	D2676LF13EUR	GBox: ZF Ecosplit-3	Double disc	07 ->		9248		400	10	41 x 51	6130		
24.320 - 24.360 - 24.440 - 26.400	D2066LF26/43	GBox: ZF Ecosplit-3		07 ->		9216	7999	430	10	41 x 51			
24.320 - 24.360 - 24.440 - 26.400	D2066LF26/43	GBox: ZF AS-Tronic		07 ->		9216	7988	430	10	41 x 51			
24.320 - 24.360 - 24.440 - 26.400	D2066LF26/43	GBox: ZF AS-Tronic		07 ->		9216	7987	430	10	41 x 51			
24.320 - 24.360 - 24.440 - 26.400	D2066LF26/43	GBox: ZF Ecosplit-3		07 ->		9216		430	10	41 x 51			
24.320 - 24.360 - 24.440 - 26.400	D2066LF26/43	GBox: ZF Ecosplit-3	Double disc	07 ->		9248		400	10	41 x 51	6130		
24.440 - 26.440	D2066LF25EUR	GBox: ZF Ecosplit-3		07 ->		9216	7999	430	10	41 x 51			
24.440 - 26.440	D2066LF25EUR	GBox: ZF Ecosplit-3		07 ->		9297	7999	430	10	41 x 51			
24.440 - 26.440	D2066LF25EUR	GBox: ZF AS-Tronic		07 ->		9216	7988	430	10	41 x 51			
24.440 - 26.440	D2066LF25EUR	GBox: ZF AS-Tronic		07 ->		9216	7987	430	10	41 x 51			
24.440 - 26.440	D2066LF25EUR	GBox: ZF Ecosplit-3		07 ->		9216		430	10	41 x 51			
24.440 - 26.440	D2066LF25EUR	GBox: ZF Ecosplit-3	Double disc	07 ->		9248		400	10	41 x 51	6130		
26.320 - 26.360 - 26.400 - 33.360 - 33.400	D2066LF27/43	GBox: ZF Ecosplit-3		08 ->		9216	7999	430	10	41 x 51			
26.320 - 26.360 - 26.400 - 33.360 - 33.400	D2066LF27/43	GBox: ZF AS-Tronic		08 ->		9216	7988	430	10	41 x 51			
26.320 - 26.360 - 26.400 - 33.360 - 33.400	D2066LF27/43	GBox: ZF AS-Tronic		08 ->		9216	7987	430	10	41 x 51			
26.320 - 26.360 - 26.400 - 33.360 - 33.400	D2066LF27/43	GBox: ZF Ecosplit-3		08 ->		9216		430	10	41 x 51			
26.320 - 26.360 - 26.400 - 33.360 - 33.400	D2066LF27/43	GBox: ZF Ecosplit-3	Double disc	08 ->		9248		400	10	41 x 51	6130		
26.440 - 33.440	D2066LF25/40	GBox: ZF Ecosplit 3		07 ->		9216	7999	430	10	41 x 51			
26.440 - 33.440	D2066LF25/40	GBox: ZF Ecosplit 3		07 ->		9297	7999	430	10	41 x 51			
26.440 - 33.440	D2066LF25/40	GBox: ZF AS-Tronic		07 ->		9216	7988	430	10	41 x 51			
26.440 - 33.440	D2066LF25/40	GBox: ZF AS-Tronic		07 ->		9216	7987	430	10	41 x 51			
26.440 - 33.440	D2066LF25/40	GBox: ZF Ecosplit 3		07 ->		9216		430	10	41 x 51			
26.440 - 33.440	D2066LF25/40	GBox: ZF Ecosplit 3	Double disc	07 ->		9248		400	10	41 x 51	6130		
26.480 - 33.480	D2676LF05/14	GBox: ZF Ecosplit 3		07 ->		9297	7999	430	10	41 x 51			
26.480 - 33.480	D2676LF05/14	GBox: ZF Ecosplit 3		07 ->		9216	7999	430	10	41 x 51			
26.480 - 33.480	D2676LF05/14	GBox: ZF AS-Tronic		07 ->		9297	7988	430	10	41 x 51			
26.480 - 33.480	D2676LF05/14	GBox: ZF Ecosplit 3		07 ->		9216		430	10	41 x 51			
26.480 - 33.480	D2676LF05/14	GBox: ZF Ecosplit 3	Double disc	07 ->		9248		400	10	41 x 51	6130		
26.540 - 28.540 - 33.540	D2676LF06/13	GBox: ZF Ecosplit 3		07 ->		9297	7999	430	10	41 x 51			
26.540 - 28.540 - 33.540	D2676LF06/13	GBox: ZF AS-Tronic		07 ->		9297	7988	430	10	41 x 51			
26.540 - 28.540 - 33.540	D2676LF06/13	GBox: ZF Ecosplit 3		07 ->		9216		430	10	41 x 51			
26.540 - 28.540 - 33.540	D2676LF06/13	GBox: ZF Ecosplit 3	Double disc	07 ->		9248		400	10	41 x 51	6130		
28.320 - 28.360 - 28.400	D2066LF37/43	GBox: ZF Ecosplit-3		08 ->		9216	7999	430	10	41 x 51			
28.320 - 28.360 - 28.400	D2066LF37/43	GBox: ZF AS-Tronic		08 ->		9216	7988	430	10	41 x 51			
28.320 - 28.360 - 28.400	D2066LF37/43	GBox: ZF AS-Tronic		08 ->		9216	7987	430	10	41 x 51			
28.320 - 28.360 - 28.400	D2066LF37/43	GBox: ZF Ecosplit-3		08 ->		9216		430	10	41 x 51			
28.320 - 28.360 - 28.400	D2066LF37/43	GBox: ZF Ecosplit-3	Double disc	08 ->		9248		400	10	41 x 51	6130		
28.440 - 32.440	D2066LF36/42	GBox: ZF Ecosplit 3		08 ->		9216	7999	430	10	41 x 51			
28.440 - 32.440	D2066LF36/42	GBox: ZF Ecosplit 3		08 ->		9297	7999	430	10	41 x 51			
28.440 - 32.440	D2066LF36/42	GBox: ZF AS-Tronic		08 ->		9216	7988	430	10	41 x 51			












		 				 E. SASSONE  	 Ø  Z Splines 				
28.440 - 32.440	D2066LF36/42	GBox: ZF AS-Tronic		08 ->		9216	7987	430	10	41 x 51	
28.440 - 32.440	D2066LF36/42	GBox: ZF Ecosplit 3		08 ->		9216		430	10	41 x 51	
28.440 - 32.440	D2066LF36/42	GBox: ZF Ecosplit 3	Double disc	08 ->		9248		400	10	41 x 51	6130
28.480	D2676LF05/07	GBox: ZF Ecosplit 3		08 ->		9297	7999	430	10	41 x 51	
28.480	D2676LF05/07	GBox: ZF AS-Tronic		08 ->		9297	7988	430	10	41 x 51	
28.480	D2676LF05/07	GBox: ZF Ecosplit 3		08 ->		9216		430	10	41 x 51	
28.480	D2676LF05/07	GBox: ZF Ecosplit 3	Double disc	08 ->		9248		400	10	41 x 51	6130
32.320 - 32.360 - 32.400 - 35.320 - 35.360 -35.400 -41.320 - 41.360	D2066LF26/43	GBox: ZF Ecosplit-3		08 ->		9216	7999	430	10	41 x 51	
32.320 - 32.360 - 32.400 - 35.320 - 35.360 -35.400 -41.320 - 41.360	D2066LF26/43	GBox: ZF AS-Tronic		08 ->		9216	7988	430	10	41 x 51	
32.320 - 32.360 - 32.400 - 35.320 - 35.360 -35.400 -41.320 - 41.360	D2066LF26/43	GBox: ZF AS-Tronic		08 ->		9216	7987	430	10	41 x 51	
32.320 - 32.360 - 32.400 - 35.320 - 35.360 -35.400 -41.320 - 41.360	D2066LF26/43	GBox: ZF Ecosplit-3		08 ->		9216		430	10	41 x 51	
32.320 - 32.360 - 32.400 - 35.320 - 35.360 -35.400 -41.320 - 41.360	D2066LF26/43	GBox: ZF Ecosplit-3	Double disc	08 ->		9248		400	10	41 x 51	6130
32.480 - 35.480	D2676LF05/07	GBox: ZF Ecosplit 3		08->		9297	7999	430	10	41 x 51	
32.480 - 35.480	D2676LF05/07	GBox: ZF AS-Tronic		08->		9297	7988	430	10	41 x 51	
32.480 - 35.480	D2676LF05/07	GBox: ZF Ecosplit-3		08->		9216		430	10	41 x 51	
32.480 - 35.480	D2676LF05/07	GBox: ZF Ecosplit-3	Double disc	08->		9248		400	10	41 x 51	6130
35.320 - 35.360 - 35.400	D2066LF26/43	GBox: ZF Ecosplit-3		07 ->		9216	7999	430	10	41 x 51	
35.320 - 35.360 - 35.400	D2066LF26/43	GBox: ZF AS-Tronic		07 ->		9216	7988	430	10	41 x 51	
35.320 - 35.360 - 35.400	D2066LF26/43	GBox: ZF AS-Tronic		07 ->		9216	7987	430	10	41 x 51	
35.320 - 35.360 - 35.400	D2066LF26/43	GBox: ZF Ecosplit-3		07 ->		9216		430	10	41 x 51	
35.320 - 35.360 - 35.400	D2066LF26/43	GBox: ZF Ecosplit-3	Double disc	07 ->		9248		400	10	41 x 51	6130
35.320 - 35.360 - 35.400	D2066LF26/43	GBox: ZF Ecosplit 3		07 ->		9297	7999	430	10	41 x 51	
35.440 - 37.440 - 41.440	D2066LF25/40	GBox: ZF Ecosplit 3		07 ->		9216	7999	430	10	41 x 51	
35.440 - 37.440 - 41.440	D2066LF25/40	GBox: ZF Ecosplit 3		07 ->		9297	7999	430	10	41 x 51	
35.440 - 37.440 - 41.440	D2066LF25/40	GBox: ZF AS-Tronic		07 ->		9216	7988	430	10	41 x 51	
35.440 - 37.440 - 41.440	D2066LF25/40	GBox: ZF AS-Tronic		07 ->		9216	7987	430	10	41 x 51	
35.440 - 37.440 - 41.440	D2066LF25/40	GBox: ZF Ecosplit 3		07 ->		9216		430	10	41 x 51	
35.440 - 37.440 - 41.440	D2066LF25/40	GBox: ZF Ecosplit 3	Double disc	07 ->		9248		400	10	41 x 51	6130
35.480 - 35.540 - 37.540 - 41.540 - 41.480	D2676LF05/14	GBox: ZF Ecosplit 3		07 ->		9297	7999	430	10	41 x 51	
35.480 - 35.540 - 37.540 - 41.540 - 41.480	D2676LF05/14	GBox: ZF AS-Tronic		07 ->		9297	7988	430	10	41 x 51	
35.480 - 35.540 - 37.540 - 41.540 - 41.480	D2676LF05/14	GBox: ZF Ecosplit-3		07 ->		9216		430	10	41 x 51	
35.480 - 35.540 - 37.540 - 41.540 - 41.480	D2676LF05/14	GBox: ZF Ecosplit-3	Double disc	07 ->		9248		400	10	41 x 51	6130
37.320 - 37.360 - 37.400 - 41.360 - 41.400	D2066LF27/43	GBox: ZF Ecosplit-3		08 ->		9216	7999	430	10	41 x 51	
37.320 - 37.360 - 37.400 - 41.360 - 41.400	D2066LF27/43	GBox: ZF AS-Tronic		08 ->		9216	7988	430	10	41 x 51	
37.320 - 37.360 - 37.400 - 41.360 - 41.400	D2066LF27/43	GBox: ZF AS-Tronic		08 ->		9216	7987	430	10	41 x 51	
37.320 - 37.360 - 37.400 - 41.360 - 41.400	D2066LF27/43	GBox: ZF Ecosplit-3		08 ->		9216		430	10	41 x 51	
37.320 - 37.360 - 37.400 - 41.360 - 41.400	D2066LF27/43	GBox: ZF Ecosplit-3	Double disc	08 ->		9248		400	10	41 x 51	6130
37.480 - 41.480	D2676LF05/14	GBox: ZF Ecosplit 3		08 ->		9297	7999	430	10	41 x 51	
37.480 - 41.480	D2676LF05/14	GBox: ZF AS-Tronic		08 ->		9297	7988	430	10	41 x 51	
37.480 - 41.480	D2676LF05/14	GBox: ZF Ecosplit 3		08 ->		9216		430	10	41 x 51	
37.480 - 41.480	D2676LF05/14	GBox: ZF Ecosplit 3	Double disc	08 ->		9248		400	10	41 x 51	6130
TGX											
TGX Euro 6	D3876LF	GBox: AS Tronic		14 ->			7988	430	10		
TGX Euro 6	D3876LF	GBox: Traxon	Euro 6	14 ->				430	10		
18.360 - 18.400 - 26.360 - 26.400	D2066LF27/67	GBox: ZF Ecosplit 3		07 ->		9216	7999	430	10	41 x 51	
18.360 - 18.400 - 26.360 - 26.400	D2066LF27/67	GBox: ZF AS-Tronic		07 ->		9216	7988	430	10	41 x 51	
18.360 - 18.400 - 26.360 - 26.400	D2066LF27/67	GBox: ZF AS-Tronic		07 ->		9216	7987	430	10	41 x 51	
18.360 - 18.400 - 26.360 - 26.400	D2066LF27/67	GBox: ZF Ecosplit 3		07 ->		9216		430	10	41 x 51	
18.360 - 18.400 - 26.360 - 26.400	D2066LF27/67	GBox: ZF Ecosplit 3	Double disc	07 ->		9248		400	10	41 x 51	6130
18.440 - 26.440	D2066LF25/40	GBox: ZF Ecosplit 3		07 ->		9216	7999	430	10	41 x 51	
18.440 - 26.440	D2066LF25/40	GBox: ZF Ecosplit 3		07 ->		9297	7999	430	10	41 x 51	
18.440 - 26.440	D2066LF25/40	GBox: ZF AS-Tronic		07 ->		9216	7988	430	10	41 x 51	
18.440 - 26.440	D2066LF25/40	GBox: ZF AS-Tronic		07 ->		9216	7987	430	10	41 x 51	
18.440 - 26.440	D2066LF25/40	GBox: ZF Ecosplit 3		07 ->		9216		430	10	41 x 51	
18.440 - 26.440	D2066LF25/40	GBox: ZF Ecosplit 3	Double disc	07 ->		9248		400	10	41 x 51	6130
18.440 - 26.440 - 33.440	D2676LF26	GBox: ZF Ecosplit 3		12 ->		9297	7999	430	10	41 x 51	



		 				  	E. SASSONE				
							Ø	Z	Spines		
18.440 - 26.440 - 33.440	D2676LF26	GBox: ZF AS-Tronic		12 ->		9297	7988	430	10	41 x 51	
18.440 - 26.440 - 33.440	D2676LF26	GBox: ZF Ecosplit 3		12 ->		9216		430	10	41 x 51	
18.440 - 26.440 - 33.440	D2676LF26	GBox: ZF Ecosplit 3	Double disc	12 ->		9248		400	10	41 x 51	6130
18.440	D2066LF25/40	GBox: ZF Ecosplit 3		07 ->		9216	7999	430	10	41 x 51	
18.440	D2066LF25/40	GBox: ZF Ecosplit 3		07 ->		9297	7999	430	10	41 x 51	
18.440	D2066LF25/40	GBox: ZF AS-Tronic		07 ->		9216	7988	430	10	41 x 51	
18.440	D2066LF25/40	GBox: ZF AS-Tronic		07 ->		9216	7987	430	10	41 x 51	
18.440	D2066LF25/40	GBox: ZF Ecosplit 3		07 ->		9216		430	10	41 x 51	
18.440	D2066LF25/40	GBox: ZF Ecosplit 3	Double disc	07 ->		9248		400	10	41 x 51	6130
18.480 - 18.540	D2676LF05/25	GBox: ZF Ecosplit 3		07 ->		9297	7999	430	10	41 x 51	
18.480 - 18.540	D2676LF05/25	GBox: ZF AS-Tronic		07 ->		9297	7988	430	10	41 x 51	
18.480 - 18.540	D2676LF05/25	GBox: ZF Ecosplit 3		07 ->		9216		430	10	41 x 51	
18.480 - 18.540	D2676LF05/25	GBox: ZF Ecosplit 3	Double disc	07 ->		9248		400	10	41 x 51	6130
18.680 - 33.680 - 41.680	D2868LF02/06	GBox: ZF AS-Tronic		07 ->		9336	7988	430	10	41 x 51	
24.360 -24.400 26.360 - 26.400	D2066LF26/67	GBox: ZF Ecosplit 3		07 ->		9216	7999	430	10	41 x 51	
24.360 -24.400 26.360 - 26.400	D2066LF26/67	GBox: ZF AS-Tronic		07 ->		9216	7988	430	10	41 x 51	
24.360 -24.400 26.360 - 26.400	D2066LF26/67	GBox: ZF AS-Tronic		07 ->		9216	7987	430	10	41 x 51	
24.360 -24.400 26.360 - 26.400	D2066LF26/67	GBox: ZF Ecosplit 3		07 ->		9216		430	10	41 x 51	
24.360 -24.400 26.360 - 26.400	D2066LF26/67	GBox: ZF Ecosplit 3	Double disc	07 ->		9248		400	10	41 x 51	6130
24.440 - 26.440	D2066LF25/40	GBox: ZF Ecosplit 3		07 ->		9216	7999	430	10	41 x 51	
24.440 - 26.440	D2066LF25/40	GBox: ZF Ecosplit 3		07 ->		9297	7999	430	10	41 x 51	
24.440 - 26.440	D2066LF25/40	GBox: ZF AS-Tronic		07 ->		9216	7988	430	10	41 x 51	
24.440 - 26.440	D2066LF25/40	GBox: ZF AS-Tronic		07 ->		9216	7987	430	10	41 x 51	
24.440 - 26.440	D2066LF25/40	GBox: ZF Ecosplit 3		07 ->		9216		430	10	41 x 51	
24.440 - 26.440	D2066LF25/40	GBox: ZF Ecosplit 3	Double disc	07 ->		9248		400	10	41 x 51	6130
24.480 -24.540 - 26.480 - 41.540	D2676LF05/25	GBox: ZF Ecosplit 3		07 ->		9297	7999	430	10	41 x 51	
24.480 -24.540 - 26.480 - 41.540	D2676LF05/25	GBox: ZF AS-Tronic		07 ->		9297	7988	430	10	41 x 51	
24.480 -24.540 - 26.480 - 41.540	D2676LF05/25	GBox: ZF Ecosplit 3		07 ->		9216		430	10	41 x 51	
24.480 -24.540 - 26.480 - 41.540	D2676LF05/25	GBox: ZF Ecosplit 3	Double disc	07 ->		9248		400	10	41 x 51	6130
26.320 - 26.360 - 26.400 - 33.360 - 33.400	D2066LF27/67	GBox: ZF Ecosplit 3		07 ->		9216	7999	430	10	41 x 51	
26.320 - 26.360 - 26.400 - 33.360 - 33.400	D2066LF27/67	GBox: ZF AS-Tronic		07 ->		9216	7988	430	10	41 x 51	
26.320 - 26.360 - 26.400 - 33.360 - 33.400	D2066LF27/67	GBox: ZF AS-Tronic		07 ->		9216	7987	430	10	41 x 51	
26.320 - 26.360 - 26.400 - 33.360 - 33.400	D2066LF27/67	GBox: ZF Ecosplit 3		07 ->		9216		430	10	41 x 51	
26.320 - 26.360 - 26.400 - 33.360 - 33.400	D2066LF27/67	GBox: ZF Ecosplit 3	Double disc	07 ->		9248		400	10	41 x 51	6130
26.440 - 28.440 - 33.440	D2066LF25/60	GBox: ZF Ecosplit 3		07 ->		9216	7999	430	10	41 x 51	
26.440 - 28.440 - 33.440	D2066LF25/60	GBox: ZF Ecosplit 3		07 ->		9297	7999	430	10	41 x 51	
26.440 - 28.440 - 33.440	D2066LF25/60	GBox: ZF AS-Tronic		07 ->		9216	7988	430	10	41 x 51	
26.440 - 28.440 - 33.440	D2066LF25/60	GBox: ZF AS-Tronic		07 ->		9216	7987	430	10	41 x 51	
26.440 - 28.440 - 33.440	D2066LF25/60	GBox: ZF Ecosplit 3		07 ->		9216		430	10	41 x 51	
26.440 - 28.440 - 33.440	D2066LF25/60	GBox: ZF Ecosplit 3	Double disc	07 ->		9248		400	10	41 x 51	6130
26.480 - 26.540 - 33.480 - 33.540	D2676LF05/25	GBox: ZF Ecosplit 3		07 ->		9297	7999	430	10	41 x 51	
26.480 - 26.540 - 33.480 - 33.540	D2676LF05/25	GBox: ZF AS-Tronic		07 ->		9297	7988	430	10	41 x 51	
26.480 - 26.540 - 33.480 - 33.540	D2676LF05/25	GBox: ZF Ecosplit 3		07 ->		9216		430	10	41 x 51	
26.480 - 26.540 - 33.480 - 33.540	D2676LF05/25	GBox: ZF Ecosplit 3	Double disc	07 ->		9248		400	10	41 x 51	6130
28.360 - 28.400	D2066LF26/67	GBox: ZF Ecosplit 3		07 ->		9216	7999	430	10	41 x 51	
28.360 - 28.400	D2066LF26/67	GBox: ZF AS-Tronic		07 ->		9216	7988	430	10	41 x 51	
28.360 - 28.400	D2066LF26/67	GBox: ZF AS-Tronic		07 ->		9216	7987	430	10	41 x 51	
28.360 - 28.400	D2066LF26/67	GBox: ZF Ecosplit 3		07 ->		9216		430	10	41 x 51	
28.360 - 28.400	D2066LF26/67	GBox: ZF Ecosplit 3	Double disc	07 ->		9248		400	10	41 x 51	6130
28.480 - 28.540	D2676LF07/14	GBox: ZF Ecosplit 3		07 ->		9297	7999	430	10	41 x 51	
28.480 - 28.540	D2676LF07/14	GBox: ZF AS-Tronic		07 ->		9297	7988	430	10	41 x 51	
28.480 - 28.540	D2676LF07/14	GBox: ZF Ecosplit 3		07 ->		9216		430	10	41 x 51	
28.480 - 28.540	D2676LF07/14	GBox: ZF Ecosplit 3	Double disc	07 ->		9248		400	10	41 x 51	6130
35.360 -35.400	D2066LF27/38	GBox: ZF Ecosplit 3		08->		9216	7999	430	10	41 x 51	
35.360 -35.400	D2066LF27/38	GBox: ZF AS-Tronic		08->		9216	7988	430	10	41 x 51	
35.360 -35.400	D2066LF27/38	GBox: ZF AS-Tronic		08->		9216	7987	430	10	41 x 51	












		 				  	E. SASSONE			Ø	Z	Splines	
35.360 -35.400	D2066LF27/38	GBox: ZF Ecosplit 3		08->		9216				430	10	41 x 51	
35.360 -35.400	D2066LF27/38	GBox: ZF Ecosplit 3	Double disc	08->		9248				400	10	41 x 51	6130
35.440	D2066LF25/40	GBox: ZF Ecosplit 3		08 ->		9216	7999			430	10	41 x 51	
35.440	D2066LF25/40	GBox: ZF Ecosplit 3		08 ->		9297	7999			430	10	41 x 51	
35.440	D2066LF25/40	GBox: ZF AS-Tronic		08 ->		9216	7988			430	10	41 x 51	
35.440	D2066LF25/40	GBox: ZF AS-Tronic		08 ->		9216	7987			430	10	41 x 51	
35.440	D2066LF25/40	GBox: ZF Ecosplit 3		08 ->		9216				430	10	41 x 51	
35.440	D2066LF25/40	GBox: ZF Ecosplit 3	Double disc	08 ->		9248				400	10	41 x 51	6130
35.480	D2676LF05/14	GBox: ZF Ecosplit 3		08 ->		9297	7999			430	10	41 x 51	
35.480	D2676LF05/14	GBox: ZF AS-Tronic		08 ->		9297	7988			430	10	41 x 51	
35.480	D2676LF05/14	GBox: ZF Ecosplit 3		08 ->		9216				430	10	41 x 51	
35.480	D2676LF05/14	GBox: ZF Ecosplit 3	Double disc	08 ->		9248				400	10	41 x 51	6130
6...													
6.115										7944	280		
6.126										7944			
7...													
7.126										7944	280		
7.136										7944			
8...													
8.126										7944			
8.156 - 8.160 - 8.186			OE with Predamper			1966	7917			350	10	32 x 40	
8.156 H										280			
8.192			OE with Predamper			1696	7994			350	10	36 x 45	
9...													
9.126										7944			
9.156 - 9.168 - 9.186 - 9.192			OE with Predamper			1966	7917			350	10	32 x 40	
9.160			OE with Predamper			1966				350	10	32 x 40	
9.192			OE with Predamper			1696	7994			350	10	36 x 45	
10...													
10.126 - 10.136										7944			
10.150 - 10.152	D0826H			87 -> 91		1576				350	10	31 x 38	
10.210	D2146MT		OE with Predamper			1696	7994			350	10	36 x 45	
10.212 - 10.215 - 10.230 FL				65 ->						7917			
10.212				-> 65		1711	7917			380	10	32 x 40	
11...													
11.136										7944			
11.136 U													
11.168			OE with Predamper			1696	7994			350	10	36 x 45	
11.190 - 1.220 - 11.230			OE with Predamper			1576				350	10	31 x 38	
11.192			OE with Predamper			1696	7994			350	10	36 x 45	
13...													
13.136										7944			
13.136 U	D0216MXUL												
13.168	D2555MF		OE with Predamper			1696	7994			350	10	36 x 45	
13.168	D2565MF		OE with Predamper			1696	7994			350	10	36 x 45	
13.168	D2855BYUL					1711				380	10	32 x 40	
13.168	D2538M		OE with Predamper			1606	7917			380	10	36 x 45	
13.192	D2555M		OE with Predamper			1696	7994			350	10	36 x 45	
13.192 F - H - HA			OE with Predamper			1966	7917			350	10	32 x 40	
13.250 - 13.256 - 13.275 - 13.304			OE with Predamper			1677	7917			420	10	36 x 45	
13.304 DFR										430			
14...													
14.136	D0226MF					2772				310	10	31 x 38	
14.168	D2555MF		OE with Predamper			1696	7994			350	10	36 x 45	
14.168	D2565MF		OE with Predamper			1696	7994			350	10	36 x 45	
14.170	D0226MKF	GBox: ZF-S6-36				2404				350	10	31 x 38	












									Ø	Z	Spines	
E. SASSONE												
14.170	D0226MKF	GBox: ZF-S6-65	OE with Predamper				1606	7917	380	10	36 x 45	
14.192	D2555		OE with Predamper				1696	7994	350	10	36 x 45	
14.192	D0826MKF		OE with Predamper				1606	7917	380	10	36 x 45	
14.200	D2538M		OE with Predamper				1606	7917	380	10	36 x 45	
14.220	D2566MF		OE with Predamper	83 ->			1606	7917	380	10	36 x 45	
14.285												
15...												
15.136								7944				
15.168 - 15.192			PTO ID: 80				1586		350	10	36 x 45	
15.168	D2568		OE with Predamper				1696	7994	350	10	36 x 45	
15.168	D2538M		OE with Predamper				1606	7917	380	10	36 x 45	
15.168 - 15.192			OE with Predamper				1966	7917	350	10	32 x 40	
15.192	D2238M		OE with Predamper				1606	7917	380	10	36 x 45	
15.192	D2565M		OE with Predamper				1696	7994	350	10	36 x 45	
15.192	D2568		OE with Predamper				1696	7994	350	10	36 x 45	
15.192	D2855BYUL						1711		380	10	32 x 40	
15.200 - 15.216 - 15.240	D2566MF		OE with Predamper				1606	7917	380	10	36 x 45	
15.220 - 15.240			PTO				1669		380	10	36 x 45	
15.240	D2238M		OE with Predamper				1606	7917	380	10	36 x 45	
16...												
16.132			OE with Predamper				1696	7994	350	10	36 x 45	
16.136	D0226MF						2772		310	10	31 x 38	
16.168 - 16.192			PTO ID: 80				1586		350	10	36 x 45	
16.168			OE with Predamper				1696	7994	350	10	36 x 45	
16.168 FL - 16.186 FN			OE with Predamper				1966	7917	350	10	32 x 40	
16.170	D0226MKF	GBox: ZF-S6-36					2404		350	10	31 x 38	
16.170	D0226MKF	GBox: ZF-S6-65	OE with Predamper				1606	7917	380	10	36 x 45	
16.192	D2565M		OE with Predamper				1696	7994	350	10	36 x 45	
16.192	D0226MKF		OE with Predamper				1606	7917	380	10	36 x 45	
16.200 -16.220	D2566MF		OE with Predamper				1606	7917	380	10	36 x 45	
16.232 - 16.240			OE with Predamper				1606	7917	380	10	36 x 45	
16.240		GBox: ZF					9329	7917	420	10	36 x 45	
16.240		GBox: Fuller					9329		420	10	36 x 45	
16.240			PTO				1669		380	10	36 x 45	
16.242	D2866F		PTO - OE with PD				1929		420	10	51 x 41	
16.250 -16.256 -16.275 -16.304			OE with Predamper				1677	7917	420	10	36 x 45	
16.256	D2538M		OE with Predamper				1606	7917	380	10	36 x 45	
16.256		GBox: ZF					9329	7917	420	10	36 x 45	
16.256		GBox: Fuller					9329		420	10	36 x 45	
16.256	D2566MF		PTO				1937		420	10	36 x 45	
16.262 - 16.272 - 16.322	D2865LF		PTO - OE with PD	85 -> 92			1929		420	10	51 x 41	
16.280		GBox: ZF					9329	7917	420	10	36 x 45	
16.280		GBox: Fuller					9329		420	10	36 x 45	
16.281 - 16.321			PTO ID: 130				1667		420	10	36 x 45	
16.281 - 16.291 - 16.321 - 16.361	D2866		OE with Predamper				1667		420	10	36 x 45	
16.281 - 16.291 - 16.321 - 16.361	D2866		Double disc				1668	7917	380	10	36 x 45	1669
16.292 - 16.302 - 16.332 - 16.372 - 16.422	D2866LF		PTO - OE with PD				1929		420	10	51 x 41	
16.320	D2538MT	GBox: ZF					9329	7917	420	10	36 x 45	
16.320	D2538MT	GBox: Fuller					9329		420	10	36 x 45	
16.361	D2866		OE with Predamper				1667		420	10	36 x 45	
16.361	D2566KFZ		PTO				1667		420	10	36 x 45	
16.362	D2866KF		PTO - OE with PD				1929		420	10	51 x 41	
16.462	D2840LF				Y918	8996	9216	7999	430	10	41 x 51	
16.462			PTO - OE with PD				1929		420	10	51 x 41	
17...												
17.170	D0226MKF	GBox: ZF-S6-36					2404		350	10	31 x 38	












						 E. SASSONE			Ø	Z	Spines	
17.170	D0226MKF	GBox: ZF-S6-65	OE with Predamper				1606	7917	380	10	36 x 45	
17.192	D0826MKF		OE with Predamper				1606	7917	380	10	36 x 45	
17.220 - 17.240	D2566MF		OE with Predamper				1606	7917	380	10	36 x 45	
19...												
19.168 - 19.192			PTO ID: 80				1586		350	10	36 x 45	
19.168	D255M		OE with Predamper				1696	7994	350	10	36 x 45	
19.186 - 19.192			OE with Predamper				1966	7917	350	10	32 x 40	
19.192	D2565M		OE with Predamper				1696	7994	350	10	36 x 45	
19.215 - 19.230								7917				
19.220	D2566MF		OE with Predamper				1606	7917	380	10	36 x 45	
19.232			OE with Predamper				1606	7917	380	10	36 x 45	
19.233			PTO				9216		430	10	41 x 51	
19.240	D2566MF		OE with Predamper				1606	7917	380	10	36 x 45	
19.240		GBox: ZF					9329	7917	420	10	36 x 45	
19.240		GBox: Fuller					9329		420	10	36 x 45	
19.250 - 19.256 - 19.275 - 19.304			OE with Predamper				1677	7917	420	10	36 x 45	
19.256			PTO ID: 110				1937		420	10	36 x 45	
19.256		GBox: ZF					9329	7917	420	10	36 x 45	
19.256		GBox: Fuller					9329		420	10	36 x 45	
19.256	D2538M		OE with Predamper				1606	7917	380	10	36 x 45	
19.280		GBox: ZF					9329	7917	420	10	36 x 45	
19.280		GBox: Fuller					9329		420	10	36 x 45	
19.281 - 19.291 - 19.321	D2566MKF		PTO				1667		420	10	36 x 45	
19.281 - 19.291 - 19.321 - 19.361	D2866		OE with Predamper				1667		420	10	36 x 45	
19.281 - 19.291 - 19.321 - 19.361	D2866		Double disc				1668	7917	380	10	36 x 45	1669
19.320	D2538MT	GBox: ZF					9329	7917	420	10	36 x 45	
19.320	D2538MT	GBox: Fuller					9329		420	10	36 x 45	
19.331	D2866LUL						1931	7917	420	10	36 x 45	
19.361	D256KFZ		PTO				1667		420	10	36 x 45	
19.361	D2866		OE with Predamper				1667		420	10	36 x 45	
20...												
20.192			OE with Predamper				1696	7994	350	10	36 x 45	
20.240			OE with Predamper				1606	7917	380	10	36 x 45	
20.240 - 20.280		GBox: ZF					9329	7917	420	10	36 x 45	
20.240 - 20.280		GBox: Fuller					9329		420	10	36 x 45	
20.281 - 20.321	D2866		OE with Predamper				1667		420	10	36 x 45	
20.281 - 20.321	D2866											
20.320	D2530MF	GBox: ZF					9329	7917	420	10	36 x 45	
20.320	D2530MF	GBox: Fuller					9329		420	10	36 x 45	
20.331			OE with Predamper				1667		420	10	36 x 45	
20.331	D2866		Double disc				1668	7917	380	10	36 x 45	1669
21.212 - 21.216								7917				
22...												
22.186								7917	350			
22.192	D2156MYN		OE with Predamper				1966	7917	350	10	32 x 40	
22.192	D2565M		OE with Predamper				1696	7994	350	10	36 x 45	
22.220 - 22.240	D2556MF		OE with Predamper	81 -> 88			1606		380	10	36 x 45	
22.220 - 22.240	D2556MF			81 -> 88			9329	7917	420	10	36 x 45	
22.230								7917				
22.242 - 22.292 - 22.302 - 22.332 - 22.362 - 22.372 - 22.422	D2866		PTO - OE with PD	90 ->			1929		420	10	51 x 41	
22.256 - 22.304			OE with Predamper				1677	7917	420	10	36 x 45	
22.262 - 22.272 - 22.322	D2865		PTO - OE with PD	90 ->			1929		420	10	51 x 41	
22.280		GBox: ZF					9329	7917	420	10	36 x 45	
22.280		GBox: Fuller					9329		420	10	36 x 45	
22.281 - 22.291 - 22.321 - 22.331 - 22.361	D2866		OE with Predamper	80 -> 88			1667		420	10	36 x 45	
22.281 - 22.291 - 22.321 - 22.331 - 22.361	D2866		Double disc	80 -> 88			1668	7917	380	10	36 x 45	1669












		 				  	E. SASSONE			Ø	Z	Spines	
22.320	D2530MF	GBox: ZF					9329	7917	420	10	36 x 45		
22.320	D2530MF	GBox: Fuller					9329		420	10	36 x 45		
22.320 UNL			Double disc				1668	7917	380	10	36 x 45	1669	
22.361	D2866		OE with Predamper				1667		420	10	36 x 45		
22.403 -22.463	D2866/2867			97 ->	Y918	8996	9216	7999	430	10	41 x 51		
24...													
24.220 - 24.240	D2556MF		OE with Predamper	81 -> 88			1606		380	10	36 x 45		
24.220 - 24.240	D2556MF			81 -> 88			9329	7917	420	10	36 x 45		
24.242 - 24.292 - 24.362	D2866		PTO - OE with PD	90 ->			1929		420	10	51 x 41		
22.262	D2865		PTO - OE with PD	90 ->			1929		420	10	51 x 41		
24.291 - 24.331 - 24.361	D2866		OE with Predamper	80 -> 88			1667		420	10	36 x 45		
24.291 - 24.331 - 24.361	D2866		Double disc	80 -> 88			1668	7917	380	10	36 x 45	1669	
25...													
25.220 - 25.240	D2556MF		OE with Predamper	81 -> 88			1606		380	10	36 x 45		
25.220 - 25.240	D2556MF			81 -> 88			9329	7917	420	10	36 x 45		
25.242 - 25.292 - 25.332 - 25.362	D2866		PTO - OE with PD	90 ->			1929		420	10	51 x 41		
25.262	D2865		PTO - OE with PD	90 ->			1929		420	10	51 x 41		
25.291 - 25.331 - 25.361	D2866		OE with Predamper	80 -> 88			1667		420	10	36 x 45		
25.291 - 25.331 - 25.361	D2866		Double disc	80 -> 88			1668	7917	380	10	36 x 45	1669	
26 ...													
26.215 - 26.230								7917					
26.220 - 26.240	D2556MF		OE with Predamper	81 -> 88			1606		380	10	36 x 45		
26.220 - 26.240	D2556MF			81 -> 88			9329	7917	420	10	36 x 45		
26.232			OE with Predamper				1606	7917	380	10	36 x 45		
26.240	D2566MF		PTO				1937		420	10	36 x 45		
26.240		GBox: ZF					9329	7917	420	10	36 x 45		
26.240		GBox: Fuller					9329		420	10	36 x 45		
26.256	D2538M		OE with Predamper				1606	7917	380	10	36 x 45		
26.256		GBox: ZF					9329	7917	420	10	36 x 45		
26.256		GBox: Fuller					9329		420	10	36 x 45		
26.256 H - 23.304 DFL			OE with Predamper				1677	7917	420	10	36 x 45		
26.280 - 26.304		GBox: ZF					9329	7917	420	10	36 x 45		
26.280 - 26.304		GBox: Fuller					9329		420	10	36 x 45		
26.281 - 26.321	D2566MKF		OE with Predamper				1667		420	10	36 x 45		
26.281 - 26.321	D2866MK		OE with Predamper	80 -> 94			1667		420	10	36 x 45		
26.281 - 26.321 - 2.291 - 26.331	D2866/MK		Double disc	80 -> 94			1668	7917	380	10	36 x 45	1669	
26.320	D2538MT/MF	GBox: ZF					9329	7917	420	10	36 x 45		
26.320	D2538MT/MF	GBox: Fuller					9329		420	10	36 x 45		
26.361	D2866		OE with Predamper	80 -> 88			1667		420	10	36 x 45		
26.361	D2866		Double disc	80 -> 88			1668	7917	380	10	36 x 45	1669	
26.365	D2840MF		OE with Predamper	83 -> 90			1667		420	10	36 x 45		
26.365	D2840MF		Double disc	83 -> 90			1668	7917	380	10	36 x 45	1669	
27 ...													
27.343	D2865LF09			94 ->	Y918	8996	9216	7999	430	10	41 x 51		
28 ...													
28.272 - 28.322 - 28.342 - 28.402	D2865LF		PTO - OE with PD	90 ->			1929		420	10	51 x 41		
28.292 - 28.302 - 28.332 - 28.372 - 28.422	D2866LF		PTO - OE with PD	86 ->			1929		420	10	51 x 41		
30 ...													
30.230								7917					
30.232			OE with Predamper				1606	7917	380	10	36 x 45		
30.240	D2538M		OE with Predamper				1606	7917	380	10	36 x 45		
30.240	D2566MF		PTO				1937		420	10	36 x 45		
30.240		GBox: ZF					9329	7917	420	10	36 x 45		
30.240		GBox: Fuller					9329		420	10	36 x 45		
30.256	D2538M		OE with Predamper				1606	7917	380	10	36 x 45		
30.256	D2538M	GBox: ZF					9329	7917	420	10	36 x 45		












		 				 E. SASSONE  	Ø	Z	Splines	
30.256	D2538M	GBox: Fuller				9329	420	10	36 x 45	
30.256 H			OE with Predamper			1677 7917	420	10	36 x 45	
30.262 - 30.272 - 30.322	D2865LF		PTO - OE with PD	89 ->		1929	420	10	51 x 41	
30.280		GBox: ZF				9329 7917	420	10	36 x 45	
30.280		GBox: Fuller				9329	420	10	36 x 45	
30.280	D2566MF		PTO ID: 110			1937	420	10	36 x 45	
30.281 - 30.321	D2566		Double disc	-> 83		1668 7917	380	10	36 x 45	1669
30.281 - 30.321	D2566		OE with Predamper	83 ->		1667	420	10	36 x 45	
30.291 - 30.331	D2566		Double disc	-> 83		1668 7917	380	10	36 x 45	1669
30.291 - 30.331	D2566		OE with Predamper	83 ->		1667	420	10	36 x 45	
30.291 - 30.331			PTO			1667	420	10	36 x 45	
30.292 - 30.302 - 30.332 - 30.372 - 30.422	D2866LF		PTO - OE with PD	87 ->		1929	420	10	51 x 41	
30.304		GBox: ZF				9329 7917	420	10	36 x 45	
30.304		GBox: Fuller				9329	420	10	36 x 45	
30.320	D2538MT/MF	GBox: ZF				9329 7917	420	10	36 x 45	
30.320	D2538MT/MF	GBox: Fuller				9329	420	10	36 x 45	
30.361	D2866		OE with Predamper			1667	420	10	36 x 45	
30.362	D2866KF/LXF		PTO	87 ->		9329	420	10	36 x 45	
31...										
31.262 - 31.272 - 31.322	D2865LF		PTO - OE with PD	89 ->		1929	420	10	51 x 41	
31.292 - 31.302 - 31.332 - 31.372 - 31.422	D2866LF		PTO - OE with PD	87 ->		1929	420	10	51 x 41	
31.342	D2865		PTO - OE with PD	94 ->		1929	420	10	51 x 41	
31.362	D2866KF/LXF		PTO - OE with PD	87 ->		1929	420	10	51 x 41	
31.402	D2866		PTO - OE with PD	94 ->		1929	420	10	51 x 41	
32...										
32.232	D2556MF		OE with Predamper			1606 7917	380	10	36 x 45	
32.240	D2556MF		OE with Predamper			1606 7917	380	10	36 x 45	
32.240	D2556MF		PTO			1937	420	10	36 x 45	
32.240		GBox: ZF				9329 7917	420	10	36 x 45	
32.240		GBox: Fuller				9329	420	10	36 x 45	
32.256	D2538M		OE with Predamper			1606 7917	380	10	36 x 45	
32.262 - 32.272 - 32.322	D2865LF		PTO - OE with PD	87 ->		1929	420	10	51 x 41	
32.280	D2566MF		PTO			1937	420	10	36 x 45	
32.280	D2530MF	GBox: ZF				9329 7917	420	10	36 x 45	
32.280	D2530MF	GBox: Fuller				9329	420	10	36 x 45	
32.281	D2866MK		OE with Predamper	80 -> 94		1667	420	10	36 x 45	
32.281	D2866MK		Double disc	80 -> 94		1668 7917	380	10	36 x 45	1669
32.291 - 32.331 - 32.361	D2866		OE with Predamper	83 ->		1667	420	10	36 x 45	
32.291 - 32.331	D2866		Double disc	->83		1668 7917	380	10	36 x 45	1669
32.291 - 32.331 - 32.361	D2866		PTO			1667	420	10	36 x 45	
32.292 - 32.332 - 32.372 - 32.422	D2866LF		PTO - OE with PD	85 ->		1929	420	10	51 x 41	
32.320	D2538MT/MF	GBox: ZF				9329 7917	420	10	36 x 45	
32.320	D2538MT/MF	GBox: Fuller				9329	420	10	36 x 45	
32.320 DFA	D2530MF		Double disc			1668 7917	380	10	36 x 45	1669
32.342	D2865		PTO - OE with PD	94 ->		1929	420	10	51 x 41	
32.365	D2840MF		OE with Predamper	83 -> 90		1667	420	10	36 x 45	
32.365	D2840MF		Double disc	83 -> 90		1668 7917	380	10	36 x 45	1669
32.462	D2840LF		PTO - OE with PD	85 ->		1929	420	10	51 x 41	
33...										
33.242 - 33.240			OE with Predamper			1606	380	10	36 x 45	
33.240 - 33.280	D2566MF		PTO ID: 110			1937	420	10	36 x 45	
33.280 - 33.320	D2530MF	GBox: ZF				9329 7917	420	10	36 x 45	
33.280 - 33.320	D2530MF	GBox: Fuller				9329	420	10	36 x 45	
33.281	D2566MKF		OE with Predamper			1667	420	10	36 x 45	
33.281	D2566MKF		Double disc			1668 7917	380	10	36 x 45	1669
33.291 - 33.321 - 33.331	D2866		Double disc	-> 83		1668 7917	380	10	36 x 45	1669

		 				  	E. SASSONE			Ø	Z	Spines	
33.291 - 33.321 - 33.331	D2866		OE with Predamper	83 ->		1667		420	10	36 x 45			
33.291 - 33.321 - 33.331	D2866		PTO			1667		420	10	36 x 45			
33.361			OE with Predamper			1667		420	10	36 x 45			
34...													
34.291 - 34.331	D2866		Double disc	-> 83		1668	7917	380	10	36 x 45	1669		
34.291 - 34.331	D2866		OE with Predamper	83 ->		1667		420	10	36 x 45			
34.291 - 34.331 - 34.361	D2866		PTO			1667		420	10	36 x 45			
34.361	D2866		OE with Predamper			1667		420	10	36 x 45			
35...													
35.332 - 35.372	D2866LF		PTO - OE with PD			1929		420	10	51 x 41			
35.362	D2866KF		PTO - OE with PD			1929		420	10	51 x 41			
36...													
36.291 - 36.331			OE with Predamper			1667		420	10	36 x 45			
36.361			OE with Predamper			1667		420	10	36 x 45			
38...													
38.262			OE with Predamper	85 ->		2789	7999	400	10	41 x 51			
38.462	D2840LF		PTO - OE with PD	85 ->		1929		420	10	51 x 41			
38.462	D2840LF			85 ->	Y918	8996	9216	7999	430	10	41 x 51		
40...													
40.242	D2865LF02		OE with Predamper	85 ->		2969	7999	400	10	36 x 45			
40.262 - 40.292			OE with Predamper	85 ->		2789	7999	400	10	41 x 51			
40.332	D2866LF			85 ->	Y918	8996	9216	7999	430	10	41 x 51		
40.362	D2866KF			85 ->	Y918	8996	9216	7999	430	10	41 x 51		
41...													
41.242	D2865LF02		OE with Predamper	85 ->		2789	7999	400	10	41 x 51			
41.242	D2865LF02		OE with Predamper	85 ->		2969	7999	400	10	36 x 45			
41.291			OE with Predamper			1667		420	10	36 x 45			
41.331 - 41.361			OE with Predamper			1667		420	10	36 x 45			
41.462 - 41.502	D2840		PTO - OE with PD	85 ->		1929		420	10	51 x 41			
47...													
47.292 - 47.332	D2866LF		PTO - OE with PD	89 ->		1929		420	10	51 x 41			
47.362	D2866KF		PTO - OE with PD	89 ->		1929		420	10	51 x 41			
48...													
48.291 - 48.331 - 48.361			OE with Predamper			1667		420	10	36 x 45			
48.372 - 48.402 - 48.422	D2866LF		PTO - OE with PD	89 ->		1929		420	10	51 x 41			
MAN													
BUS													
EL													
93 -> 01													
EL 202 - 222 - 262	D0826LUH03/22		OE with Predamper	93 -> 97		2969	7999	400	10	36 x 45			
EM													
87 ->													
EM 192 - 223	D0826LOH06/15			87 -> 97		9321		350	10	31 x 38			
G													
79 -> 88													
8.136 - 9.136 FOC	D0226			82 -> 88		6374	7938	280	28	27 x 29,4			
8.136 - 9.136 FOC	D0226			82 -> 88		6371	7938	310	28	27 x 29,4			
8.136 - 9.136 FOC	D0226			82 -> 88		1576		350	10	31 x 38			
G 90													
87 -> 95													
8.150 - 8.170 - 9.150 - 9.170 FOC	D0826F/GF			88 -> 93		6371	7938	310	28	27 x 29,4			
LION'S COACH													
95 ->													
FHR 352 - RH 353	D2866LOH26	GBox: ZF S8-180		95 ->	Y917	8996	9297	7999	430	10	41 x 51		
FRH 402 - RH 403	D2866LOH23	GBox: ZF S8-180		95 ->	Y918	8996	9216	7999	430	10	41 x 51		
RH 352 - RH 422	D2866LOH	GBox: ZF 8S-180		96 ->	Y918	8996	9216	7999	430	10	41 x 51		
RH 402	D2866LOH	GBox: ZF 8S-180		96 ->	Y918	8996	9216	7999	430	10	41 x 51		
RH 403	D2866LOH23	GBox: ZF 8S-180		98 ->	Y918	8996	9216	7999	430	10	41 x 51		
RH 463 - RHC 464	D2876LOH	GBox: ZF 8S-180		00 ->	Y918	8996	9216	7999	430	10	41 x 51		
RH 463 - RHC 464	D2876LOH3	GBox: ZF 8S-180		00 ->	Y918	8996	9216	7999	430	10	41 x 51		
RH 463 - RHC 464	D2876LOH3	GBox: AS-Tronic		00 ->			9216	7987	430	10	41 x 51		









		 				 E. SASSONE  	Ø	Z	Splines		
RH 463 - RHC 464	D2876LOH3	GBox: AS-Tronic		00 ->			9216	7988	430	10	41 x 51
RH 463 - RHC 464	D2876LOH3	GBox: AS-Tronic		00 ->			9297	7988	430	10	41 x 51
RHC 414	D2866LOH34	GBox: ZF 8S-180		02 ->	Y918	8996	9216	7999	430	10	41 x 51
RHC 414	D2866LOH34	GBox: AS-Tronic		02 ->			9216	7987	430	10	41 x 51
LION'S REGIO											
Lion's Regio L		GBox: AS-Tronic		03 ->			9216	7987	430	10	41 x 51
Lion's Regio - 13 M		GBox: AS-Tronic					9216	7987	430	10	41 x 51
LION'S STAR											
	91 ->										
FRH 322	D2865			-> 91			9222	7999	430	10	50 x 55
FRH 322				-> 91		8996	6295	7999	430	10	41 x 51
FRH 352 - RH 353	D2866LOH26	GBox: ZF 8S-180		95 ->	Y918	8996	9216	7999	430	10	41 x 51
FRH 352 - RH 353	D2866LOH26	GBox: ZF 6S-85		95 ->		8996	9269	7999	430	10	36 x 45
FRH 402	D2865LOH	GBox: ZF 8S-180		91 -> 92	Y918	8996	9216	7999	430	10	41 x 51
FRH 402 - RH 403	D2866LOH23	GBox: ZF 8S-180		95 ->	Y918	8996	9216	7999	430	10	41 x 51
FRH 422	D2865	GBox: ZF8S-180		93 -> 96		8996	6295	7999	430	10	41 x 51
FRH 422	D2865	GBox: ZF6S-85		93 -> 96			9222	7999	430	10	50 x 55
FRH 462	D2865LOH	GBox: ZF 8S-180		91 ->	Y918	8996	9216	7999	430	10	41 x 51
RH / RHS 414 RH / RHS 464	D2876LOH03	GBox: AS-Tronic		02 ->			9216	7987	430	10	41 x 51
RH / RHS 414 RH / RHS 464	D2876LOH03	GBox: AS-Tronic		02 ->			9216	7988	430	10	41 x 51
RH / RHS 414 RH / RHS 464	D2876LOH03	GBox: AS-Tronic		02 ->			9297	7988	430	10	41 x 51
RH / RHS 464	D2876LOH03	GBox: ZF 8S-180		00 ->		8996	6295	7995	430	10	41 x 51
N											
	02 ->										
N 4516	D2866LUH23	GBox: ZF 6S-85		02 ->		8996	9269	7999	430	10	36 x 45
N 4516	D2866LUH24	GBox: ZF S6-85		02 ->		8996	9269	7999	430	10	36 x 45
NL											
	88 ->										
NL 202 - 222 - 223	D0836LUH02	GBox: S 6-85		92 ->		8996	9269	7999	430	10	36 x 45
NL 202 - 262 - 263	D0836LUH02	GBox: S 6-85		91 ->		8996	9269	7999	430	10	36 x 45
NL 223 - 263 - 313	D2865LUH			96 ->		8996	9269	7999	430	10	36 x 45
NL 223 - 263 - 313	D2866LUH23	GBox: S 6-85		98 ->			9269	7999	430	10	36 x 45
NM											
	87 ->										
NM 152 - 182 - 192 - 223	D0826LOH01			90 ->			9321		350	10	31 x 38
NM 222 - 223	D0826LUH12	GBox: ZF S6-36/6S-890		96 ->			9321		350	10	31 x 38
NM 222 - 223	D0826LUH12	GBox: Eaton 4106	OE with Predamper	96 ->			1576		350	10	31 x 38
NÜ											
	96 ->										
NÜ 223	D0826LUH12		OE with predamper	96 ->			2969	7999	400	10	36 x 45
NÜ 263	D0826LUH13		OE with predamper	98 ->			2969	7999	400	10	36 x 45
NÜ 263	D2865LUH09		OE with predamper	96 -> 98			2969	7999	400	10	36 x 45
NÜ 263	D2866LUH22			98 ->		8996	9269	7999	430	10	36 x 45
NÜ 313	D2866LUH26			98 ->		8996	9269	7999	430	10	36 x 45
NÜ 313 15 M	D2866LUH26			98 ->		8996	9269	7999	430	10	36 x 45
NÜ 353 15 M	D2866LUH21			98 ->	Y917	8996	9297	7999	430	10	41 x 51
R											
	85 -> 93										
R 292 - FR 292 - FRH 292	D2866TUH/290			85 -> 93			9329	7917	420	10	36 x 45
R 292 - FR 292 - FRH 292	D2866TUH/290		OE with Predamper	85 -> 93			1931	7917	420	10	36 x 45
FRH 362	D2866KUH/360			85 -> 92			9329	7917	420	10	36 x 45
SG											
	72 ->										
SG 220	D2556		OE with Predamper				1667	7917	420	10	36 x 45
SL											
	72 -> 87										
SL 200	D2555		OE with Predamper				1606	7917	380	10	36 x 45
SL 200	D2556		OE with Predamper				1667	7917	420	10	36 x 45
SL II											
	72 -> 87										
SL 202	D2566UH		OE with Predamper	84 -> 94			1667	7917	420	10	36 x 45
SL 202	D2566UH		OE with Predamper	84 -> 94			1667	7917	420	10	36 x 45
SM											
	87 ->										
SM 152 - 182 - 192	D0826LOH01			87 -> 95			9321		350	10	31 x 38
SR											
	75 -> 94										












		 				  	E. SASSONE			Ø	Z	Spines	
SR 240	D2566MUH/240		OE with Predamper	75 -> 83			1667	7917	420	10	36 x 45		
SR 280 - 280 H	D2566MTUH			77 -> 86			9329	7996	420	10	36 x 45		
SR 280 - 280 H	D2566MTUH			77 -> 86			9329	7996	420	10	36 x 45		
SR 281 - 321 H	D2566MKUH/32		OE with Predamper	82 -> 86			1667	7917	420	10	36 x 45		
SR 292	D2866TUH			-> 90			1931	7917	420	10	36 x 45		
SR 292	D2866TUH		OE with Predamper	90 ->			1931	7917	420	10	36 x 45		
SR 332 H	D2866LUH			-> 90			1931	7917	420	10	36 x 45		
SR 332 H	D2866LUH		OE with Predamper	90 ->			1931	7917	420	10	36 x 45		
SR 361 - 362 H	D2866KUH			-> 90			1931	7917	420	10	36 x 45		
SR 361 - 362 H	D2866KUH		OE with Predamper	90 ->			1931	7917	420	10	36 x 45		
SÜ													
75 ->													
SÜ 18.223 - 18.253 - 18.263 - 18.313	D2866LUH26			99 ->	Y917	8996	9297	7999	430	10	41 x 51		
SÜ 18.223 - 18.253 - 18.263 - 18.313	D0826LOH		OE with predamper	99 ->			2969	7999	400	10	36 x 45		
SÜ 210							9294		420	10	36 x 45		
SÜ 224	D2555		OE with Predamper				1606	7917	380	10	36 x 45		
SÜ 224	D2556		OE with Predamper				1667	7917	420	10	36 x 45		
SÜ 230 - 240	D2556		OE with Predamper	72 ->			1667	7917	420	10	36 x 45		
SÜ 240	D2566		OE with Predamper	75 -> 86			1667	7917	420	10	36 x 45		
SÜ 240	D2566MUH		OE with Predamper	75 -> 86			1667	7917	420	10	36 x 45		
SÜ 240	D2866TOH/290			86 -> 89			9329	7917	420	10	36 x 45		
SÜ 240	D2566		OE with Predamper	82 -> 86			1667	7917	420	10	36 x 45		
SÜ 242	D2866UH/240		OE with Predamper	87 -> 93			1667	7917	420	10	36 x 45		
SÜ 242	D2866TUH			87 ->			1931	7917	420	10	36 x 45		
SÜ 272	D2865LUH02		OE with Predamper	93 -> 95			1667	7917	420	10	36 x 45		
SÜ 272	D2865LUH02	kW 191		93 -> 95		8996	9269	7999	430	10	36 x 45		
SÜ 280	D2566			82 -> 92			1931	7917	420	10	36 x 45		
SÜ 292 - 322	D2866TOH/310	GBox: ZF S6-90		92 -> 97				7917	420	10			
ÜL													
89 ->													
ÜL 242 - 272	D2865LUH			-> 91		8996	9269	7999	430	10	36 x 45		
ÜL 242	D2866UH		OE with Predamper	89 -> 93			1667	7917	420	10	36 x 45		
ÜL 242	D2866UH		OE with Predamper	89 -> 93			1667	7917	420	10	36 x 45		
ÜL 272	D2866LUH		OE with Predamper	93 ->			1667	7917	420	10	36 x 45		
ÜL 272	D2865LUH05			93 ->		8996	9269	7999	430	10	36 x 45		
ÜL 292	D2866TUH			89 -> 93			9329	7917	420	10	36 x 45		
ÜL 312 - 322	D2865LUH			92 -> 96			9329	7917	420	10	36 x 45		
ÜL 312 - 322	D2865LUH			92 -> 96		8996	9269	7999	430	10	36 x 45		
ÜL 313 - 353	D2866LUH			96 ->		8996	6295	7999	430	10	41 x 51		
ÜL 313 - 353	D2866LOH28	GBox: S 6-1600		96 ->	Y918	8996	9216	7999	430	10	41 x 51		
ÜL 313 - 353	D2866LUH24	GBox: S 6-1600		96 ->	Y917	8996	9297	7999	430	10	41 x 51		
ÜL 313 - 353	D2866LUH30	GBox: 8 S-180		96 ->	Y918	8996	9216	7999	430	10	41 x 51		
10 ...													
10.136 - 10.150 - 10.180 HOCL/HOCR							9321		350	10	31 x 38		
10.150	D0826OH		OE with Predamper				1576		350	10	31 x 38		
10.180	D0826TOH		OE with Predamper				1576		350	10	31 x 38		
10.180	D0826TOH			87 -> 92			1576		350	10	31 x 38		
10.190 - 10.220 - 10.230	D0826LOH								350				
11 ...													
11.150	D0826OH		OE with Predamper				1576		350	10	31 x 38		
11.150	D0826OH			93 ->			1576		350	10	31 x 38		
11.180	D0826TOH		OE with Predamper				1576		350	10	31 x 38		
11.180	D0826TOH			93 ->			1576		350	10	31 x 38		
11.190 - 11.192 - 11.230 HOCL/R	D0826LOHO			93 ->			1576		350	10	31 x 38		
11.192 HOCL - 11.192 HOCR							9321		350	10	31 x 38		
12 ...													
12.220 HOCL/R - SR	D0836LOH	GBox: ZF S6-36		02 ->			9321		350	10	31 x 38		
13 ...													











		 				 E. SASSONE  	Ø	Z	Spines		
13.210 - 13.230	D0826LUH		OE with Predamper	94 -> 01		1576		350	10	31 x 38	
13.210 - 13.230	D0826LUH		08.2001->	94 ->		9321		350	10	31 x 38	
13.220	D0826LOH		OE with Predamper	94 -> 01		1576		350	10	31 x 38	
13.220	D0826LOH		08.2001->	94 ->		9321		350	10	31 x 38	
13.220	D0826LOH15	GBox: ZF S6-36 - 6S-890		01 ->		9321		350	10	31 x 38	
14 ...											
14.280	D0836LOH	GBox: ZF S6-85		01 ->		8996	9269	7999	430	10	36 x 45
14.280	D0836LOH02	GBox: ZF S6-1600		01 ->	Y917	8996	9297	7999	430	10	41 x 51
16 ...											
16.240	D2866OH					9329	7917	420	10	36 x 45	
16.240 HOC	D2866OH	GBox: ZF S6-80	OE with Predamper	79 -> 96		1606	7917	380	10	36 x 45	
16.240 - 16.280 HOCL/R	D2866OH		OE with Predamper	79 -> 96		1606	7917	380	10	36 x 45	
16.240 HOCL/R	D2866OH			89 -> 95		9329	7917	420	10	36 x 45	
16.240 HOCL/R	D2866OH		OE with Predamper	89 ->		2969	7999	400	10	36 x 45	
16.280 HOC		GBox: ZF S6-80	OE with Predamper	79 -> 96		1606	7917	380	10	36 x 45	
16.280 HOC		GBox: ZF S6-90		79 -> 96		9329	7917	420	10	36 x 45	
16.290	D2866TOH					8996	9269	7999	430	10	36 x 45
16.290 HOC	D2866TOH			79 -> 96		9329	7917	420	10	36 x 45	
16.290 HOC	D2866TOH			79 -> 96		9329	7917	420	10	36 x 45	
16.290 HOCL/R	D2866TOH			79 -> 96		9329	7917	420	10	36 x 45	
16.290 HOCL/R	D2866TOH			79 -> 96		9329	7917	420	10	36 x 45	
16.290 HOCL/R	D2866TOH			89 -> 95		9329	7917	420	10	36 x 45	
16.290 HOCL/R	D2866TOH		07.1995->	89 ->	8996	9269	7999	430	10	36 x 45	
16.360 HOCL/R	D2866LXOH		OE with Predamper	79 -> 96		1667	7917	420	10	36 x 45	
16.360 HOCL/R	D2866LXOH	08.1990->	OE with Predamper	79 -> 96		1931	7917	420	10	36 x 45	
16.370	D2866LOH		OE with Predamper	89 ->		1931	7917	420	10	36 x 45	
16.372	D2866LOH	GBox: S6-150	OE with Predamper	79 -> 96		1931	7917	420	10	36 x 45	
18 ...											
18.220 - 18.230 - 18.250			OE with Predamper			2969	7999	400	10	36 x 45	
18.310	D2866LOH	GBox: ZF S6-1600		92 ->	Y917	8996	9297	7999	430	10	41 x 51
18.310		GBox: ZF S6-85		92 ->		8996	9269	7999	430	10	36 x 45
18.310	D2876LOH03	GBox: G0-210		92 ->	Y909	8996	9297	2 pcs.	430	10	41 x 51
18.310	D2866LOH	GBox: ZF S6-1600		95 ->	Y917	8996	9297	7999	430	10	41 x 51
18.310	D2866LOH	GBox: ZF S6-85		95 ->		8996	9269	7999	430	10	36 x 45
18.313	D2866LOH27	GBox: ZF S6-1600		95 ->	Y917	8996	9297	7999	430	10	41 x 51
18.350 - 18.370	D2866LOH	GBox: ZF S6-1600		92 ->	Y917	8996	9297	7999	430	10	41 x 51
18.350 - 18.370	D2876LOH03	GBox: G0-210		92 ->	Y909	8996	9297	2 pcs.	430	10	41 x 51
18.350	D2866LOH26	GBox: ZF 8S-180		95 ->	Y918	8996	9216	7999	430	10	41 x 51
18.350	D2866LOH26	GBox: ZF S6-1600		95 ->	Y917	8996	9297	7999	430	10	41 x 51
18.360	D2866LOH28/33	GBox: ZF S6-1600		02 ->	Y917	8996	9297	7999	430	10	41 x 51
18.370	D2866LOH	GBox: ZF S6-180		95 ->	Y918	8996	9216	7999	430	10	41 x 51
18.400	D2866LOH	GBox: ZF S6-1600		92 ->	Y917	8996	9297	7999	430	10	41 x 51
18.400	D2866LOH	GBox: ZF 8S-180		92 ->	Y918	8996	9216	7999	430	10	41 x 51
18.400	D2876LOH03	GBox: G0-210		92 ->	Y909	8996	9297	2 pcs.	430	10	41 x 51
18.400	D2866LOH23	GBox: 8S-180		95 ->	Y918	8996	9216	7999	430	10	41 x 51
18.410	D2866LOH34	GBox: ZF 8S-180		02 ->	Y918	8996	9216	7999	430	10	41 x 51
18.420	D2866LOH	GBox: ZF 8S-180		92 ->	Y918	8996	9216	7999	430	10	41 x 51
18.420	D2876LOH03	GBox: G0-210		92 ->	Y909	8996	9297	2 pcs.	430	10	41 x 51
18.420	D2866LOH20	GBox: ZF 8S-180		95 ->	Y918	8996	9216	7999	430	10	41 x 51
18.460	D2876LOH	GBox: ZF 8S-180		92 ->	Y918	8996	9216	7999	430	10	41 x 51
18.460	D2876LOH	GBox: G0-210		92 ->	Y909	8996	9297	2 pcs.	430	10	41 x 51
24 ...											
24.350	D2866LOH26	GBox: ZF 8S-180		97 ->	Y918	8996	9216	7999	430	10	41 x 51
24.400	D2866LOH23	GBox: ZF 8S-180		97 ->	Y918	8996	9216	7999	430	10	41 x 51
535											
535			OE with Predamper			1696	7917	350	10	36 x 45	












		 				 E. SASSONE  	Ø	Z	Splines		
535 HO				-> 72		1513	7944	350	10	32 x 40	
535 HO			OE with Predamper	72 ->		1966	7944	350	10	32 x 40	
630											
630						1574		350	10	32 x 40	
750											
750 HO		GBox: S5-35				1711		380	10	32 x 40	
750 HO						1549		420	10	36 x 45	
750 SL			OE with Predamper	72 ->		1677		420	10	36 x 45	
750 SL				-> 72				430	10		
890											
890 UG - UO								430	10		
MAZ											
MAZ											
4370	Deutz	GBox: ZF S5-42	OE with Predamper			8998	9274	7994	362	10	31 x 38
4370	Deutz	GBox: ZF S5-42	OE with Predamper			8998	9274	7998	362	10	31 x 38
4370	Minski	GBox: Smolensk	OE with Predamper			8998	9274	7997	362	10	31 x 38
4570	MMZ245.9	GBox: Smolensk				8998	9281	7993	362	10	36 x 45
5336	Deutz	GBox: ZF 9S - 75/109				8994	9247	7992	395	10	36 x 45
5337	Deutz	GBox: ZF 6S-850				8994	9247	7992	395	10	36 x 45
5516	Deutz 3FC	GBox: ZF 9S 109				8994	9247	7992	395	10	36 x 45
5516	Deutz 5C	GBox: ZF 16 S 221			Y918	8996	9216	7999	430	10	41 x 51
5551	Deutz 3EC	GBox: ZF 9S 109				8999	9269	7995	430	10	36 x 45
5551	Deutz 3FC	GBox: ZF 9S 109				8994	9247	7992	395	10	36 x 45
6303	Deutz	GBox: ZF 9S 109				8994	9247	7992	395	10	36 x 45
631733	Deutz	GBox: ZF 9S 109				8994	9247	7993	395	10	36 x 45
MAZ Baltija											
MAZ Baltija	Deutz	GBox: ZF 9S 109				8994	9247	7994	395	10	36 x 45
Truck											
631208 / 643008	YAMZ7511	GBox: Shaanxi 9JS 180 A			Y918	8996	9216	7999	430	10	41 x 51
544005 / 534005	YAMZ238DE	GBox: Shaanxi 9JS 150 F				8999	9216	7999	430	10	41 x 51
MAZ											
	BUS										
Bus											
103-070	DCOM906	GBox: ZF 6S-85				8996	9269	7995	430	10	36 x 45
103-070	Deutz	GBox: ZF 6S-85				8996	9269	7995	430	10	36 x 45
152-050	MAND2866LOH	GBox: ZF 6S-1600				8996	9269	7995	430	10	36 x 45
MERCEDES BENZ											
100 Kasten / Box (631)											
D (631.332. 631.342). 53 kW - 55 kW	OM616.963			88 ->		2896		228	23	23 x 26	
100 Pritsche / Flatbed (631)											
D (631.340). 53 kW - 55 kW	OM616.963			88 -> 92		2896		228	23	23 x 26	
SPRINTER											
214	M111.979			95 -> 06		2897		240	26	26,5 x 29	
210 D - 212 D	OM602LA			95 -> 00				250	26		
210 D - 212 D	OM602LA			95 -> 00		6124		250	26	26 x 29	
SPRINTER											
214	M111.979			95 -> 06		2897		240	26	26,5 x 29	
208 D. 58 kW	OM601.943			95 -> 00		6043		228	26	26,5 x 28,9	
210 D - 212 D	OM602LA			95 -> 00				250	26		
210 D - 212 D	OM602LA			95 -> 00		6124		250	26	26 x 29	
SPRINTER											
314 - 314 4x4	M111.979			95 -> 06		2897		240	26	26,5 x 29	
310 D 2.9 - 312 D 2.9	OM602LA			95 -> 00				250	26		
310 D 2.9 - 312 D 2.9	OM602LA			95 -> 00		6124		250	26	26 x 29	
SPRINTER											
314 - 314 4x4	M111.979			95 -> 06		2897		240	26	26,5 x 29	












									Ø	Z	Spines	
E. SASSONE												
310 D 2.9 - 312 D 2.9	OM602LA			95 -> 00					250	26		
310 D 2.9 - 312 D 2.9	OM602LA			95 -> 00			6124		250	26	26 x 29	
SPRINTER												
414 - 414 4x4	M111.979			96 -> 06			2897		240	26	26,5 x 29	
410 D - 410 D 4x4 - 412 D 85 kW - 412 D 4x4 85 kW	OM602LA			96 -> 06					250	26		
410 D - 410 D 4x4 - 412 D 85 kW - 412 D 4x4 85 kW	OM602LA			96 -> 06			6124		250	26	26 x 29	
412 D. 90 kW - 412 D 4x4. 90 kW	OM602LA			96 -> 06					250	26		
412 D. 90 kW - 412 D 4x4. 90 kW	OM602LA			96 -> 06			6124		250	26	26 x 29	
SPRINTER												
414 - 414 4x4	M111.979			96 -> 06			2897		240	26	26,5 x 29	
414 - 414 4x4	M111.979	Without D-M flywheel	for: SA 504096/03	96 -> 06					250	26		
408 D	OM601.943		for: SA 504097/03	96 -> 06					250	26		
410 D - 410 D 4x4 - 412 D 85 kW - 412 D 4x4 85 kW	OM602LA			96 -> 06					250	26		
410 D - 410 D 4x4 - 412 D 85 kW - 412 D 4x4 85 kW	OM602LA			96 -> 06			6124		250	26	26 x 29	
412 D. 90 kW - 412 D 4x4. 90 kW	OM602LA			96 -> 06					250	26		
412 D. 90 kW - 412 D 4x4. 90 kW	OM602LA			96 -> 06			6124		250	26	26 x 29	
T2/L Kipper / Dumptruck												
LK 408 G - LK 409	M115. 121	Chass. -> 145736	with M-type clutch	68 -> 83			2014		228	10	29 x 29	
LK 408 G - LK 409	M115. 121	Chass. -> 184086		68 -> 83			2014		228	10	23 x 27	
LK 408 G - LK 409	M115. 121	Chass. 184087->		68 -> 83			2014		228	10	23 x 27	
LKO 508 DG	OM314	Mot. 678175->		72 -> 88			2247	7922	250	10	26 x 32	
L 608 D	OM314.961	Mot. 410748->		84 -> 88			2247	7922	250	10	26 x 32	
LK 911 - LS 911	OM352.911			72 -> 83			2248	7927	280	10	28 x 35	
LK 911 - LS 911	OM352.911			72 -> 83			2250	7927	295	10	28 x 35	
T2/L Kasten / Box												
L 408 G - L 409 - L 410	M115. 121	Chass. -> 145736	with M-type clutch	68 -> 88			2014		228	10	23 x 27	
L 408 G - L 409 - L 410	M115. 121	Chass. -> 184086		68 -> 88			2014		228	10	23 x 27	
L 408 G - L 409 - L 410	M115. 121	Chass. 184087->		68 -> 88			2014		228	10	23 x 27	
L 405 D	OM636	Chass. -> 082858		72 -> 80			2888		200	10	23 x 29	
L 405 D	OM636	Chass. 082859->	with M-type clutch	72 -> 80					228			
L 406 DG - L 407 D	OM615	Chass. -> 145736 LHD	with M-type clutch	68 -> 88					228			
L 406 DG - L 407 D	OM615	Chass. -> 148036 RHD	with M-type clutch	68 -> 88					228			
L 406 DG - L 407 D	OM615	Chass. 145737-182065 LHD		68 -> 88			2014		228	10	23 x 27	
L 406 DG - L 407 D	OM615	Chass. 148037-182065 RHD		68 -> 88			2014		228	10	23 x 27	
L 406 DG - L 407 D	OM615	Chass. 182066 - 556499		68 -> 88			2014		228	10	23 x 27	
L 406 DG - L 407 D	OM615	Chass. 556500->		68 -> 88					228	10		
L 408 DG - L 508 DG	OM314	Mot. 678175->		70 -> 88			2247	7922	250	10	26 x 32	
L 608 D	OM314.948	Mot. 410748->		70 -> 88			2247	7922	250	10	26 x 32	
L 613 D	OM353.963	Chass. -> 346882	OE with Predamper	77 -> 88			2248	7922	280	10	28 x 35	
L 613 D	OM353.963	Chass. 346883->		77 -> 88			2248	7922	280	10	28 x 35	
T2/L Pritsche / Flatbed												
L 408 G - L 409 - L 410	M115. 121	Chass. -> 145736	with M-type clutch	72 -> 88			2014		228	10	23 x 27	
L 408 G - L 409 - L 410	M115. 121	Chass. -> 184086		72 -> 88			2014		228	10	23 x 27	
L 408 G - L 409 - L 410	M115. 121	Chass. 184087->		72 -> 88			2014		228	10	23 x 27	
L 405 D	OM636	Chass. -> 082858		72 -> 80			2888		200	10	23 x 29	
L 405 D	OM636	Chass. 082859->	with M-type clutch	72 -> 80					228			
L 406 DG - L 407 D	OM615	Chass. -> 145736 LHD	with M-type clutch	68 -> 88					228			
L 406 DG - L 407 D	OM615	Chass. -> 148036 RHD	with M-type clutch	68 -> 88					228			
L 406 DG - L 407 D	OM615	Chass. 145737-182065 LHD		68 -> 88			2014		228	10	23 x 27	
L 406 DG - L 407 D	OM615	Chass. 148037-182065 RHD		68 -> 88			2014		228	10	23 x 27	
L 406 DG - L 407 D	OM615	Chass. 182066 - 556499		68 -> 88			2014		228	10	23 x 27	
L 406 DG - L 407 D	OM615	Chass. 556500->		68 -> 88					228	10		
L 408 DG - L 508 DG	OM314	Mot. 678175->		70 -> 88			2247	7922	250	10	26 x 32	
L 608 D	OM314.948	Mot. 410748->		70 -> 88			2247	7922	250	10	26 x 32	
L 613 D	OM353.963	Chass. -> 346882	OE with Predamper	77 -> 88			2248	7922	280	10	28 x 35	
L 613 D	OM353.963	Chass. 346883->		77 -> 88			2248	7922	280	10	28 x 35	











										Ø	Z	Splines	
E. SASSONE													
L 911	OM352.989	Chass. -> 012769		72 -> 83			2248	7927	280	10	28 x 35		
T2/L Sattelschlepper													
L 911	OM352.911			72 -> 83			2248	7927	280	10	28 x 35		
L 911	OM352.911			72 -> 83			2250	7927	295	10	28 x 35		
T2/L Kommunalfahrzeug													
LF 408 G - LF 409 G	M115. 121	Chass. -> 145736	with M-type clutch	72 -> 82			2014		228	10	23 x 27		
LF 408 G - LF 409 G	M115. 121	Chass. -> 184086		72 -> 82			2014		228	10	23 x 27		
LF 408 G - LF 409 G	M115. 121	Chass. 184087->		72 -> 82			2014		228	10	23 x 27		
LKO 508 DG	OM314	Chass. -> 145736 LHD		72 -> 77			2247	7927	250	10	26 x 32		
LKO 508 DG	OM314	Chass. -> 148036 RHD		72 -> 77			2247	7927	250	10	26 x 32		
LKO 508 DG	OM314	Chass. -> 145736 LHD		72 -> 77			2247	7926	250	10	26 x 32		
LKO 508 DG	OM314	Chass. -> 148036 RHD		72 -> 77			2247	7926	250	10	26 x 32		
T2/LN1 Kasten / Box													
510 70 kW - 77kW	OM102			86 -> 94					228				
507 D	OM616			86 -> 89					228				
507 D	OM616	Chass. 962133->		86 -> 89			2838		228	10	23 x 29		
508 D	OM601	Chass. 962133->		89 -> 94			2838		228	10	23 x 29		
609 D	OM364			86 -> 94			2248	7919	280	10	28 x 35		
609 D	OM364		for: SA33611-01	86 -> 94			2248	7919	280	10	28 x 35		
609 D	OM354.902		for: SA33611-01	86 -> 94			2248	7919	280	10	28 x 35		
709 D - 809 D	OM364			86 -> 94			2248	7919	280	10	28 x 35		
709 D - 809 D	OM364		for: SA33611-01	86 -> 94			2248	7919	280	10	28 x 35		
711 D - 714 D - 811 D	OM364A			86 -> 94			0381	7919	310	10	28 x 35		
814 D - 814 DA 4x4	OM364LA		OE with Predamper	87 -> 94			6071	7919	310	10	28 x 35		
T2/LN1 Kipper / Dumptruck													
507 DK	OM616			86 -> 89					228				
507 DK	OM616	Chass. 962133->		86 -> 89			2838		228	10	23 x 29		
508 D	OM601	Chass. 962133->		89 -> 94			2838		228	10	23 x 29		
609 DK	OM364			86 -> 94			2248	7919	280	10	28 x 35		
609 DK	OM364		for: SA33611-01	86 -> 94			2248	7919	280	10	28 x 35		
709 DK - 809 DK	OM364			86 -> 94			2248	7919	280	10	28 x 35		
709 DK - 809 DK	OM364		for: SA33611-01	86 -> 94			2248	7919	280	10	28 x 35		
811 DK	OM364A			86 -> 94			0381	7919	310	10	28 x 35		
T2/LN1 Pritsche / Flatbed													
510 70 kW - 77kW	OM102			86 -> 94					228				
507 D	OM616			86 -> 89					228				
507 D	OM616	Chass. 962133->		86 -> 89			2838		228	10	23 x 29		
609 D	OM364			86 -> 94			2248	7919	280	10	28 x 35		
609 D	OM364		for: SA33611-01	86 -> 94			2248	7919	280	10	28 x 35		
609 D	OM354.902		for: SA33611-01	94			2248	7919	280	10	28 x 35		
709 D - 809 D	OM364			86 -> 94			2248	7919	280	10	28 x 35		
709 D - 809 D	OM364		for: SA33611-01	86 -> 94			2248	7919	280	10	28 x 35		
711 D - 714 D - 811 D - 811 DA 4x4	OM364A			86 -> 94			0381	7919	310	10	28 x 35		
811 D 77 kW	OM364A			86 -> 94			0381	7919	310	10	28 x 35		
T2/LN1 Triebkopf													
809 DT 63 kW 66 kW	OM364			86 -> 94			2248	7919	280	10	28 x 35		
MB / MBO													
MB 500	M384.906						2248		280	10	28 x 35		
MB 700 - MBO 700 - MBO 800	M384.907						0381		310	10	28 x 35		
MB 800 T	M384.900						9275		310	10	28 x 35		
MB 800 T/35	M380.940	Chass. KAL 34/98->					9275		310	10	28 x 35		
MB 800 / 32/38/38ATL - MBO 800 /38	M384.907						9275		310	10	28 x 35		
VITO Kasten / Box (638)													
113 2.0	M111.948			97 -> 03			6043		228	26	26,5 x 28,9		
114 2.3	M111.978			97 -> 03			6362		240	26	26 x 29		
108 D 2.3	OM601.942			97 -> 03			2652		228	26	26 x 29		












		 				  	E. SASSONE			Ø	Z	Spines	
110 D 2.3	OM601.970			97 -> 03			6362		240	26	26 x 29		
ANTOS													
ANTOS 1852 - 4163 min: 2600NM	OM473		Euro 6	13 ->			9239		400	18	45 x 50	6130	
AROCS													
AROCS 1852 - 4163 min: 2600NM	OM473		Euro 6	13 ->			9239		400	18	45 x 50	6130	
ACTROS 1824 - 1861													
ACTROS 1852 - 4163 min: 2600NM	OM473		Euro 6	13 ->			9239		400	18	45 x 50	6130	
1831 AK	OM501LA		+ Double disc	97 -> 02	Y901		9218		430	18	45 x 50		
1831 AK	OM501LA		+ Double disc	97 -> 02	Y900	8990	9239		400	18	45 x 50	6130	
1831 AK	OM501LA		PTO	97 -> 02			9218		430	18	45 x 50		
1831 AK	OM501LA		+ Double disc	97 -> 02	Y900	8990	9239		400	18	45 x 50	6130	
1831 AK	OM541.941		+ Double disc	97 -> 02	Y901		9218		430	18	45 x 50		
1831 AK	OM502LA		for: SA504682-04	97 -> 02			9240		430	18	45 x 50		
1831 K	OM541.920		+ Double disc	97 -> 02	Y901		9218		430	18	45 x 50		
1831 K	OM541.920		+ Double disc	97 -> 02	Y900	8990	9239		400	18	45 x 50	6130	
1831 /L/S/LS - 1835 /L/S/LS	OM501LA			96 -> 02			9218		430	18	45 x 50		
1831 /L/S/LS - 1835 /L/S/LS	OM501LA		+ Double disc	96 -> 02	Y900	8990	9239		400	18	45 x 50	6130	
1831 /L/S/LS - 1835 /L/S/LS	OM501LA		PTO	96 -> 02			9218		430	18	45 x 50		
1831 /L/S/LS - 1835 /L/S/LS	OM501LA	for: SA504682/15	+ Double disc	97 -> 02	Y901		9218		430	18	45 x 50		
1831 /L/S/LS - 1835 /L/S/LS	OM502LA	for: SA504682-04		96 -> 02			9240		430	18	45 x 50		
1832 - 1836 - 1841 - 1844 - 1846 - 1848 - /L/LL	OM501LA		+ Double disc	03 ->	Y901		9218		430	18	45 x 50		
1832 - 1836 - 1841 - 1844 - 1846 - 1848 - /L/LL	OM502LA			03 ->			9240		430	18	45 x 50		
1832 - 1836 - 1841 - 1844 - 1846 - 1848 - /L/LL	OM541.948	for: SA 591014-09	+ Double disc	03 ->	Y901		9218		430	18	45 x 50		
1832 - 1836 - 1841 - 1844 - 1846 - 1848 - /L/LL	OM541.948	for: SA 504682-22/24		03 ->			9218		430	18	45 x 50		
1832 - 1836 - 1841 - 1844 - 1846 - 1848 - /L/LL	OM541.948	for: SA 504682-28		03 ->			9240		430	18	45 x 50		
1832 - 1836 - 1841 - 1844 - 1846 - 1848 - /L/LL	OM541.948		PTO	03 ->			9218		430	18	45 x 50		
1832 - 1836 - 1841 - 1844 - 1846 - 1848 - /L/LL	OM541.948		+ Double disc	03 ->	Y900	8990	9239		400	18	45 x 50	6130	
1832 - 1836 - 1841 - 1844 - 1846 - 1848 - /L/LL	OM541.948	for : SA504682-25	+ Double disc	03 ->	Y902	Only available as kit			400	18	45 x 50		
1832 - 1836 - 1841 - 1844 - 1846 - 1848 - /L/LL	OM541.948		PTO	03 ->			9239		400	18	45 x 50	6130	
1832 - 1836 - 1841 - 1844 - 1846 - 1848 - /AK/K/LS/LLS			+ Double disc	03 ->	Y901		9218		430	18	45 x 50		
1832 - 1836 - 1841 - 1844 - 1846 - 1848 - /AK/K/LS/LLS			PTO	03 ->			9218		430	18	45 x 50		
1832 - 1836 - 1841 - 1844 - 1846 - 1848 - /AK/K/LS/LLS		for: SA 504682 24		03 ->			9218		430	18	45 x 50		
1832 - 1836 - 1841 - 1844 - 1846 - 1848 - /AK/K/LS/LLS			+ Double disc	03 ->	Y900	8990	9239		400	18	45 x 50	6130	
1832 - 1836 - 1841 - 1844 - 1846 - 1848 - /AK/K/LS/LLS		for : SA504682-25	+ Double disc	03 ->	Y902	Only available as kit			400	18	45 x 50		
1835 - 1840 - 1843 - /AK/K	OM541.923		+ Double disc	97 -> 02	Y901		9218		430	18	45 x 50		
1840 - 1840 L	OM541.923		+ Double disc	96 -> 02	Y901		9218		430	18	45 x 50		
1840 - 1840 L	OM541.923		PTO	96 -> 02			9218		430	18	45 x 50		
1840 - /S/LS - 1843 - /L/S/LS	OM541.923		+ Double disc	96 -> 02	Y901		9218		430	18	45 x 50		
1840 - /S/LS - 1843 - /L/S/LS	OM541.923		+ Double disc	96 -> 02	Y900	8990	9239		400	18	45 x 50	6130	
1840 - /S/LS - 1843 - /L/S/LS	OM541.923		PTO	96 -> 02			9218		430	18	45 x 50		
1848 - 1853 - /L	OM501LA	for: SA504682/15	+ Double disc	96 -> 02	Y901		9218		430	18	45 x 50		
1848 - 1853 - /L	OM502LA		+ Double disc	96 -> 02	Y900	8990	9239		400	18	45 x 50	6130	
1848 - 1853 - /L	OM502LA	for: SA504682-04		96 -> 02			9240		430	18	45 x 50		
1848 - 1853 - /L	OM502LA			96 -> 02			9218		430	18	45 x 50		
1848 - 1853 - /L	OM502LA		PTO	96 -> 02			9239		400	18	45 x 50	6130	
1848 - 1850 - 1851- 1854- /L/LL	OM501LA		+ Double disc	03 ->	Y901		9218		430	18	45 x 50		
1848 - 1850 - 1851- 1854- /L/LL	OM502LA			03 ->			9240		430	18	45 x 50		
1848 - 1850 - 1851- 1854- /L/LL	OM542.940	for: SA 591014-09	+ Double disc	03 ->	Y901		9218		430	18	45 x 50		
1848 - 1850 - 1851- 1854- /L/LL	OM542.940	for: SA 504682-22/24		03 ->			9218		430	18	45 x 50		
1848 - 1850 - 1851- 1854- /L/LL	OM542.940	for: SA 504682-28		03 ->			9240		430	18	45 x 50		
1848 - 1850 - 1851- 1854- /L/LL	OM542.940		PTO	03 ->			9218		430	18	45 x 50		
1848 - 1850 - 1851- 1854- /L/LL	OM542.940		+ Double disc	03 ->	Y900	8990	9239		400	18	45 x 50	6130	
1848 - 1850 - 1851- 1854- /L/LL	OM542.940	for : SA504682-25	+ Double disc	03 ->	Y902	Only available as kit			400	18	45 x 50		
1848 - 1850 - 1851- 1854- /L/LL	OM542.940		PTO	03 ->			9239		400	18	45 x 50	6130	
1848 AK - 1848 K	OM501LA	for: SA504682/15	+ Double disc	97 -> 02	Y901		9218		430	18	45 x 50		
1848 AK - 1848 K	OM502LA	for: SA504682-04		97 -> 02			9240		430	18	45 x 50		












									Ø	Z	Spines	
						E. SASSONE						
1848 AK - 1848 K	OM502LA	for: SA504682-08	PTO	97 -> 02			9239		400	18	45 x 50	6130
1848 - 1853 - /S/LS	OM501LA	for: SA504682/15	+ Double disc	96 -> 02	Y901		9218		430	18	45 x 50	
1848 - 1853 - /S/LS	OM502LA		+ Double disc	96 -> 02	Y900	8990	9239		400	18	45 x 50	6130
1848 - 1853 - /S/LS	OM502LA			96 -> 02			9218		430	18	45 x 50	
1848 - 1853 - /S/LS	OM502LA	for: SA504682-04		96 -> 02			9240		430	18	45 x 50	
1848 - 1853 - /S/LS	OM502LA	for: SA504682-08	PTO	96 -> 02			9239		400	18	45 x 50	6130
1848 - 1860 - /S/LS/L/LL	OM542.921	Engine Model: V8	Euro 4 (D4)	03 ->			9240		430	18	45 x 50	
1850 - 1851 - 1854 - /AK/K/LS	OM542.940			03 ->			9240		430	18	45 x 50	
1850 - 1851 - 1854 - /AK/K/LS	OM542.940		PTO	03 ->			9239		400	18	45 x 50	6130
1850 - 1851 - 1854 - /AK/K/LS	OM542.940		+ Double disc	03 ->	Y900	8990	9239		400	18	45 x 50	6130
1850 - 1851 - 1854 - /AK/K/LS	OM542.940	for : SA504682-25	+ Double disc	03 ->	Y902	Only available as kit			400	18	45 x 50	
1850 - 1851 - 1858 - /LS/LLS	OM542.940			02 ->			9240		430	18	45 x 50	
1850 - 1851 - 1858 - /LS/LLS	OM542.940		PTO	02 ->			9239		400	18	45 x 50	6130
1850 - 1851 - 1858 - /LS/LLS	OM542.940		+ Double disc	02 ->	Y900	8990	9239		400	18	45 x 50	6130
1850 - 1851 - 1858 - /LS/LLS	OM542.940		Double disc	02 ->					400	18		
1850 - 1851 - 1858 - /LS/LLS	OM542.940	Engine Model: V8	Euro 4 (D4)	02 ->			9240		430	18	45 x 50	
1857 L - 1857 LS	OM502LA		+ Double disc	97 -> 02	Y900	8990	9239		400	18	45 x 50	6130
1857 L - 1857 LS	OM502LA		PTO	97 -> 02			9218		430	18	45 x 50	
1857 L - 1857 LS	OM502LA	for: SA504682-08	PTO	97 -> 02			9239		400	18	45 x 50	6130
ACTROS 2024 - 2055												
2031	OM502LA	for: SA504682-04		97 -> 02			9240		430	18	45 x 50	
2031 A/AK/AS/K/S	OM501LA			96 -> 02			9218		430	18	45 x 50	
2031 A/AK/AS/K/S	OM501LA		+ Double disc	96 -> 02	Y900	8990	9239		400	18	45 x 50	6130
2031 A/AK/AS/K/S	OM501LA		PTO	96 -> 02			9218		430	18	45 x 50	
2031 A/AK/AS/K/S	OM501LA	for: SA504682/15	+ Double disc	96 -> 02	Y901		9218		430	18	45 x 50	
2031 A/AK/AS/K/S	OM502LA	for: SA504682-04		96 -> 02			9240		430	18	45 x 50	
2032 - 2036 - /A/AE - 2041 - 2044 - 2046	OM501LA		+ Double disc	03 ->	Y901		9218		430	18	45 x 50	
2032 - 2036 - /A/AE - 2041 - 2044 - 2046	OM502LA			03 ->			9240		430	18	45 x 50	
2032 - 2036 - /A/AE - 2041 - 2044 - 2046	OM541.920	for: SA 591014-09	+ Double disc	03 ->	Y901		9218		430	18	45 x 50	
2032 - 2036 - /A/AE - 2041 - 2044 - 2046	OM541.920	for: SA 504682-27		03 ->			9218		430	18	45 x 50	
2032 - 2036 - /A/AE - 2041 - 2044 - 2046	OM541.920	for: SA 504682-28		03 ->			9240		430	18	45 x 50	
2032 - 2036 - /A/AE - 2041 - 2044 - 2046	OM541.920		PTO	03 ->			9218		430	18	45 x 50	
2032 - 2036 - /A/AE - 2041 - 2044 - 2046	OM541.920		+ Double disc	03 ->	Y900	8990	9239		400	18	45 x 50	6130
2032 - 2036 - /A/AE - 2041 - 2044 - 2046	OM541.920	for : SA504682-25	+ Double disc	03 ->	Y902	Only available as kit			400	18	45 x 50	
2032 - 2036 - /A/AE - 2041 - 2044 - 2046	OM541.920		Double disc - PTO	03 ->			9239		400	18	45 x 50	6130
2032 - 2036 - 2041 - 2044 - 2046- 2048 - /AK/AS/K/S			+ Double disc	03 ->	Y901		9218		430	18	45 x 50	
2032 - 2036 - 2041 - 2044 - 2046- 2048 - /AK/AS/K/S			PTO	03 ->			9218		430	18	45 x 50	
2032 - 2036 - 2041 - 2044 - 2046- 2048 - /AK/AS/K/S		for: SA 504682 24		03 ->			9218		430	18	45 x 50	
2032 - 2036 - 2041 - 2044 - 2046- 2048 - /AK/AS/K/S			+ Double disc	03 ->	Y900	8990	9239		400	18	45 x 50	6130
2032 - 2036 - 2041 - 2044 - 2046- 2048 - /AK/AS/K/S		for : SA504682-25	+ Double disc	03 ->	Y902	Only available as kit			400	18	45 x 50	
2035 A - 2040 - /AK/AS/S	OM501LA		+ Double disc	97 -> 02	Y901		9218		430	18	45 x 50	
2035 A - 2040 - /AK/AS/S	OM501LA		+ Double disc	97 -> 02	Y900	8990	9239		400	18	45 x 50	6130
2035 A - 2040 - /AK/AS/S	OM501LA		PTO	97 -> 02			9218		430	18	45 x 50	
2035 A - 2040 - /AK/AS/S	OM501LA	for: SA504682/15	+ Double disc	97 -> 02	Y901		9218		430	18	45 x 50	
2035 A - 2040 - /AK/AS/S	OM502LA	for: SA504682-04		97 -> 02			9240		430	18	45 x 50	
2050 S - 2051 AS	OM542.940			03 ->			9240		430	18	45 x 50	
2050 S - 2051 AS	OM542.940		Double disc - PTO	03 ->			9239		400	18	45 x 50	6130
2050 S - 2051 AS	OM542.940		+ Double disc	03 ->	Y900	8990	9239		400	18	45 x 50	6130
2050 S - 2051 AS	OM542.940	for : SA504682-25	+ Double disc	03 ->	Y902	Only available as kit			400	18	45 x 50	
2053 S	OM502LA		+ Double disc	96 -> 02	Y900	8990	9239		400	18	45 x 50	6130
2053 S	OM502LA	for: SA504682-04		96 -> 02			9240		430	18	45 x 50	
2053 S	OM502LA			96 -> 02			9218		430	18	45 x 50	
2053 S	OM502LA		Double disc - PTO	96 -> 02			9239		400	18	45 x 50	6130
ACTROS 2427 - 2455												
2460 LS	OM542.964	Engine Model: V8	Euro 4 (D4)	08 ->			9240		430	18	45 x 50	
2531 - 2531 L	OM501LA			96 -> 02			9218		430	18	45 x 50	












		 				  			Ø	Z	Spines	
E. SASSONE												
2531 - 2531 L	OM501LA	for: SA504682/15	+ Double disc	96 -> 02	Y901		9218		430	18	45 x 50	
2531 - 2531 L	OM502LA	for: SA504682-04		96 -> 02			9240		430	18	45 x 50	
2531 LS - 2543 LS	OM501LA	for: SA504682/15	+ Double disc	96 -> 02	Y901		9218		430	18	45 x 50	
2531 LS - 2543 LS	OM502LA	for: SA504682-04		96 -> 02			9240		430	18	45 x 50	
ACTROS 2527 - 2560												
2532 - 2536 - 2541 - 2544 - 2546 - 2548 - 2551 - 2555 /L/LL		for: SA 591014-09	+ Double disc	03 ->	Y901		9218		430	18	45 x 50	
2532 - 2536 - 2541 - 2544 - 2546 - 2548 - 2551 - 2555 /L/LL		for: SA 504682-22/24		03 ->			9218		430	18	45 x 50	
2532 - 2536 - 2541 - 2544 - 2546 - 2548 - 2551 - 2555 /L/LL		for: SA 504682-28		03 ->			9240		430	18	45 x 50	
2532 - 2536 - 2541 - 2544 - 2546 - 2548 - 2551 - 2555 /L/LL			PTO	03 ->			9218		430	18	45 x 50	
2532 - 2536 - 2541 - 2544 - 2546 - 2548 - 2551 - 2555 /L/LL			+ Double disc	03 ->	Y900	8990	9239		400	18	45 x 50	6130
2532 - 2536 - 2541 - 2544 - 2546 - 2548 - 2551 - 2555 /L/LL		for : SA504682-25	+ Double disc	03 ->	Y902	Only available as kit			400	18	45 x 50	
2532 - 2536 - 2541 - 2544 - 2546 - 2548 - 2551 - 2555 /L/LL			Double disc - PTO	03 ->			9239		400	18	45 x 50	6130
2532 - 2536 - 2541 - 2544 - 2546 - 2548 - 2551 - 2555 /L/LL	OM501LA		+ Double disc	03 ->	Y901		9218		430	18	45 x 50	
2532 - 2536 - 2541 - 2544 - 2546 - 2548 - 2551 - 2555 /L/LL	OM502LA			03 ->			9240		430	18	45 x 50	
2532 -2536 - 2541 - 2544 - 2546 - 2548 - /LS	OM541.948		+ Double disc	03 ->	Y901		9218		430	18	45 x 50	
2532 -2536 - 2541 - 2544 - 2546 - 2548 - /LS	OM541.948		PTO	03 ->			9218		430	18	45 x 50	
2532 -2536 - 2541 - 2544 - 2546 - 2548 - /LS	OM541.948	for: SA 504682 24		03 ->			9218		430	18	45 x 50	
2532 -2536 - 2541 - 2544 - 2546 - 2548 - /LS	OM541.948		+ Double disc	03 ->	Y900	8990	9239		400	18	45 x 50	6130
2532 -2536 - 2541 - 2544 - 2546 - 2548 - /LS	OM541.948	for : SA504682-25	+ Double disc	03 ->	Y902	Only available as kit			400	18	45 x 50	
2535 L - 2535 LS - 2540 LS	OM501LA			96 -> 02			9218		430	18	45 x 50	
2535 L - 2535 LS - 2540 LS	OM501LA	for: SA504682/15	+ Double disc	96 -> 02	Y901		9218		430	18	45 x 50	
2535 L - 2535 LS - 2540 LS	OM502LA	for: SA504682-04		96 -> 02			9240		430	18	45 x 50	
2540 - 2540 L	OM541.923		+ Double disc	96 -> 02	Y901		9218		430	18	45 x 50	
2543 -2543 L	OM501LA		+ Double disc	96 -> 02	Y901		9218		430	18	45 x 50	
2543 -2543 L	OM501LA		+ Double disc	96 -> 02	Y900	8990	9239		400	18	45 x 50	6130
2543 -2543 L	OM501LA	for: SA504682/15	+ Double disc	96 -> 02	Y901		9218		430	18	45 x 50	
2548 - 2553 - /L - 2548 - 2553 /LS	OM501LA	for: SA504682/15	+ Double disc	96 -> 02	Y901		9218		430	18	45 x 50	
2548 - 2553 - /L - 2548 - 2553 /LS	OM502LA		+ Double disc	96 -> 02	Y900	8990	9239		400	18	45 x 50	6130
2548 - 2553 - /L - 2548 - 2553 /LS	OM502LA	for: SA504682-04		96 -> 02			9240		430	18	45 x 50	
2548 - 2553 - /L - 2548 - 2553 /LS	OM502LA		Double disc - PTO	96 -> 02			9239		400	18	45 x 50	6130
2557 L	OM501LA	for: SA504682/15	+ Double disc	96 -> 02	Y901		9218		430	18	45 x 50	
2557 L	OM502LA		+ Double disc	96 -> 02	Y900	8990	9239		400	18	45 x 50	6130
2558 L	OM542.944	Engine Model: V8	Euro 4 (D4)	03 ->			9240		430	18	45 x 50	
2560 -/L/LL	OM501LA		+ Double disc	03 ->	Y901		9218		430	18	45 x 50	
2560 -/L/LL	OM502LA			03 ->			9240		430	18	45 x 50	
2560 -/L/LL	OM542.964	for: SA 591014-09	+ Double disc	03 ->	Y901		9218		430	18	45 x 50	
2560 -/L/LL	OM542.964	for: SA 504682-22/24		03 ->			9218		430	18	45 x 50	
2560 -/L/LL	OM542.964	for: SA 504682-28		03 ->			9240		430	18	45 x 50	
2560 -/L/LL	OM542.964		PTO	03 ->			9218		430	18	45 x 50	
2560 -/L/LL	OM542.964		+ Double disc	03 ->	Y900	8990	9239		400	18	45 x 50	6130
2560 -/L/LL	OM542.964	for : SA504682-25	+ Double disc	03 ->	Y902	Only available as kit			400	18	45 x 50	
2560 -/L/LL	OM542.964		Double disc - PTO	03 ->			9239		400	18	45 x 50	6130
2560 -/L/LL	OM542.964	Engine Model: V8	Euro 4 (D4)	03 ->			9240		430	18	45 x 50	
ACTROS 2627 - 2665												
2631 - 2631 B - 2631 L	OM501LA			97 -> 02			9218		430	18	45 x 50	
2631 - 2631 B - 2631 L	OM501LA		+ Double disc	97 -> 02	Y900	8990	9239		400	18	45 x 50	6130
2631 - 2631 B - 2631 L	OM501LA	for: SA504682/15	+ Double disc	97 -> 02	Y901		9218		430	18	45 x 50	
2631 - 2631 B - 2631 L	OM501LA		PTO	97 -> 02			9218		430	18	45 x 50	
2631 - 2635 - 2640 - 2643 /K/LK	OM501LA	for: SA504682/15	+ Double disc	97 -> 02	Y901		9218		430	18	45 x 50	
2631 - 2635 - 2640 - 2643 /K/LK	OM502LA	for: SA504682-04		97 -> 02			9240		430	18	45 x 50	
2632 - 2636 - 2641 - 2644 - 2646 /K/LKS/LS	OM541.944		+ Double disc	03 ->	Y901		9218		430	18	45 x 50	
2632 - 2636 - 2641 - 2644 - 2646 /K/LKS/LS	OM541.944		PTO	03 ->			9218		430	18	45 x 50	
2632 - 2636 - 2641 - 2644 - 2646 /K/LKS/LS	OM541.944	for: SA 504682 24		03 ->			9218		430	18	45 x 50	
2632 - 2636 - 2641 - 2644 - 2646 /K/LKS/LS	OM541.944		+ Double disc	03 ->	Y900	8990	9239		400	18	45 x 50	6130
2632 - 2636 - 2641 - 2644 - 2646 /K/LKS/LS	OM541.944		Double disc	03 ->					400	18		
2632 - 2636 - 2641 - 2644 - 2646 - 2650 - 2651 /L/LL	OM501LA		+ Double disc	03 ->	Y901		9218		430	18	45 x 50	












		 				  	E. SASSONE			Ø	Z	Spines	
2632 - 2636 - 2641 - 2644 - 2646 - 2650 - 2651 /L/LL	OM502LA			03 ->		9240				430	18	45 x 50	
2632 - 2636 - 2641 - 2644 - 2646 - 2650 - 2651 /L/LL	OM541.944	for: SA 591014-09	+ Double disc	03 ->	Y901	9218				430	18	45 x 50	
2632 - 2636 - 2641 - 2644 - 2646 - 2650 - 2651 /L/LL	OM541.944	for: SA 504682-22/24		03 ->		9218				430	18	45 x 50	
2632 - 2636 - 2641 - 2644 - 2646 - 2650 - 2651 /L/LL	OM541.944	for: SA 504682-28		03 ->		9240				430	18	45 x 50	
2632 - 2636 - 2641 - 2644 - 2646 - 2650 - 2651 /L/LL	OM541.944		PTO	03 ->		9218				430	18	45 x 50	
2632 - 2636 - 2641 - 2644 - 2646 - 2650 - 2651 /L/LL	OM541.944		+ Double disc	03 ->	Y900	8990	9239			400	18	45 x 50	6130
2632 - 2636 - 2641 - 2644 - 2646 - 2650 - 2651 /L/LL	OM541.944	for : SA504682-25	+ Double disc	03 ->	Y902	Only available as kit				400	18	45 x 50	
2632 - 2636 - 2641 - 2644 - 2646 - 2650 - 2651 /L/LL	OM541.944		Double disc - PTO	03 ->		9239				400	18	45 x 50	6130
2635 - B/L	OM501LA			97 -> 02		9218				430	18	45 x 50	
2635 - B/L	OM501LA		+ Double disc	97 -> 02	Y900	8990	9239			400	18	45 x 50	6130
2635 - B/L	OM501LA	for: SA504682/15	+ Double disc	97 -> 02	Y901	9218				430	18	45 x 50	
2635 - B/L	OM501LA		PTO	97 -> 02		9218				430	18	45 x 50	
2640 - 2643 B/L	OM501LA		+ Double disc	97 -> 02	Y901	9218				430	18	45 x 50	
2640 - 2643 B/L	OM501LA		+ Double disc	97 -> 02	Y900	8990	9239			400	18	45 x 50	6130
2640 - 2643 B/L	OM501LA	for: SA504682/15	+ Double disc	97 -> 02	Y901	9218				430	18	45 x 50	
2640 - 2643 B/L	OM501LA		PTO	97 -> 02		9218				430	18	45 x 50	
2640 S - 2640 LS	OM501LA		+ Double disc	96 -> 02	Y901	9218				430	18	45 x 50	
2640 S - 2640 LS	OM501LA		+ Double disc	96 -> 02	Y900	8990	9239			400	18	45 x 50	6130
2640 S - 2640 LS	OM501LA	for: SA504682/15	+ Double disc	96 -> 02	Y901	9218				430	18	45 x 50	
2640 S - 2640 LS	OM501LA			96 -> 02		9218				430	18	45 x 50	
2640 S - 2640 LS	OM502LA	for: SA504682-04		96 -> 02		9240				430	18	45 x 50	
2648 - 2653 - K/LK	OM501LA	for: SA504682/15	+ Double disc	97 -> 02	Y901	9218				430	18	45 x 50	
2648 - 2653 - K/LK	OM502LA	for: SA504682-04		97 -> 02		9240				430	18	45 x 50	
2653 K. 2653 LK	OM502LA		Double disc - PTO	97 -> 02		9239				400	18	45 x 50	6130
2648 - 2651 - 2653 - 2655 - 2660 - LS/L/LL/S	OM542.921	Engine Model: V8	Euro 4 (D4)	02 ->		9240				430	18	45 x 50	
2648 - 2648 S - 2648 LS - 2648 L	OM501LA	for: SA504682/15	+ Double disc	96 -> 02	Y901	9218				430	18	45 x 50	
2648 - 2648 S - 2648 LS - 2648 L	OM502LA		+ Double disc	96 -> 02	Y900	8990	9239			400	18	45 x 50	6130
2648 - 2648 S - 2648 LS - 2648 L	OM502LA			96 -> 02		9218				430	18	45 x 50	
2648 - 2648 S - 2648 LS - 2648 L	OM502LA	for: SA504682-04		96 -> 02		9240				430	18	45 x 50	
2648 - 2648 S - 2648 LS - 2648 L	OM502LA		Double disc - PTO	96 -> 02		9239				400	18	45 x 50	6130
2650 - 2651 - 2654 - 2655 - 2658 - /K/LK/S/LS	OM542.940			03 ->		9240				430	18	45 x 50	
2650 - 2651 - 2654 - 2655 - 2658 - /K/LK/S/LS	OM542.940		Double disc - PTO	03 ->		9239				400	18	45 x 50	6130
2650 - 2651 - 2654 - 2655 - 2658 - /K/LK/S/LS	OM542.940		+ Double disc	03 ->	Y900	8990	9239			400	18	45 x 50	6130
2650 - 2651 - 2654 - 2655 - 2658 - /K/LK/S/LS	OM542.940	for : SA504682-25	+ Double disc	03 ->	Y902	Only available as kit				400	18	45 x 50	
2653	OM442LA			96 ->		6365				400	10	41 x 51	
2653 - 2653 L/S/LS	OM501LA	for: SA504682/15	+ Double disc	96 -> 02	Y901	9218				430	18	45 x 50	
2653 - 2653 L/S/LS	OM502LA		+ Double disc	96 -> 02	Y900	8990	9239			400	18	45 x 50	6130
2653 - 2653 L/S/LS	OM502LA			96 -> 02		9218				430	18	45 x 50	
2653 - 2653 L/S/LS	OM502LA	for: SA504682-04		96 -> 02		9240				430	18	45 x 50	
2653 - 2653 L/S/LS	OM502LA		Double disc - PTO	96 -> 02		9239				400	18	45 x 50	6130
2654 - 2655 - 2658 - / L/ LL	OM501LA		+ Double disc	03 ->	Y901	9218				430	18	45 x 50	
2654 - 2655 - 2658 - / L/ LL	OM502LA			03 ->		9240				430	18	45 x 50	
2654 - 2655 - 2658 - / L/ LL	OM542.944	for: SA 591014-09	+ Double disc	03 ->	Y901	9218				430	18	45 x 50	
2654 - 2655 - 2658 - / L/ LL	OM542.944	for: SA 504682-22/24		03 ->		9218				430	18	45 x 50	
2654 - 2655 - 2658 - / L/ LL	OM542.944	for: SA 504682-28		03 ->		9240				430	18	45 x 50	
2654 - 2655 - 2658 - / L/ LL	OM542.944		PTO	03 ->		9218				430	18	45 x 50	
2654 - 2655 - 2658 - / L/ LL	OM542.944		+ Double disc	03 ->	Y900	8990	9239			400	18	45 x 50	6130
2654 - 2655 - 2658 - / L/ LL	OM542.944	for : SA504682-25	+ Double disc	03 ->	Y902	Only available as kit				400	18	45 x 50	
2654 - 2655 - 2658 - / L/ LL	OM542.944		Double disc - PTO	03 ->		9239				400	18	45 x 50	6130
2654 - 2655 - 2658 - / L/ LL	OM542.944	Engine Model: V8	Euro 4 (D4)	03 ->		9240				430	18	45 x 50	
2657 K - 2657 LK - 2567 S - 2567 LS	OM501LA	for: SA504682/15	+ Double disc	97 -> 02	Y901	9218				430	18	45 x 50	
2657 K - 2657 LK - 2567 S - 2567 LS	OM502LA		Double disc - PTO	97 -> 02		9239				400	18	45 x 50	6130
2657 L	OM501LA	for: SA504682/15	+ Double disc	97 -> 02	Y901	9218				430	18	45 x 50	
2657 L	OM502LA		+ Double disc	97 -> 02	Y900	8990	9239			400	18	45 x 50	6130
2658 LS	OM542.944			03 ->		9240				430	18	45 x 50	
2658 LS	OM542.944		Double disc - PTO	03 ->		9239				400	18	45 x 50	6130












									Ø	Z	Spines	
2658 LS	OM542.944		+ Double disc	03 ->	Y900	8990	9239		400	18	45 x 50	6130
2658 LS	OM542.944	for : SA504682-25	+ Double disc	03 ->	Y902	Only available as kit			400	18	45 x 50	
2658 LS	OM542.944	Engine Model: V8	Euro 4 (D4)	03 ->			9240		430	18	45 x 50	
ACTROS 3231 - 3339												
3231 B - 3235 B	OM501LA			97 -> 02			9218		430	18	45 x 50	
3231 B - 3235 B	OM501LA		+ Double disc	97 -> 02	Y900	8990	9239		400	18	45 x 50	6130
3231 B - 3235 B	OM501LA		PTO	97 -> 02			9218		430	18	45 x 50	
3231 B - 3235 B	OM501LA	for: SA504682/15	+ Double disc	97 -> 02	Y901		9218		430	18	45 x 50	
32131 - 3235 - 3240 - 3243 - /K	OM501LA	for: SA504682/15	+ Double disc	97 -> 02	Y901		9218		430	18	45 x 50	
3231 - 3232 - 3331 - 3332 - 3336 - /K/AK/S	OM541.920		+ Double disc	03 ->	Y901		9218		430	18	45 x 50	
3231 - 3232 - 3331 - 3332 - 3336 - /K/AK/S	OM541.920		PTO	03 ->			9218		430	18	45 x 50	
3231 - 3232 - 3331 - 3332 - 3336 - /K/AK/S	OM541.920	for: SA 504682 24		03 ->			9218		430	18	45 x 50	
3231 - 3232 - 3331 - 3332 - 3336 - /K/AK/S	OM541.920		+ Double disc	03 ->	Y900	8990	9239		400	18	45 x 50	6130
3231 - 3232 - 3331 - 3332 - 3336 - /K/AK/S	OM541.920	for : SA504682-25	+ Double disc	03 ->	Y902	Only available as kit			400	18	45 x 50	
3240 B - 3243 B	OM501LA		+ Double disc	97 -> 02	Y901		9218		430	18	45 x 50	
3240 B - 3243 B	OM501LA		+ Double disc	97 -> 02	Y900	8990	9239		400	18	45 x 50	6130
3240 B - 3243 B	OM501LA		PTO	97 -> 02			9218		430	18	45 x 50	
3240 B - 3243 B	OM501LA	for: SA504682/15	+ Double disc	97 -> 02	Y901		9218		430	18	45 x 50	
3241 - 3244 - 3246 - 3248 L - 3331 - 3332 - 3336	OM501LA		+ Double disc	03 ->	Y901		9218		430	18	45 x 50	
3241 - 3244 - 3246 - 3248 L - 3331 - 3332 - 3336	OM502LA			03 ->			9240		430	18	45 x 50	
3241 - 3244 - 3246 - 3248 L - 3331 - 3332 - 3336	OM541.920	for: SA 591014-09	+ Double disc	03 ->	Y901		9218		430	18	45 x 50	
3241 - 3244 - 3246 - 3248 L - 3331 - 3332 - 3336	OM541.920	for: SA 504682-22/24		03 ->			9218		430	18	45 x 50	
3241 - 3244 - 3246 - 3248 L - 3331 - 3332 - 3336	OM541.920		PTO	03 ->			9218		430	18	45 x 50	
3241 - 3244 - 3246 - 3248 L - 3331 - 3332 - 3336	OM541.920		+ Double disc	03 ->	Y900	8990	9239		400	18	45 x 50	6130
3241 - 3244 - 3246 - 3248 L - 3331 - 3332 - 3336	OM541.920	for : SA504682-25	+ Double disc	03 ->	Y902	Only available as kit			400	18	45 x 50	
3241 - 3244 - 3246 - 3248 L - 3331 - 3332 - 3336	OM541.920		Double disc - PTO	03 ->			9239		400	18	45 x 50	6130
3260 L	OM542.964	Engine Model: V8	Euro 4 (D4)	09 ->			9240		430	18	45 x 50	
3331 - /A/B/S	OM501LA			97 -> 02			9218		430	18	45 x 50	
3331 - /A/B/S	OM501LA		+ Double disc	97 -> 02	Y900	8990	9239		400	18	45 x 50	6130
3331 - /A/B/S	OM501LA			97 -> 02			9218		430	18	45 x 50	
3331 - /A/B/S	OM501LA	for: SA504682/15	+ Double disc	97 -> 02	Y901		9218		430	18	45 x 50	
3331 A - 3332 A - 3336 A	OM541.920	for: SA 591014-09	+ Double disc	03 ->	Y901		9218		430	18	45 x 50	
3331 A - 3332 A - 3336 A	OM541.920			03 ->			9218		430	18	45 x 50	
3331 A - 3332 A - 3336 A	OM541.920	for: SA 504682-28		03 ->			9240		430	18	45 x 50	
3331 A - 3332 A - 3336 A	OM541.920		PTO	03 ->			9218		430	18	45 x 50	
3331 A - 3332 A - 3336 A	OM541.920		+ Double disc	03 ->	Y900	8990	9239		400	18	45 x 50	6130
3331 A - 3332 A - 3336 A	OM541.920	for : SA504682-25	+ Double disc	03 ->	Y902	Only available as kit			400	18	45 x 50	
3331 A - 3332 A - 3336 A	OM541.920		Double disc - PTO	03 ->			9239		400	18	45 x 50	6130
3331 AK - 3331 AS - 3335 - 3335 S	OM501LA	for: SA504682-15	+ Double disc	97 -> 02	Y901		9218		430	18	45 x 50	
3331 AK - 3331 AS - 3335 - 3335 S	OM502LA	for: SA504682-04		97 -> 02			9240		430	18	45 x 50	
3331 K - 3335 K	OM501LA	for: SA504682/15	+ Double disc	97 -> 02	Y901		9218		430	18	45 x 50	
3331 K - 3335 K	OM502LA	for: SA504682-04		97 -> 02			9240		430	18	45 x 50	
3335 B	OM501LA			97 -> 02			9218		430	18	45 x 50	
3335 B	OM501LA		+ Double disc	97 -> 02	Y900	8990	9239		400	18	45 x 50	6130
3335 B	OM501LA		PTO	97 -> 02			9218		430	18	45 x 50	
ACTROS 3340 - 3550												
3340 - 3340 A - 3340 B	OM501LA		+ Double disc	97 -> 02	Y901		9218		430	18	45 x 50	
3340 - 3340 A - 3340 B	OM501LA		+ Double disc	97 -> 02	Y900	8990	9239		400	18	45 x 50	6130
3340 - 3340 A - 3340 B	OM501LA			97 -> 02			9218		430	18	45 x 50	
3340	OM501LA	for: SA504682/15	+ Double disc	97 -> 02	Y901		9218		430	18	45 x 50	
3340	OM502LA	for: SA504682-04		97 -> 02			9240		430	18	45 x 50	
3340 - 3343 - /AK/AS/K	OM501LA	for: SA504682-15	+ Double disc	97 -> 02	Y901		9218		430	18	45 x 50	
3340 - 3343 - /AK/AS/K	OM502LA	for: SA504682-04		97 -> 02			9240		430	18	45 x 50	
3340 S - 3343 - 3343 S	OM501LA		+ Double disc	97 -> 02	Y901		9218		430	18	45 x 50	
3340 S - 3343 - 3343 S	OM501LA		+ Double disc	97 -> 02	Y900	8990	9239		400	18	45 x 50	6130
3340 S - 3343 - 3343 S	OM501LA		PTO	97 -> 02			9218		430	18	45 x 50	



		 				   E. SASSONE			Ø	Z	Spines	
3340 S - 3343 - 3343 S	OM501LA	for: SA504682/15	+ Double disc	97 -> 02	Y901		9218		430	18	45 x 50	
3340 S - 3343 - 3343 S	OM502LA	for: SA504682-04		97 -> 02			9240		430	18	45 x 50	
3341 - 3344 - 3346 - 3360	OM501LA		+ Double disc	03 ->	Y901		9218		430	18	45 x 50	
3341 - 3344 - 3346 - 3360	OM502LA			03 ->			9240		430	18	45 x 50	
3341 - 3344 - 3346 - 3360	OM541.944	for: SA 591014-09	+ Double disc	03 ->	Y901		9218		430	18	45 x 50	
3341 - 3344 - 3346 - 3360	OM541.944	for: SA 504682-22/24		03 ->			9218		430	18	45 x 50	
3341 - 3344 - 3346 - 3360	OM541.944	for: SA 504682-28		03 ->			9240		430	18	45 x 50	
3341 - 3344 - 3346 - 3360	OM541.944		PTO	03 ->			9218		430	18	45 x 50	
3341 - 3344 - 3346 - 3360	OM541.944		+ Double disc	03 ->	Y900	8990	9239		400	18	45 x 50	6130
3341 - 3344 - 3346 - 3360	OM541.944	for : SA504682-25	+ Double disc	03 ->	Y902	Only available as kit			400	18	45 x 50	
3341 - 3344 - 3346 - 3360	OM541.944		Double disc - PTO	03 ->			9239		400	18	45 x 50	6130
3341 - 3344 - 3346 - 3348 - /A	OM541.921	for: SA 591014-09	+ Double disc	03 ->	Y901		9218		430	18	45 x 50	
3341 - 3344 - 3346 - 3348 - /A	OM541.921	for: SA 504682-22/24		03 ->			9218		430	18	45 x 50	
3341 - 3344 - 3346 - 3348 - /A	OM541.921	for: SA 504682-28		03 ->			9240		430	18	45 x 50	
3341 - 3344 - 3346 - 3348 - /A	OM541.921		PTO	03 ->			9218		430	18	45 x 50	
3341 - 3344 - 3346 - 3348 - /A	OM541.921		+ Double disc	03 ->	Y900	8990	9239		400	18	45 x 50	6130
3341 - 3344 - 3346 - 3348 - /A	OM541.921	for : SA504682-25	+ Double disc	03 ->	Y902	Only available as kit			400	18	45 x 50	
3341 - 3344 - 3346 - 3348 - /A	OM541.921		Double disc - PTO	03 ->			9239		400	18	45 x 50	6130
3341 - 3344 - 3346 - /S	OM541.923		+ Double disc	03 ->	Y901		9218		430	18	45 x 50	
3341 - 3344 - 3346 - /S	OM541.923		PTO	03 ->			9218		430	18	45 x 50	
3341 - 3344 - 3346 - /S	OM541.923	for: SA 504682 24		03 ->			9218		430	18	45 x 50	
3341 - 3344 - 3346 - /S	OM541.923		+ Double disc	03 ->	Y900	8990	9239		400	18	45 x 50	6130
3341 - 3344 - 3346 - /S	OM541.923	for : SA504682-25	+ Double disc	03 ->	Y902	Only available as kit			400	18	45 x 50	
3346	OM502LA	for: SA504682-04		97 -> 02			9240		430	18	45 x 50	
3348 - 3353	OM501LA	for: SA504682-15	+ Double disc	97 -> 02	Y901		9218		430	18	45 x 50	
3348 - 3353	OM502LA		+ Double disc	97 -> 02	Y900	8990	9239		400	18	45 x 50	6130
3348 - 3353	OM502LA			97 -> 02			9218		430	18	45 x 50	
3348 - 3353	OM502LA	for: SA504682-04		97 -> 02			9240		430	18	45 x 50	
3348 - 3350 - 3351 - 3354 - 3355	OM501LA		+ Double disc	03 ->	Y901		9218		430	18	45 x 50	
3348 - 3350 - 3351 - 3354 - 3355	OM502LA			03 ->			9240		430	18	45 x 50	
3348 - 3350 - 3351 - 3354 - 3355	OM542.940	for: SA 591014-09	+ Double disc	03 ->	Y901		9218		430	18	45 x 50	
3348 - 3350 - 3351 - 3354 - 3355	OM542.940	for: SA 504682-22/24		03 ->			9218		430	18	45 x 50	
3348 - 3350 - 3351 - 3354 - 3355	OM542.940	for: SA 504682-28		03 ->			9240		430	18	45 x 50	
3348 - 3350 - 3351 - 3354 - 3355	OM542.940		PTO	03 ->			9218		430	18	45 x 50	
3348 - 3350 - 3351 - 3354 - 3355	OM542.940		+ Double disc	03 ->	Y900	8990	9239		400	18	45 x 50	6130
3348 - 3350 - 3351 - 3354 - 3355	OM542.940	for : SA504682-25	+ Double disc	03 ->	Y902	Only available as kit			400	18	45 x 50	
3348 - 3350 - 3351 - 3354 - 3355	OM542.940		Double disc - PTO	03 ->			9239		400	18	45 x 50	6130
3348 - 3350 - 3351 - 3354 - 3355	OM542.940	Engine Model: V8	Euro 4 (D4)	03 ->			9240		430	18	45 x 50	
3348 AK/AS/K - 3353 AS	OM501LA	for: SA504682-15	+ Double disc	97 -> 02	Y901		9218		430	18	45 x 50	
3348 AK/AS/K - 3353 AS	OM502LA	for: SA504682-04		97 -> 02			9240		430	18	45 x 50	
3348 S - 3353 S - 3357 S	OM501LA	for: SA504682-15	+ Double disc	97 -> 02	Y901		9218		430	18	45 x 50	
3348 S - 3353 S - 3357 S	OM502LA		+ Double disc	97 -> 02	Y900	8990	9239		400	18	45 x 50	6130
3348 S - 3353 S - 3357 S	OM502LA		PTO	97 -> 02			9218		430	18	45 x 50	
3348 S - 3353 S - 3357 S	OM502LA	for: SA504682-04		97 -> 02			9240		430	18	45 x 50	
3348 S - 3353 S - 3357 S	OM502LA		Double disc - PTO	97 -> 02			9239		400	18	45 x 50	6130
3348 S - 3351 S	OM542.940			03 ->			9240		430	18	45 x 50	
3348 S - 3351 S	OM542.940		Double disc - PTO	03 ->			9239		400	18	45 x 50	6130
3348 S - 3351 S	OM542.940		+ Double disc	03 ->	Y900	8990	9239		400	18	45 x 50	6130
3348 S - 3351 S	OM542.940	for : SA504682-25	+ Double disc	03 ->	Y902	Only available as kit			400	18	45 x 50	
3348 S - 3351 S	OM542.940	Engine Model: V8	Euro 4 (D4)	03 ->			9240		430	18	45 x 50	
3350 S - 3358	OM542.940	Engine Model: V8	Euro 4 (D4)	09 ->			9240		430	18	45 x 50	
3357	OM501LA	for: SA504682-15	+ Double disc	97 -> 02	Y901		9218		430	18	45 x 50	
ACTROS 4036 - 4841												
4140 AK/K - 4144 K	OM541.976		+ Double disc	03 ->	Y901		9218		430	18	45 x 50	
4140 AK/K - 4144 K	OM541.976		PTO	03 ->			9218		430	18	45 x 50	
4140 AK/K - 4144 K	OM541.976	for: SA 504682 24		03 ->			9218		430	18	45 x 50	












		 				  	E. SASSONE			Ø	Z	Spines	
4140 AK/K - 4144 K	OM541.976		+ Double disc	03 ->	Y900	8990	9239			400	18	45 x 50	6130
4140 AK/K - 4144 K	OM541.976	for : SA504682-25	+ Double disc	03 ->	Y902	Only available as kit				400	18	45 x 50	
4140 - 4143 - 4148 - /AK	OM501LA	for: SA504682-15	+ Double disc	97 -> 02	Y901		9218			430	18	45 x 50	
4140 - 4143 - 4148 - /AK	OM502LA	for: SA504682-04		97 -> 02			9240			430	18	45 x 50	
4140 B	OM501LA		+ Double disc	97 -> 02	Y901		9218			430	18	45 x 50	
4140 B	OM501LA		+ Double disc	97 -> 02	Y900	8990	9239			400	18	45 x 50	6130
4140 B	OM501LA			97 -> 02			9218			430	18	45 x 50	
4140 K - 4143 K	OM501LA	for: SA504682/15	+ Double disc	97 -> 02	Y901		9218			430	18	45 x 50	
4140 K - 4143 K	OM502LA	for: SA504682-04		97 -> 02			9240			430	18	45 x 50	
4140 K - 4143 K - 4148 K	OM501LA	for: SA504682-15	+ Double disc	97 -> 02	Y901		9218			430	18	45 x 50	
4140 K - 4143 K - 4148 K	OM502LA	for: SA504682-04		97 -> 02			9240			430	18	45 x 50	
4140 K - 4143 K - 4148 K	OM541.945		+ Double disc	97 -> 02	Y900	8990	9239			400	18	45 x 50	6130
ATEGO 712 - 717													
712 - 713 - 714 K - 715 - 715 L - 716 - 716 L - 717 -/K/L	OM904			98 ->	Y905	8991	9303	2 pcs.		362	18	36 x 40	
712 - 713 - 714 K - 715 - 715 L - 716 - 716 L - 717 -/K/L	OM904		Reinforced	98 ->		8991	9311			362	18	36 x 40	
712 - 713 - 714 K - 715 - 715 L - 716 - 716 L - 717 -/K/L	OM904		without sensor	98 ->	Y905	8991	9303	2 pcs.		362	18	36 x 40	
712 - 713 - 714 K - 715 - 715 L - 716 - 716 L - 717 -/K/L	OM904		with sensor	98 ->	Y905	8991	9303	2 pcs.		362	18	36 x 40	
712 - 713 - 714 K - 715 - 715 L - 716 - 716 L - 717 -/K/L	OM906			98 ->	Y906	8993	6212	2 pcs.		395	18	36 x 40	
712 - 713 - 714 K - 715 - 715 L - 716 - 716 L - 717 -/K/L	OM906			98 ->	Y906	8993	6212	2 pcs.		395	18	36 x 40	
712 - 713 - 714 K - 715 - 715 L - 716 - 716 L - 717 -/K/L	OM906			98 ->	Y906	8993	6212	2 pcs.		395	18	36 x 40	
712 - 713 - 714 K - 715 - 715 L - 716 - 716 L - 717 -/K/L	OM906			98 ->	Y906	8993	6212	2 pcs.		395	18	36 x 40	
712 - 713 - 714 K - 715 - 715 L - 716 - 716 L - 717 -/K/L	OM906			98 ->	Y906	8993	6212	2 pcs.		395	18	36 x 40	
ATEGO 812 - 830													
812 - 813 - 814 - 816 - 817 - 818 - /K/L/ - 815 F	OM904			98 ->	Y905	8991	9303	2 pcs.		362	18	36 x 40	
812 - 813 - 814 - 816 - 817 - 818 - /K/L/ - 815 F	OM904			98 ->		8991	9311			362	18	36 x 40	
812 - 813 - 814 - 816 - 817 - 818 - /K/L/ - 815 F	OM904			98 ->	Y905	8991	9303	2 pcs.		362	18	36 x 40	
812 - 813 - 814 - 816 - 817 - 818 - /K/L/ - 815 F	OM904			98 ->	Y905	8991	9303	2 pcs.		362	18	36 x 40	
812 - 813 - 814 - 816 - 817 - 818 - /K/L/ - 815 F	OM904	for: SA 504672/22		98 ->	Y920	8994	9318	2 pcs.		395	18	36 x 40	
812 - 813 - 814 - 816 - 817 - 818 - /K/L/ - 815 F	OM906			98 ->	Y906	8993	6212	2 pcs.		395	18	36 x 40	
812 - 813 - 814 - 816 - 817 - 818 - /K/L/ - 815 F	OM906			98 ->	Y908	8994	6186	2 pcs.		395	18	36 x 40	
812 - 813 - 814 - 816 - 817 - 818 - /K/L/ - 815 F	OM906			98 ->	Y906	8993	6212	2 pcs.		395	18	36 x 40	
812 - 813 - 814 - 816 - 817 - 818 - /K/L/ - 815 F	OM906			98 ->	Y908	8994	6186	2 pcs.		395	18	36 x 40	
812 - 813 - 814 - 816 - 817 - 818 - /K/L/ - 815 F	OM906			98 ->	Y906	8993	6212	2 pcs.		395	18	36 x 40	
812 - 813 - 814 - 816 - 817 - 818 - /K/L/ - 815 F	OM906			98 ->	Y908	8994	6186	2 pcs.		395	18	36 x 40	
812 - 813 - 814 - 816 - 817 - 818 - /K/L/ - 815 F	OM906	for: SA 504673/26		98 ->	Y906	8993	6212	2 pcs.		395	18	36 x 40	
812 - 813 - 814 - 816 - 817 - 818 - /K/L/ - 815 F	OM906	for: SA 504673/26		98 ->	Y908	8994	6186	2 pcs.		395	18	36 x 40	
812 - 813 - 814 - 816 - 817 - 818 - /K/L/ - 815 F	OM906			98 ->	Y906	8993	6212	2 pcs.		395	18	36 x 40	
812 - 813 - 814 - 816 - 817 - 818 - /K/L/ - 815 F	OM906			98 ->	Y908	8994	6186	2 pcs.		395	18	36 x 40	
812 - 813 - 814 - 816 - 817 - 818 - /K/L/ - 815 F	OM906			98 ->	Y906	8993	6212	2 pcs.		395	18	36 x 40	
812 - 813 - 814 - 816 - 817 - 818 - /K/L/ - 815 F	OM906			98 ->	Y908	8994	6186	2 pcs.		395	18	36 x 40	
818 - 822 - 823 - 824 - /L/K	OM904			98 ->	Y905	8991	9303	2 pcs.		362	18	36 x 40	
818 - 822 - 823 - 824 - /L/K	OM904			98 ->		8991	9311			362	18	36 x 40	
818 - 822 - 823 - 824 - /L/K	OM904			98 ->	Y905	8991	9303	2 pcs.		362	18	36 x 40	
818 - 822 - 823 - 824 - /L/K	OM904			98 ->	Y905	8991	9303	2 pcs.		362	18	36 x 40	
818 - 822 - 823 - 824 - /L/K	OM904	for: SA 504672/22		98 ->	Y920	8994	9318	2 pcs.		395	18	36 x 40	
818 - 822 - 823 - 824 - /L/K	OM906			98 ->	Y906	8993	6212	2 pcs.		395	18	36 x 40	
818 - 822 - 823 - 824 - /L/K	OM906			98 ->	Y908	8994	6186	2 pcs.		395	18	36 x 40	
818 - 822 - 823 - 824 - /L/K	OM906			98 ->	Y906	8993	6212	2 pcs.		395	18	36 x 40	
818 - 822 - 823 - 824 - /L/K	OM906			98 ->	Y908	8994	6186	2 pcs.		395	18	36 x 40	
818 - 822 - 823 - 824 - /L/K	OM906			98 ->	Y906	8993	6212	2 pcs.		395	18	36 x 40	
818 - 822 - 823 - 824 - /L/K	OM906			98 ->	Y908	8994	6186	2 pcs.		395	18	36 x 40	
818 - 822 - 823 - 824 - /L/K	OM906	for: SA 504673/26		98 ->	Y906	8993	6212	2 pcs.		395	18	36 x 40	
818 - 822 - 823 - 824 - /L/K	OM906	for: SA 504673/26		98 ->	Y908	8994	6186	2 pcs.		395	18	36 x 40	
818 - 822 - 823 - 824 - /L/K	OM906			98 ->	Y906	8993	6212	2 pcs.		395	18	36 x 40	
818 - 822 - 823 - 824 - /L/K	OM906			98 ->	Y908	8994	6186	2 pcs.		395	18	36 x 40	
818 - 822 - 823 - 824 - /L/K	OM906			98 ->	Y906	8993	6212	2 pcs.		395	18	36 x 40	
818 - 822 - 823 - 824 - /L/K	OM906			98 ->	Y908	8994	6186	2 pcs.		395	18	36 x 40	
818 - 822 - 823 - 824 - /L/K	OM906			98 ->	Y906	8993	6212	2 pcs.		395	18	36 x 40	
818 - 822 - 823 - 824 - /L/K	OM906			98 ->	Y908	8994	6186	2 pcs.		395	18	36 x 40	












										Ø	Z	Spines	
E. SASSONE													
ATEGO 914 - 930													
915 - 916 - 917 - 918 - 922 - 923 - 924 - 925 -/AF/K/L	OM904				98 ->	Y905	8991	9303	2 pcs.	362	18	36 x 40	
915 - 916 - 917 - 918 - 922 - 923 - 924 - 925 -/AF/K/L	OM904				98 ->		8991	9311		362	18	36 x 40	
915 - 916 - 917 - 918 - 922 - 923 - 924 - 925 -/AF/K/L	OM904				98 ->	Y905	8991	9303	2 pcs.	362	18	36 x 40	
915 - 916 - 917 - 918 - 922 - 923 - 924 - 925 -/AF/K/L	OM904				98 ->	Y905	8991	9303	2 pcs.	362	18	36 x 40	
915 - 916 - 917 - 918 - 922 - 923 - 924 - 925 -/AF/K/L	OM904		for: SA 504672/22		98 ->	Y920	8994	9318	2 pcs.	395	18	36 x 40	
915 - 916 - 917 - 918 - 922 - 923 - 924 - 925 -/AF/K/L	OM906				98 ->	Y906	8993	6212	2 pcs.	395	18	36 x 40	
915 - 916 - 917 - 918 - 922 - 923 - 924 - 925 -/AF/K/L	OM906				98 ->	Y908	8994	6186	2 pcs.	395	18	36 x 40	
915 - 916 - 917 - 918 - 922 - 923 - 924 - 925 -/AF/K/L	OM906				98 ->	Y906	8993	6212	2 pcs.	395	18	36 x 40	
915 - 916 - 917 - 918 - 922 - 923 - 924 - 925 -/AF/K/L	OM906				98 ->	Y908	8994	6186	2 pcs.	395	18	36 x 40	
915 - 916 - 917 - 918 - 922 - 923 - 924 - 925 -/AF/K/L	OM906				98 ->	Y906	8993	6212	2 pcs.	395	18	36 x 40	
915 - 916 - 917 - 918 - 922 - 923 - 924 - 925 -/AF/K/L	OM906				98 ->	Y908	8994	6186	2 pcs.	395	18	36 x 40	
915 - 916 - 917 - 918 - 922 - 923 - 924 - 925 -/AF/K/L	OM906				98 ->	Y906	8993	6212	2 pcs.	395	18	36 x 40	
915 - 916 - 917 - 918 - 922 - 923 - 924 - 925 -/AF/K/L	OM906				98 ->	Y908	8994	6186	2 pcs.	395	18	36 x 40	
915 - 916 - 917 - 918 - 922 - 923 - 924 - 925 -/AF/K/L	OM906				98 ->	Y906	8993	6212	2 pcs.	395	18	36 x 40	
915 - 916 - 917 - 918 - 922 - 923 - 924 - 925 -/AF/K/L	OM906				98 ->	Y908	8994	6186	2 pcs.	395	18	36 x 40	
ATEGO 1014 - 1118													
1015 - 1016 - 1017 - 1018 - 1022 - 1023 - 1024 - /K/L/KO/A	OM904				98 ->	Y905	8991	9303	2 pcs.	362	18	36 x 40	
1015 - 1016 - 1017 - 1018 - 1022 - 1023 - 1024 - /K/L/KO/A	OM904				98 ->		8991	9311		362	18	36 x 40	
1015 - 1016 - 1017 - 1018 - 1022 - 1023 - 1024 - /K/L/KO/A	OM904				98 ->	Y905	8991	9303	2 pcs.	362	18	36 x 40	
1015 - 1016 - 1017 - 1018 - 1022 - 1023 - 1024 - /K/L/KO/A	OM904				98 ->	Y905	8991	9303	2 pcs.	362	18	36 x 40	
1015 - 1016 - 1017 - 1018 - 1022 - 1023 - 1024 - /K/L/KO/A	OM904		for: SA 504672/22		98 ->	Y920	8994	9318	2 pcs.	395	18	36 x 40	
1015 - 1016 - 1017 - 1018 - 1022 - 1023 - 1024 - /K/L/KO/A	OM906				98 ->	Y906	8993	6212	2 pcs.	395	18	36 x 40	
1015 - 1016 - 1017 - 1018 - 1022 - 1023 - 1024 - /K/L/KO/A	OM906				98 ->	Y908	8994	6186	2 pcs.	395	18	36 x 40	
1015 - 1016 - 1017 - 1018 - 1022 - 1023 - 1024 - /K/L/KO/A	OM906				98 ->	Y906	8993	6212	2 pcs.	395	18	36 x 40	
1015 - 1016 - 1017 - 1018 - 1022 - 1023 - 1024 - /K/L/KO/A	OM906				98 ->	Y908	8994	6186	2 pcs.	395	18	36 x 40	
1015 - 1016 - 1017 - 1018 - 1022 - 1023 - 1024 - /K/L/KO/A	OM906				98 ->	Y906	8993	6212	2 pcs.	395	18	36 x 40	
1015 - 1016 - 1017 - 1018 - 1022 - 1023 - 1024 - /K/L/KO/A	OM906				98 ->	Y908	8994	6186	2 pcs.	395	18	36 x 40	
1015 - 1016 - 1017 - 1018 - 1022 - 1023 - 1024 - /K/L/KO/A	OM906				98 ->	Y906	8993	6212	2 pcs.	395	18	36 x 40	
1015 - 1016 - 1017 - 1018 - 1022 - 1023 - 1024 - /K/L/KO/A	OM906				98 ->	Y908	8994	6186	2 pcs.	395	18	36 x 40	
1015 - 1016 - 1017 - 1018 - 1022 - 1023 - 1024 - /K/L/KO/A	OM906				98 ->	Y906	8993	6212	2 pcs.	395	18	36 x 40	
1015 - 1016 - 1017 - 1018 - 1022 - 1023 - 1024 - /K/L/KO/A	OM906				98 ->	Y908	8994	6186	2 pcs.	395	18	36 x 40	
1015 - 1016 - 1017 - 1018 - 1022 - 1023 - 1024 - /K/L/KO/A	OM906				98 ->	Y906	8993	6212	2 pcs.	395	18	36 x 40	
1015 - 1016 - 1017 - 1018 - 1022 - 1023 - 1024 - /K/L/KO/A	OM906				98 ->	Y908	8994	6186	2 pcs.	395	18	36 x 40	
ATEGO 1214 - 1229													
1214 - 1215 - 1216 -1217 - 1218 - 1222 - 1223 - 1224 - K/L	OM904				98 ->	Y905	8991	9303	2 pcs.	362	18	36 x 40	
1214 - 1215 - 1216 -1217 - 1218 - 1222 - 1223 - 1224 - K/L	OM904				98 ->		8991	9311		362	18	36 x 40	
1214 - 1215 - 1216 -1217 - 1218 - 1222 - 1223 - 1224 - K/L	OM904				98 ->	Y905	8991	9303	2 pcs.	362	18	36 x 40	
1214 - 1215 - 1216 -1217 - 1218 - 1222 - 1223 - 1224 - K/L	OM904				98 ->	Y905	8991	9303	2 pcs.	362	18	36 x 40	
1214 - 1215 - 1216 -1217 - 1218 - 1222 - 1223 - 1224 - K/L	OM904		for: SA 504672/22		98 ->	Y920	8994	9318	2 pcs.	395	18	36 x 40	
1214 - 1215 - 1216 -1217 - 1218 - 1222 - 1223 - 1224 - K/L	OM906				98 ->	Y906	8993	6212	2 pcs.	395	18	36 x 40	
1214 - 1215 - 1216 -1217 - 1218 - 1222 - 1223 - 1224 - K/L	OM906				98 ->	Y908	8994	6186	2 pcs.	395	18	36 x 40	
1214 - 1215 - 1216 -1217 - 1218 - 1222 - 1223 - 1224 - K/L	OM906				98 ->	Y906	8993	6212	2 pcs.	395	18	36 x 40	
1214 - 1215 - 1216 -1217 - 1218 - 1222 - 1223 - 1224 - K/L	OM906				98 ->	Y908	8994	6186	2 pcs.	395	18	36 x 40	
1214 - 1215 - 1216 -1217 - 1218 - 1222 - 1223 - 1224 - K/L	OM906				98 ->	Y906	8993	6212	2 pcs.	395	18	36 x 40	
1214 - 1215 - 1216 -1217 - 1218 - 1222 - 1223 - 1224 - K/L	OM906				98 ->	Y908	8994	6186	2 pcs.	395	18	36 x 40	
1214 - 1215 - 1216 -1217 - 1218 - 1222 - 1223 - 1224 - K/L	OM906				98 ->	Y906	8993	6212	2 pcs.	395	18	36 x 40	
1214 - 1215 - 1216 -1217 - 1218 - 1222 - 1223 - 1224 - K/L	OM906				98 ->	Y908	8994	6186	2 pcs.	395	18	36 x 40	
1214 - 1215 - 1216 -1217 - 1218 - 1222 - 1223 - 1224 - K/L	OM906				98 ->	Y906	8993	6212	2 pcs.	395	18	36 x 40	
1214 - 1215 - 1216 -1217 - 1218 - 1222 - 1223 - 1224 - K/L	OM906				98 ->	Y908	8994	6186	2 pcs.	395	18	36 x 40	
1214 - 1215 - 1216 -1217 - 1218 - 1222 - 1223 - 1224 - K/L	OM906				98 ->	Y906	8993	6212	2 pcs.	395	18	36 x 40	
1214 - 1215 - 1216 -1217 - 1218 - 1222 - 1223 - 1224 - K/L	OM906				98 ->	Y908	8994	6186	2 pcs.	395	18	36 x 40	
1225 - 1225 - 1226 -/ L/F	OM904				98 ->	Y905	8991	9303	2 pcs.	362	18	36 x 40	
1225 - 1225 - 1226 -/ L/F	OM904				98 ->		8991	9311		362	18	36 x 40	
1225 - 1225 - 1226 -/ L/F	OM904				98 ->	Y905	8991	9303	2 pcs.	362	18	36 x 40	
1225 - 1225 - 1226 -/ L/F	OM904				98 ->	Y905	8991	9303	2 pcs.	362	18	36 x 40	
1225 - 1225 - 1226 -/ L/F	OM904		for: SA 504672/22		98 ->	Y920	8994	9318	2 pcs.	395	18	36 x 40	
1225 - 1225 - 1226 -/ L/F	OM906				98 ->	Y906	8993	6212	2 pcs.	395	18	36 x 40	
1225 - 1225 - 1226 -/ L/F	OM906				98 ->	Y908	8994	6186	2 pcs.	395	18	36 x 40	
1225 - 1225 - 1226 -/ L/F	OM906				98 ->	Y906	8993	6212	2 pcs.	395	18	36 x 40	












		 				  	E. SASSONE			Ø	Z	Spines	
1823 - / AK/K/LS/L	OM906LA	for: SA504682-09	PTO	98 ->			9218		430	18	45 x 50		
1828 - / AK/K/LS/L	OM906LA			98 ->	Y908	8994	6186	2 pcs.	395	18	36 x 40		
1828 - / AK/K/LS/L	OM906LA			98 ->	Y908	8994	6186	2 pcs.	395	18	36 x 40		
1828 - / AK/K/LS/L	OM906LA			98 ->	Y908	8994	6186	2 pcs.	395	18	36 x 40		
1828 - / AK/K/LS/L	OM906LA		for: SA504682-09	98 ->			9218		430	18	45 x 50		
1828 - / AK/K/LS/L	OM906LA	for: SA504682-10	PTO	98 ->			9218		430	18	45 x 50		
ATEGO 2223 - 2530													
2223 - 2228 - 2523 - 2528 -/L	OM906LA			98 ->	Y908	8994	6186	2 pcs.	395	18	36 x 40		
2223 - 2228 - 2523 - 2528 -/L	OM906LA			98 ->	Y908	8994	6186	2 pcs.	395	18	36 x 40		
2223 - 2228 - 2523 - 2528 -/L	OM906LA			98 ->	Y908	8994	6186	2 pcs.	395	18	36 x 40		
2223 - 2228 - 2523 - 2528 -/L	OM906LA		for: SA504682-09	98 ->			9218		430	18	45 x 50		
2223 - 2228 - 2523 - 2528 -/L	OM906LA	for: SA504682-10	PTO	98 ->			9218		430	18	45 x 50		
ATEGO 2628 -													
2628 - 2628 K - 2628 B	OM906LA			98 -> 04	Y908	8994	6186	2 pcs.	395	18	36 x 40		
2628 - 2628 K - 2628 B	OM906LA			98 -> 04	Y908	8994	6186	2 pcs.	395	18	36 x 40		
2628 - 2628 K - 2628 B	OM906LA			98 -> 04	Y908	8994	6186	2 pcs.	395	18	36 x 40		
2628 - 2628 K - 2628 B	OM906LA		for: SA504682-09	98 -> 04			9218		430	18	45 x 50		
2628 - 2628 K - 2628 B	OM906LA	for: SA504682-10	PTO	98 -> 04			9218		430	18	45 x 50		
2628 - 2628 K - 2628 B	OM926			98 -> 04			9218		430	18	45 x 50		
AXOR 1823 - 2044													
1823 - 1823 K	OM906.920		for: SA531129-01	02 -> 04	Y906	8993	6212	2 pcs.	395	18	36 x 40		
1823 - 1823 K	OM906.920		for: SA531129-02	02 -> 04	Y908	8994	6186	2 pcs.	395	18	36 x 40		
1823 - 1823 K	OM906.920			02 -> 04	Y906	8993	6212	2 pcs.	395	18	36 x 40		
1823 - 1823 K	OM906.920			02 -> 04	Y908	8994	6186	2 pcs.	395	18	36 x 40		
1823 - 1823 K	OM906.920			02 -> 04	Y906	8993	6212	2 pcs.	395	18	36 x 40		
1823 - 1823 K	OM906.920			02 -> 04	Y908	8994	6186	2 pcs.	395	18	36 x 40		
1823 - 1824 - 1826 - 1828 1829 - 1833 -/L/LL/AK/LS/KL	OM906LA			04 ->	Y906	8993	6212	2 pcs.	395	18	36 x 40		
1823 - 1824 - 1826 - 1828 1829 - 1833 -/L/LL/AK/LS/KL	OM906LA			04 ->	Y908	8994	6186	2 pcs.	395	18	36 x 40		
1823 - 1824 - 1826 - 1828 1829 - 1833 -/L/LL/AK/LS/KL	OM906LA			04 ->	Y906	8993	6212	2 pcs.	395	18	36 x 40		
1823 - 1824 - 1826 - 1828 1829 - 1833 -/L/LL/AK/LS/KL	OM906LA			04 ->	Y906	8993	6212	2 pcs.	395	18	36 x 40		
1823 - 1824 - 1826 - 1828 1829 - 1833 -/L/LL/AK/LS/KL	OM906LA			04 ->	Y908	8994	6186	2 pcs.	395	18	36 x 40		
1823 - 1824 - 1826 - 1828 1829 - 1833 -/L/LL/AK/LS/KL	OM906LA			04 ->	Y908	8994	6186	2 pcs.	395	18	36 x 40		
1823 - 1824 - 1826 - 1828 1829 - 1833 -/L/LL/AK/LS/KL	OM906LA			04 ->	Y906	8993	6212	2 pcs.	395	18	36 x 40		
1823 - 1824 - 1826 - 1828 1829 - 1833 -/L/LL/AK/LS/KL	OM906LA		for: SA504673/30	04 ->	Y906	8993	6212	2 pcs.	395	18	36 x 40		
1823 - 1824 - 1826 - 1828 1829 - 1833 -/L/LL/AK/LS/KL	OM906LA		for: SA504673/30	04 ->	Y908	8994	6186	2 pcs.	395	18	36 x 40		
1823 - 1824 - 1826 - 1828 1829 - 1833 -/L/LL/AK/LS/KL	OM906LA			04 ->	Y906	8993	6212	2 pcs.	395	18	36 x 40		
1823 - 1824 - 1826 - 1828 1829 - 1833 -/L/LL/AK/LS/KL	OM906LA			04 ->	Y908	8994	6186	2 pcs.	395	18	36 x 40		
1823 - 1824 - 1826 - 1828 1829 - 1833 -/L/LL/AK/LS/KL	OM906LA			04 ->	Y906	8993	6212	2 pcs.	395	18	36 x 40		
1823 - 1824 - 1826 - 1828 1829 - 1833 -/L/LL/AK/LS/KL	OM906LA			04 ->	Y908	8994	6186	2 pcs.	395	18	36 x 40		
1823 - 1824 - 1826 - 1828 1829 - 1833 -/L/LL/AK/LS/KL	OM906LA			04 ->			9218		430	18	45 x 50		
1823 - 1824 - 1826 - 1828 1829 - 1833 -/L/LL/AK/LS/KL	OM906LA		PTO	04 ->			6377		430	18	45 x 50		
1835 - 1836 - 1840 - 1843 -/LS/LLS	OM457.980	for: SA 531129-04/05	+ Double disc	02 ->	Y901		9218		430	18	45 x 50		
1835 - 1836 - 1840 - 1843 -/LS/LLS	OM457.980	for: SA 504682-24		02 ->			9218		430	18	45 x 50		
AXOR 2436 - 2543													
2436 - 2536 - 2440 - 2540 - 2443 - 2543 - 2535 - 2540 - 2543 - LS	OM457.980	for: SA 531129-04/05	+ Double disc	02 ->	Y901		9218		430	18	45 x 50		
2436 - 2536 - 2440 - 2540 - 2443 - 2543 - 2535 - 2540 - 2543 - LS	OM457.980	for: SA 504682-24		02 ->			9218		430	18	45 x 50		
2523 - 2528	OM906.921	for: SA531129-01		02 -> 04	Y906	8993	6212	2 pcs.	395	18	36 x 40		
2523 - 2528	OM906.921	for: SA531129-02		02 -> 04	Y908	8994	6186	2 pcs.	395	18	36 x 40		
2523 - 2528	OM906.921			02 -> 04	Y906	8993	6212	2 pcs.	395	18	36 x 40		
2523 - 2528	OM906.921			02 -> 04	Y908	8994	6186	2 pcs.	395	18	36 x 40		
2523 - 2528	OM906.921			02 -> 04	Y906	8993	6212	2 pcs.	395	18	36 x 40		
2523 - 2528	OM906.921			02 -> 04	Y908	8994	6186	2 pcs.	395	18	36 x 40		
2523 K	OM906.920	for: SA531129-01		02 -> 04	Y906	8993	6212	2 pcs.	395	18	36 x 40		
2523 K	OM906.920	for: SA531129-02		02 -> 04	Y908	8994	6186	2 pcs.	395	18	36 x 40		
2523 K	OM906.920			02 -> 04	Y906	8993	6212	2 pcs.	395	18	36 x 40		
2523 K	OM906.920			02 -> 04	Y908	8994	6186	2 pcs.	395	18	36 x 40		
2528 - 2529 - 2533 -/L	OM906LA			04 ->	Y908	8994	6186	2 pcs.	395	18	36 x 40		












		 				  	E. SASSONE			Ø	Z	Spines	
2528 - 2529 - 2533 -/L	OM906LA			04 ->	Y908	8994	6186	2 pcs.	395	18	36 x 40		
2528 - 2529 - 2533 -/L	OM906LA			04 ->	Y908	8994	6186	2 pcs.	395	18	36 x 40		
2528 - 2529 - 2533 -/L	OM906LA	for: SA504682-09		04 ->			9218		430	18	45 x 50		
2528 - 2529 - 2533 -/L	OM906LA	for: SA504682-10	PTO	04 ->			9218		430	18	45 x 50		
2535 L - 2536 L/LL - 254 L/LL - 2543 L/LL	OM547.980	for : SA 531129-04/05	+ Double disc	04 ->	Y901		9218		430	18	45 x 50		
2535 L - 2536 L/LL - 254 L/LL - 2543 L/LL	OM547.980	for . SA 504682 13	+ Double disc	04 ->	Y900	8990	9239		400	18	45 x 50	6130	
AXOR 2623 - 2831													
2623 L - 2628 L	OM906.921	for: SA531129-01		02 -> 04	Y906	8993	6212	2 pcs.	395	18	36 x 40		
2623 L - 2628 L	OM906.921	for: SA531129-02		02 -> 04	Y908	8994	6186	2 pcs.	395	18	36 x 40		
2623 L - 2628 L	OM906.921			02 -> 04	Y906	8993	6212	2 pcs.	395	18	36 x 40		
2623 L - 2628 L	OM906.921			02 -> 04	Y908	8994	6186	2 pcs.	395	18	36 x 40		
2623 L - 2628 L	OM906.921			02 -> 04	Y906	8993	6212	2 pcs.	395	18	36 x 40		
2623 L - 2628 L	OM906.921			02 -> 04	Y908	8994	6186	2 pcs.	395	18	36 x 40		
2628 -2629 - 2633	OM906LA			04 ->	Y908	8994	6186	2 pcs.	395	18	36 x 40		
2628 -2629 - 2633	OM906LA			04 ->	Y908	8994	6186	2 pcs.	395	18	36 x 40		
2628 -2629 - 2633	OM906LA			04 ->	Y908	8994	6186	2 pcs.	395	18	36 x 40		
2628 -2629 - 2633	OM906LA	for: SA504682-09		04 ->			6377		430	18	45 x 50		
2628 -2629 - 2633	OM906LA	for: SA504682-10	PTO	04 ->			9218		430	18	45 x 50		
2628 B - 2629 B	OM906	OE : 0012509915		04 ->	Y906	8993	6212	2 pcs.	395	18	36 x 40		
2628 B - 2629 B	OM906LA			04 ->	Y908	8994	6186	2 pcs.	395	18	36 x 40		
2628 B - 2629 B	OM906LA			04 ->			9218		430	18	45 x 50		
2628 B - 2629 B	OM926			04 ->			9218		430	18	45 x 50		
2628 B - 2628 K	OM906.921	for: SA531129-01		02 -> 04	Y906	8993	6212	2 pcs.	395	18	36 x 40		
2628 B - 2628 K	OM906.921	for: SA531129-02		02 -> 04	Y908	8994	6186	2 pcs.	395	18	36 x 40		
2628 B - 2628 K	OM906.921			02 -> 04	Y906	8993	6212	2 pcs.	395	18	36 x 40		
2628 B - 2628 K	OM906.921			02 -> 04	Y908	8994	6186	2 pcs.	395	18	36 x 40		
2636 - 2640 - 2643 - B/K	OM457.980		+ Double disc	01 ->	Y901		9218		430	18	45 x 50		
2636 - 2640 - 2643 - B/K	OM457.980		+ Double disc	01 ->	Y900	8990	9239		400	18	45 x 50	6130	
2640 S	OM457.918		+ Double disc	04 ->	Y902	Only available as kit			400	18	45 x 50		
2641 S/LS			+ Double disc	01 ->	Y900	8990	9239		400	18	45 x 50	6130	
AXOR 3028 - 4144													
3236 - 3240 - 3243 - 4135 - 4140 - 4143 -/B/K	OM457.980			04 ->			9218		430	18	45 x 50		
3236 - 3240 - 3243 - 4135 - 4140 - 4143 -/B/K	OM457.954		+ Double disc	04 ->	Y900	8990	9239		400	18	45 x 50	6130	
3240 - 3243	OM457.948			05 ->			9218		430	18	45 x 50		
3335 - 3340 - 3343 B - 3340 K - 3343	OM457.910			04 ->			9218		430	18	45 x 50		
3335 - 3340 - 3343 B - 3340 K - 3343	OM457.910		+ Double disc	04 ->	Y900	8990	9239		400	18	45 x 50	6130	
3340 S - 3344 K - 4140 - 4144	OM457.962		+ Double disc	09 ->	Y902	Only available as kit			400	18	45 x 50		
3340 S - 3341 S		295 kW	+ Double disc	04 ->	Y900	8990	9239		400	18	45 x 50	6130	
3344 K		315 kW	+ Double disc	04 ->	Y900	8990	9239		400	18	45 x 50	6130	
4140		295 kW	+ Double disc	04 ->	Y900	8990	9239		400	18	45 x 50	6130	
4144		315 kW	+ Double disc	04 ->	Y900	8990	9239		400	18	45 x 50	6130	
ECONIC													
1823 -1828 - 2628	M906LAG			98 ->			6377		430	18	45 x 50		
1824 - 1828 - 1833 - 2628 - 2629 - 2633 - 3233	OM926.934			06 ->			6377		430	18	45 x 50		
Unimog 32 - 100													
U 40 - 45	OM621.931			66 ->			2247		250	10	26 x 32		
U 40 - 45	OM621.931		Double disc - Sintered 4++	66 ->			6366		240	10	26 x 32	1768	
U 52 - 60 - 60 T							2247		250	10	26 x 32		
U 52 - 60 - 60 T		Chass. 002949 - 166589	Double disc - Sintered 4++				6366		240	10	26 x 32	1768	
U 54	OM314.916	Chass. -> 088736		66 ->			2444		280	10	26 x 32		
U 54	OM314.916	Chass. 088737->		66 ->			2402		310	10	26 x 32		
U 55 - 55 T							2247		250	10	26 x 32		
U 65 T - 70 T	OM352.919	Chass. -> 088736		62 ->			2444		280	10	26 x 32		
U 65 T - 70 T	OM352.919	Chass. 088737->		62 ->			2402		310	10	26 x 32		
U 66 - 72 - 80	OM314.917	Chass. -> 088736		69 ->			2444		280	10	26 x 32		
U 66 - 72 - 80	OM314.917	Chass. 088737->		69 ->			2402		310	10	26 x 32		












		 				 E. SASSONE  	Ø	Z	Splines			
U 80 T - 90 T	OM352.903	Chass. -> 088736		66 ->		2444		280	10	26 x 32		
U 80 T - 90 T	OM352.903	Chass. 088737->		66 ->		2402		310	10	26 x 32		
U 80 - 84 - 90	OM352.903	Chass. -> 088736		69 ->		2444		280	10	26 x 32		
U 80 - 84 - 90	OM352.903	Chass. 088737->		69 ->		2402		310	10	26 x 32		
U 84 (406)		N° of pads: 8+8	Double disc			4271		327	20	36 x 40	4017	
U 90	OM602			96 ->				250				
U 94		Chass. 000760 - 088736						280				
Unimog 100 - 500												
U 100 - 110 - 125 -/L/LT		Chass. 088737->				2402		310	10	26 x 32		
U 100 - U 100 L - U 100 LT		Chass. -> 088736				2444		280	10	26 x 32		
U 100 - U 100 L - U 100 LT		Chass. -> 088736				2402		310	10	26 x 32		
U 100 - U 100 L - U 100 LT		Chass. 088737 - 166589	N° of pads: 6+6			4273		280	10	23 x 32		
U 100 - U 100 L - U 100 LT		Chass. 166590->	N° of pads: 6+6			4273		280	10	23 x 32		
U 100 L	OM602			92 ->				240				
U 100 L	OM602LA			96 ->				250				
U 110 - U110 L - U 110 LT		Chass. -> 088736				2444		280	10	26 x 32		
U 110 - U110 L - U 110 LT		Chass. -> 088736				2402		310	10	26 x 32		
U 110 - U110 L - U 110 LT		Chass. 088737 - 166589	N° of pads: 6+6			4273		280	10	23 x 32		
U 110 - U110 L - U 110 LT		Chass. 166590->	N° of pads: 6+6			4273		280	10	23 x 32		
U 110 - U 110 L	OM364.958			92 ->		6368		330	10	31 x 38		
U 120 - U 125 (425) - U 150 (425)		N° of pads: 8+8	Double disc			4271		327	20	36 x 40	4017	
U 125		Chass. -> 088736				2402		310	10	26 x 32		
U 125		Chass. 088737 - 166589	N° of pads: 6+6			4273		280	10	23 x 32		
U 125		Chass. 166590->	N° of pads: 6+6			4273		280	10	23 x 32		
U 130 - 140 - 140 T - 140 L	OM364.985			92 ->		6368		330	10	31 x 38		
U 130 - 140 - 140 T - 140 L	OM364.985			92 ->		6368		330	10	31 x 38		
U 300	OM904.927		N° of pads: 9+9	00 ->		4586		360	18	36 x 40		
U 300	OM904.927		110 kW	00 ->	Y905	8991	9303	2 pcs.	362	18	36 x 40	
U 300	OM904.927		130 kW	00 ->	Y905	8991	9303	2 pcs.	362	18	36 x 40	
U 300	OM904.927	N° of pads: 8+8	Double disc	00 ->			4587		350	20	36 x 40	4355
U 400	OM904.928		N° of pads: 9+9	00 ->			4586		360	18	36 x 40	
U 400	OM904.928			00 ->	Y905	8991	9303	2 pcs.	362	18	36 x 40	
U 400	OM904.928			00 ->		8991	9311		362	18	36 x 40	
U 400	OM904.928			00 ->	Y905	8991	9303	2 pcs.	362	18	36 x 40	
U 400	OM904.928	N° of pads: 8+8	Double disc	00 ->			4587		350	20	36 x 40	4355
U 400 - U 500	OM906.935		N° of pads: 9+9	00 ->		8994	4586		360	18	36 x 40	
U 400 - U 500	OM906.935	N° of pads: 8+8	Double disc	00 ->			4587		350	20	36 x 40	4355
U S 400	M180.953			55 -> 76			0168		225	10	26 x 32	
U S 404	OM615.911			68 ->			2247		250	10	26 x 32	
UX 100	OM602.981			96 ->				250	26			
Unimog 550 - 900												
U 52 - U 60 - U 600	OM616.911/43			77 ->			2247		250	10	26 x 32	
U 52 - U 60 - U 600	OM616.911/43	Chass. 002949 - 166589	Double disc - Sintered 4+4	77 ->			6366		240	10	26 x 32	1768
U 52 - U 60 - U 600	OM616.911/43	Chass. 166590->	Double disc - Sintered 4+4	77 ->			6366		240	10	26 x 32	1768
U 650	OM616.942	Chass. -> 166589		88 ->			2247		250	10	26 x 32	
U 650	OM616.942	Chass. -> 166589	Double disc - Sintered 4+4	88 ->			6366		240	10	26 x 32	1768
U 650	OM616.942	Chass. 166590->	Double disc - Sintered 4+4	88 ->			6366		240	10	26 x 32	1768
U 800		Chass. 088737 - 166589	Double disc - Sintered 6+6				4273		280	10	23 x 32	4274
U 800		Chass. 166590->	Double disc - Sintered 6+6				4273		280	10	23 x 32	4274
U 800	OM314.917	Chass. -> 088736	N° of pads: 6+6	77 -> 90			4273		280	10	23 x 32	
U 800	OM314.917	Chass. 088737->		77 -> 90			2402		310	10	26 x 32	
U 900		N° of pads: 8+8	Double disc				4271		327	20	36 x 40	4017
U 900		Chass. 088737 - 166589	Double disc - Sintered 6+6				4273		280	10	23 x 32	4274
U 900		Chass. 166590->	Double disc - Sintered 6+6				4273		280	10	23 x 32	4274
U 900		Chass. 003773 - 088736					2402		310	10	26 x 32	
U 900			Double disc - Sintered 4+4				6366		240	10	26 x 32	1768












		 				  	E. SASSONE			Ø	Z	Spines	
U 900	OM353.902	Chass. -> 088736	N° of pads: 6+6	77 ->		4273				280	10	23 x 32	
U 900	OM353.902	Chass. 088737->		77 ->		2402				310	10	26 x 32	
U 900	OM353.902	Chass. 088737->	N° of pads: 6+6	77 ->		4273				280	10	23 x 32	
U 900	OM353.902/912			88 ->		2402				310	10	26 x 32	
U 900	OM353.902/912	Chass. -> 166589	N° of pads: 6+6	88 ->		4273				280	10	23 x 32	
U 900	OM353.902/912	Chass. 166590->	N° of pads: 6+6	88 ->		4273				280	10	23 x 32	
U 900	OM353.940			77 -> 88		2402				310	10	26 x 32	
Unimog 1000 - 1350													
U 1000 - 1000 T	OM353.962			77 ->		6376	7130			310	20	36 x 40	
U 1000 - 1000 T	OM353.962	N° of pads: 8+8	Double disc	77 ->		4271				327	20	36 x 40	4017
U 1000 - 1000 T	OM353.962		Double disc - Sintered 4+4	77 ->		6366				240	10	26 x 32	1768
U 1000	OM356.914/15	Chass. -> 173809		88 ->		6376	7130			310	20	36 x 40	
U 100 - U 110 - U 1000 L	OM353.940			77 -> 88		2247				250	10	26 x 32	
U 100 - U 110 - U 1000 L	OM353.940	Chass. -> 088736		77 -> 88		2402				310	10	26 x 32	
U 100 - U 110 - U 1000 L	OM353.940	Chass. 088737->		77 -> 88		2402				310	10	26 x 32	
U 125 - U 1100 L	OM353.907	Chass. -> 088736		77 -> 88		2402				310	10	26 x 32	
U 125 - U 1100 L	OM353.907	Chass. 088737->		77 -> 88		2402				310	10	26 x 32	
U 100 - U 110 T - U 1100 T	OM353.940/80	Chass. -> 166589		77 ->		2402				310	10	26 x 32	
U 100 - U 110 T - U 1100 T	OM353.940/80	Chass. -> 166589	N° of pads: 6+6	77 ->		4273				280	10	23 x 32	
U 100 - U 110 T - U 1100 T	OM353.940/80	Chass. 166590->	Double disc - Sintered 6+6	77 ->		4273				280	10	23 x 32	4274
U 100 - U 110 T - U 1100 T	OM353.940/80	Chass. -> 088736	N° of pads: 6+6	77 ->		4273				280	10	23 x 32	
U 100 - U 110 T - U 1100 T	OM353.940/80	Chass. 088737->		77 ->		2402				310	10	26 x 32	
U 1150 - U 1150 L	OM353.940	Chass. -> 166589		88 ->		2402				310	10	26 x 32	
U 1150 - U 1150 L	OM353.940	Chass. 166590->	Double disc - Sintered 6+6	88 ->		4273				280	10	23 x 32	4274
U 1200 - U 1200 T - U 1250	OM353.973/5			82 -> 88		6010	7130			330	20	36 x 40	
U 1200 - U 1200 T - U 1250	OM353.973/5	N° of pads: 8+8	Double disc	82 -> 88		4271				327	20	36 x 40	4017
U 1200 - U 1200 T - U 1250 - U 1250 L	OM356.949/55	Chass. -> 173809		88 ->		6010	7130			330	20	36 x 40	
U 1200 - U 1200 T - U 1250 - U 1250 L	OM356.949/55	N° of pads: 8+8	Double disc	88 ->		4271				327		36 x 40	4017
U 1300 L						6010	7130			330	20	36 x 40	
U 1300	OM353.973/5	Chass. -> 001570		77 -> 84		6010	7130			330	20	36 x 40	
U 1300	OM353.973/5	Chass. 001571->		77 -> 84		6010	7130			330	20	36 x 40	
U 1300	OM353.973/5	N° of pads: 8+8	Double disc	77 -> 84		4271				327	20	36 x 40	4017
U 1300	OM353.973/5		Double disc - Sintered 4+4	77 -> 84		6366				240	10	26 x 32	1768
U 1300 L	OM382.917			77 -> 88		6372	7130			350	20	36 x 40	
U 1300 - U 1300 L	OM353.973	Chass. -> 001570		77 ->		6010	7130			330	20	36 x 40	
U 1300 - U 1300 L	OM353.973	Chass. 001571->		77 ->		6010	7130			330	20	36 x 40	
U 1300 - U 1300 L	OM353.973		Double disc - Sintered 4+4	77 ->		6366				240	10	26 x 32	1768
U 1300 - U 1300 L	OM353.973	N° of pads: 8+8	Double disc	77 ->		4271				327	20	36 x 40	4017
U 1350 L	OM366.955	Chass. -> 173809		88 ->		6010	7130			330	20	36 x 40	
U 1350 L	OM366.955		Double disc - Sintered 8+8	88 ->		4533				350	20	34 x 40	4355
Unimog 1400 - 1750													
U 1400 - U 1450 - U 1600 - U 1600 L		N° of pads: 8+8	Double disc			4271				327	20	36 x 40	4017
U 1400 - U 1450 - U 1600 - U 1600 L			Double disc - Sintered 8+8			4533				350	20	34 x 40	4355
U 1400 - U 1450 - U 1500 - U 1700 - U 1700 L						6010	7130			330	20	36 x 40	
U 1400 - U 1450 - U 1450 L	OM357.912/956	Chass. -> 173809		88 ->		6010	7130			330	20	36 x 40	
U 1400 - U 1450 - U 1450 L	OM357.912/956			88 ->		6372				350	20	36 x 40	
U 1400 - U 1450 - U 1450 L	OM357.912/956			88 ->		6010				330	20	36 x 40	
U 1500 - U 1500 T - U 1500 L	OM353.958/995			77 -> 88		6010	7130			330	20	36 x 40	
U 1500 - U 1500 T - U 1500 L	OM353.958/995	N° of pads: 8+8	Double disc	77 -> 88		4271				327	20	36 x 40	4017
U 1550 L - U 1550 L/37			Double disc - Sintered 8+8			4533				350	20	34 x 40	4355
U 1550 L	OM356.955/6	Chass. -> 173809		88 ->		6372	7130			350	20	36 x 40	
U 1550 L	OM356.955/6	Chass. 173810->		88 ->		6372				350	20	36 x 40	
U 1550 L	OM356.955/6	Chass. -> 186921	Double disc - Sintered 8+8	88 ->		4533				350	20	34 x 40	4355
U 1550 L	OM356.955/6	Chass. -> 173809	N° of pads: 6+6	92 ->		6369	7130			360	20	36 x 40	
U 1550 L	OM356.955/6	Chass. 173810->	N° of pads: 6+6	92 ->		6369				360	20	36 x 40	
U 1550 L	OM356.955/6	Chass. -> 186921	Double disc - Sintered 8+8	92 ->		4533				350	20	34 x 40	4355












		 				  	E. SASSONE			Ø	Z	Spines	
U 1550 L	OM356.955/6			92 ->			6372			350	20	36 x 40	
U 1550 L	OM366.963	Chass. -> 173809		92 ->			6372	7130		350	20	36 x 40	
U 1550 L	OM366.963	Chass. 173810->		92 ->			6372			350	20	36 x 40	
U 1550 L	OM366.963	Chass. -> 186921	Double disc - Sintered 8+8	92 ->			4533			350	20	34 x 40	4355
U 1550 L	OM366.963			92 ->			6372			350	20	36 x 40	
U 1550 L	OM356.980	Chass. -> 173809	N° of pads: 6+6	88 ->			6369	7130		350	20	36 x 40	
U 1600	OM356.956/9	Chass. -> 173809		88 ->			6372	7130		350	20	36 x 40	
U 1600	OM356.956/9	Chass. 173810->		88 ->			6372			350	20	36 x 40	
U 1600	OM356.956/9			88 ->			6010			330	20	36 x 40	
U 1600	OM356.924/997	Chass. -> 173809	N° of pads: 6+6	89 ->			6369	7130		360	20	36 x 40	
U 1600	OM356.924/997	Chass. 173810->	N° of pads: 6+6	89 ->			6369			360	20	36 x 40	
U 1600	OM356.924/997	Chass. -> 186921	Double disc - Sintered 8+8	89 ->			4533			350	20	34 x 40	4355
U 1650 - U 1650 L	OM356.948/9	Chass. -> 173809		88 ->			6372	7130		350	20	36 x 40	
U 1650 - U 1650 L	OM356.948/9	Chass. 173810->		88 ->			6372			350	20	36 x 40	
U 1650 - U 1650 L	OM356.948/9			88 ->			6010	7130		330	20	36 x 40	
U 1650 - U 1650 L	OM356.948/9	N° of pads: 8+8	Double disc	88 ->			4271			327	20	36 x 40	4017
U 1650 - U 1650 L - U 1700 T - U 1750 - U 1750 L	OM356.980/997	Chass. -> 173809		88 ->			6372	7130		350	20	36 x 40	
U 1650 - U 1650 L - U 1700 T - U 1750 - U 1750 L	OM356.980/997	Chass. 173810->		88 ->			6372			350	20	36 x 40	
U 1650 - U 1650 L - U 1700 T - U 1750 - U 1750 L	OM356.980/997	Chass. -> 186921	Double disc - Sintered 8+8	88 ->			4533			350	20	34 x 40	4355
U 1700 - U 1700 L	OM382.950	Chass. -> 173809		88 ->			6372	7130		350	20	36 x 40	
U 1700 - U 1700 L	OM382.950	Chass. 173810->		88 ->			6372			350	20	36 x 40	
U 1700 - U 1700 L	OM382.950	Chass. -> 186921	Double disc - Sintered 8+8	88 ->			4533			350	20	34 x 40	4355
U 1700 - U 1700 L							6010	7130		330	20	36 x 40	
U 1700 - U 1700 L		N° of pads: 8+8	Double disc				4271			327	20	36 x 40	4017
U 1700 - U 1700 L	OM353.959	Chass. -> 002154		78 -> 88			6010	7130		330	20	36 x 40	
U 1700 - U 1700 L	OM353.959	Chass. 002155->		78 -> 88			6010	7130		330	20	36 x 40	
U 1700 - U 1700 L	OM353.959			78 -> 88			6010	7130		330	20	36 x 40	
U 1700 - U 1700 L	OM353.959	N° of pads: 8+8	Double disc	78 -> 88			4271			327	20	36 x 40	4017
Unimog 1800 - 2050													
U 1800 T			Double disc - Sintered 8+8				4533			350	20	34 x 40	4355
U 1800 T		Chass. -> 173809					6372	7130		350	20	36 x 40	
U 1800 T		Chass. 173810->					6372			350	20	36 x 40	
U 1800 - U 1800 T - U 1850 L/38 - U 1850 - U 1850 L		Chass. -> 173809	N° of pads: 6+6				6369	7130		360	20	36 x 40	
U 1800 - U 1800 T		N° of pads: 8+8	Double disc				4587			350	20	36 x 40	4355
U 1850 - U 1850 L			Double disc - Sintered 8+8				4533			350	20	34 x 40	4355
Unimog 2100 - 2450													
U 2100 - 2100 T - U 2150 - U 2150 L - U 2450 - U 2450 L	OM356.980/997	Chass. -> 173809	N° of pads: 6+6	89 ->			6369	7130		360	20	36 x 40	
U 2100 - 2100 T - U 2150 - U 2150 L - U 2450 - U 2450 L	OM356.980/997	Chass. 173810->	N° of pads: 6+6	89 ->			6369			360	20	36 x 40	
U 2100 - 2100 T - U 2150 - U 2150 L - U 2450 - U 2450 L	OM356.980/997	Chass. -> 186921	Double disc - Sintered 8+8	89 ->			4533			350	20	34 x 40	4355
U 2100 - 2100 T - U 2150 - U 2150 L - U 2450 - U 2450 L	OM356.980/997	N° of pads: 8+8	Double disc	89 ->			4587			350	20	36 x 40	4355
U 2400 TG - U 2450 L	OM356.980		N° of pads: 6+6	93 ->			6369			360	20	36 x 40	
U 2400 TG - U 2450 L	OM356.980	Chass. -> 186921	Double disc - Sintered 8+8	93 ->			4533			350	20	34 x 40	4355
Unimog 2500 - 5000													
U 3000 - U 4000	OM900.920		N° of pads: 9+9	02 ->			4586			360	18	36 x 40	
U 3000 - U 4000	OM900.920			02 ->	Y905	8991	9303	2 pcs.		362	18	36 x 40	
U 4000	OM904LA		N° of pads: 9+9	02 ->			4586			360	18	36 x 40	
U 5000	OM924.916		N° of pads: 9+9	02 ->			4586			360	18	36 x 40	
U 5000	OM924.916		160 kW	02 ->	Y905	8991	9303	2 pcs.		362	18	36 x 40	
U 5000	OM924.923		N° of pads: 9+9	02 ->			4586			360	18	36 x 40	
U 5000	OM924LA		N° of pads: 9+9	02 ->			4586			360	18	36 x 40	
U 5000	OM906.935			02 ->	Y920	8994	9318	2 pcs.		395	18	36 x 40	
VARIO													
512 D - 612 D	OM602DELA			96 ->			6124			250	26	26 x 29	
512 D - 612 D	OM602DELA			96 ->						250	26		
613 D - 615 D	OM904LA			96 ->	Y905	8991	9303	2 pcs.		362	18	36 x 40	
613 D - 615 D	OM904LA			96 ->		8991	9311			362	18	36 x 40	












		 				  			Ø	Z	Spines	
E. SASSONE												
810 DT - 812 D - 812 DT - 813 D - 815 D	OM602LADE			96 ->			6124		250	26	26 x 29	
810 DT - 812 D - 812 DT - 813 D - 815 D	OM602LADE			96 ->					250	26		
810 DT - 812 D - 812 DT - 813 D - 815 D	OM904LA			96 ->	Y905	8991	9303	2 pcs.	362	18	36 x 40	
810 DT - 812 D - 812 DT - 813 D - 815 D	OM904LA			96 ->		8991	9311		362	18	36 x 40	
812 DA	OM904LA			96 ->	Y905	8991	9303	2 pcs.	362	18	36 x 40	
812 DA	OM904LA			96 ->		8991	9311		362	18	36 x 40	
813 DA - 815 DA	OM602LADE			96 ->					250	26		
813 DA - 815 DA	OM904LA			96 ->	Y905	8991	9303	2 pcs.	362	18	36 x 40	
813 DA - 815 DA	OM904LA			96 ->		8991	9311		362	18	36 x 40	
ZETROS												
1833 A - 2733 A	OM926.935		N° of pads: 8+8	08 ->			9325		395	18	36 x 40	
206												
L 206	A60						2014		228	10	23 x 27	
L 206 D	OM615			-> 72			0455		228	24	18,3 x 20,7	
L 206 DG	OM615	Chass. -> 108506					0455		228	24	18,3 x 20,7	
L 206 DG	OM615	Chass. 108507->							215			
306												
L 306	A60						2014		228	10	23 x 27	
L 306 D	OM615			-> 72			0455		228	24	18,3 x 20,7	
L 306 D	OM615						0455		228	24	18,3 x 20,7	
L 306 DG	OM615						0455		228	24	18,3 x 20,7	
307												
L 307	A70						2097		228	24	18,3 x 20,7	
310												
310 D			n° 690 250 74 03						240	26		
311 - 312												
311 - 312							3037		280	10	28 x 35	
315												
315							1574		350	10	32 x 40	
319												
319 B	M121	Chass. -> 004861					2888		200	10	23 x 29	
319 B	M121	Chass. 004862->							228			
319 D	OM621. 636	Chass. -> 082858					2888		200	10	23 x 29	
319 D	OM621. 636	Chass. 082859->							228			
322												
322							2248		280	10	28 x 35	
322	OM352						2248	7927	280	10	28 x 35	
323												
323							3037		280	10	28 x 35	
325												
325							1574		350	10	32 x 40	
326												
326									380			
329												
L 329		Chass. 9500075->					1574		350	10	32 x 40	
LA 329							1574		350	10	32 x 40	
LA 329		Chass. 9500092->					1574		350	10	32 x 40	
LP 329		Chass. 9500032->					1574		350	10	32 x 40	
330												
330		Chass. 9500319->					1574		350	10	32 x 40	
331												
L 331		Chass. 9500062->					1574		350	10	32 x 40	
LA 331		Chass. 9500009->					1574		350	10	32 x 40	
LP 331		Chass. 9500129->					1574		350	10	32 x 40	
332												
L 332		Chass. 9500277->					1574		350	10	32 x 40	











		 				 E. SASSONE  	Ø	Z	Splines		
LA 332		Chass. 9500053->				1574		350	10	32 x 40	
333											
333								380			
334 - 335 - 336											
334 - 335 - 336								380			
337 - 354											
337 - 354						1513		350	10	32 x 40	
406											
406	OM636	Chass. -> 082858		72 -> 80		2888		200	10	23 x 29	
406	OM636	Chass. 082859->		72 -> 80				228			
408											
408	OM314					2247	7927	250	10	26 x 32	
409											
LKO 409	M121	Chass. -> 004861				2888		200	10	23 x 29	
LKO 409	M115/121	Chass. -> 145736				2014		228	10	23 x 27	
LKO 409	OM115/121	Chass. 145737 - 184086				2014		228	10	23 x 27	
LKO 409	OM115/121	Chass. 184087 - 556499				2014		228	10	23 x 27	
508											
L 508 - L 508 D - LS 508 D	OM314					2247	7926	250	10	26 x 32	
L 508 D	OM601					2838		228	10	23 x 29	
LF 508 D - LK 508 DG	OM314	Mot. 410748->				2247	7922	250	10	26 x 32	
LP 508 DG						2247	7926	250	10	26 x 32	
608											
LP 608	OM314	Mot. 410748->		63 -> 84		2247	7922	250	10	26 x 32	
709											
709,00	OM364			84 -> 98		2248	7922	280	10	28 x 35	
LP 709	OM314	Mot. 678175->		63 -> 84		2247	7922	250	10	26 x 32	
710											
710						2248		280	10	28 x 35	
711											
711	OM354.900		OE with Predamper			6071	7922	310	10	28 x 35	
711	OM904LA				Y905	8991	9303	2 pcs.	362	18	36 x 40
711	OM904LA					8991	9311		362	18	36 x 40
808											
808	OM314	Mot. 410748->				2247	7922	250	10	26 x 32	
809											
809	OM364			84 ->		2248		280	10	28 x 35	
809	OM364		for: SA24481-01	84 ->		0381		310	10	28 x 35	
LP 809	OM314	Mot. 410748->		63 -> 84		2247	7922	250	10	26 x 32	
810											
810		->Mot. 040605				2248		280	10	28 x 35	
811											
811	OM353					2248	7927	280	10	28 x 35	
811 - 811 K	OM364LA		OE with Predamper	94 -> 98		6071	7922	310	10	28 x 35	
811 - 811 K	OM904LA			96 -> 98	Y921	8991	9303	7925	362	18	36 x 40
LP 811 - LPK - LPS	OM352	Chass. -> 922885		69 -> 73		0381	7927	310	10	28 x 35	
LP 811 - LPK - LPS	OM352	Chass. 922886->		69 -> 73		0381	7927	310	10	28 x 35	
LP 811 - LPK - LPS	OM352	Chass. -> 4282707		69 -> 73		2248	7927	280	10	28 x 35	
LP 811 - LPK - LPS	OM352	Chass. 4282708->		69 -> 73		2248	7926	280	10	28 x 35	
813											
LP 813 - LPK - LPS	OM352	Chass. -> 922885		63 -> 84		0381	7927	310	10	28 x 35	
LP 813 - LPK - LPS	OM352	Chass. 922886->		63 -> 84		0381	7927	310	10	28 x 35	
LP 813 - LPK - LPS	OM352	Chass. -> 4282707		63 -> 84		2248	7927	280	10	28 x 35	
LP 813 - LPK - LPS	OM352	Chass. 4282708->		63 -> 84		2248	7926	280	10	28 x 35	
814											
814 F - K - S - L	OM366		OE with Predamper	86 -> 98		6071	7922	310	10	28 x 35	












		 				  	E. SASSONE			Ø	Z	Spines	
814 F - K - S - L	OM364LA		OE with Predamper	86 -> 98			2234	7922	330	10	28 x 35		
814 F - K - S - L	OM904LA			96 -> 98	Y921	8991	9303	7925	362	18	36 x 40		
814 F - K - S - L	OM904LA			96 -> 98	Y905	8991	9303	2 pcs.	362	18	36 x 40		
814 F - K - S - L	OM904LA			96 -> 98		8991	9311		362	18	36 x 40		
817													
817 F - K - S - LS - L	OM366A/LA		OE with Predamper	84 -> 98			2234	7922	350	10	28 x 35		
817 F - K - S - LS - L	OM366A	GBox: G4	OE with Predamper	84 -> 98			1696	7925	350	10	36 x 45		
817 F - K - S - LS - L	OM904LA			96 -> 98	Y921	8991	9303	7925	362	18	36 x 40		
911													
L - LA 911							2250	7927	295	10	28 x 35		
L - LP 911	OM352						2248	7927	280	10	28 x 35		
LA 911							3037		280	10	28 x 35		
LA - LK - LAK - LAF - LAKO - LAS - LS 911 B	OM353	Chass. -> 760271					2248	7927	280	10	28 x 35		
LA - LK - LAK - LAF - LAKO - LAS - LS 911 B	OM353	Chass. 760272->					2250	7927	295	10	28 x 35		
LP 911 B	OM352.907	Mot. 040606->		67 -> 77			2250	7927	295	10	28 x 35		
LP 911 B	OM352A			67 -> 77			0381		310	10	28 x 35		
LPK - LPS 911 B	OM353						2248	7927	280	10	28 x 35		
LT 911 B	OM353						0381	7927	310	10	28 x 35		
913													
LP - LPL - LPK - LPS 913	OM352	Chass. -> 922885		63 -> 84			0381	7927	310	10	28 x 35		
LP - LPL - LPK - LPS 913	OM352	Chass. 922886->		63 -> 84			0381	7927	310	10	28 x 35		
LP - LPL - LPK - LPS 913	OM352	Chass. -> 4282707		63 -> 84			2248	7927	280	10	28 x 35		
LP - LPL - LPK - LPS 913	OM352	Chass. 4282708->		63 -> 84			2248	7926	280	10	28 x 35		
914													
914 - AK - K - KO	OM366		OE with Predamper	84 -> 98			6071	7922	310	10	28 x 35		
914 - AK - K - KO	OM366		OE with Predamper	84 -> 98			2234	7922	330	10	28 x 35		
917													
917 - K - KO	OM904LA			96 -> 98	Y921	8991	9303	7925	362	18	36 x 40		
917 - AF - AK - K - KO	OM366A/LA		OE with Predamper	87 -> 98			2234	7922	330	10	28 x 35		
917 AK	OM366		OE with Predamper				6071	7922	310	10	28 x 35		
1013													
1013 - A - AK - K	OM353	Chass. -> 4276890		76 -> 86			2248	7926	280	10	28 x 35		
1013 - A - AK - K	OM353	Chass. 4276891->		76 -> 86			0381	7922	310	10	28 x 35		
1013 B	OM352	Chass. -> 760271					2248	7927	280	10	28 x 35		
1013 B	OM352	Chass. 760272->					2250	7927	295	10	28 x 35		
1013 B	OM352						0381	7927	310	10	28 x 35		
1013 KO - S	OM353			76 -> 84			0381	7922	310	10	28 x 35		
LP - LPL - LPK 1013	OM353	Mot. -> 678174		76 -> 84			2248	7926	280	10	28 x 35		
LP - LPL - LPK 1013	OM353	Mot. 678175->		76 -> 84			0381	7922	310	10	28 x 35		
LP - LK - LA - LPK 1013							0381		310	10	28 x 35		
1017													
1017 - A - AF - AK - AS - K - KO - F - S - LS	OM353	Chass. -> 4275350		75 -> 91			0381	7922	310	10	28 x 35		
1017 - A - AF - AK - AS - K - KO - F - S - LS	OM353	Chass. 4275351->		75 -> 91			6070	7922	330	10	28 x 35		
1017	OM353.951	Chass. 4275670->		75 -> 91			6070	7922	330	10	28 x 35		
1019													
1019 AF - F	OM401			79 -> 82			1696	7909	350	10	36 x 45		
1019 AF - F	OM401			79 -> 82			2185	7908	380	10	36 x 45		
1113													
L - LA 1113							2250	7927	295	10	28 x 35		
L - LA - LK - LP - LS 1113 B	OM358	Chass. 760272->					2250	7927	295	10	28 x 35		
L - LA - LP 1113							2248	7927	280	10	28 x 35		
L - LA - LP 1113 B	OM352A						0381		310	10	28 x 35		
L - LK - LS - LKO 1113 B	OM352/353	Chass. 760272->					2250	7927	295	10	28 x 35		
LF - LAF 1113 B	OM352/353	Chass. 922886->					0381	7927	310	10	28 x 35		
LP - LPL 1113	OM353	Mot. 678175->					0381	7922	310	10	28 x 35		
LP - LPK - LPS - LPF 1113	OM352						0381	7927	310	10	28 x 35		












		 				  	Ø	Z	Splines	
E. SASSONE										
1114										
1114 - L - A - AK - K - S	OM366		OE with Predamper	84 -> 98		6071	7922	310	10	28 x 35
1114 - L - K - S	OM366		OE with Predamper	84 -> 98		2234	7922	330	10	28 x 35
1117										
1117 - L - A - AK - K - L - LS	OM366/A		OE with Predamper	84 -> 98		2234	7922	330	10	28 x 35
1117 - L - K - S - LS	OM366	GBox: G4	OE with Predamper	84 -> 98		1696	7925	350	10	36 x 45
1117 - L - K - S	OM904LA			96 - 98	Y921	8991	9303	7925	362	18 36 x 40
1117 - L - K - S	OM904LA			96 - 98		8991	9311		362	18 36 x 40
1120										
1120 - L	OM366			84 -> 98		1696	7925	350	10	36 x 45
1120 - L	OM366LA			84 -> 98		1696	7925	350	10	36 x 45
1120 - L	OM366LA			84 -> 98		2185	7925	380	10	36 x 45
1120 AF - F - L - S - LS	OM366LA			84 -> 98		1696	7925	350	10	36 x 45
1120 S - LS	OM366LA			84 -> 98		2185	7925	380	10	36 x 45
1121										
1121 L	OM366LA					1696	7925	350	10	36 x 45
1124										
1124 AF - F	OM366LA			92 -> 98		1696	7925	350	10	36 x 45
1213										
1213 - A - K - S	OM353.943/694	Chass. -> 4696330		75 -> 86		0381	7926	310	10	28 x 35
1213 - AK - AKO - KO - K - S - A	OM353.943/694	Chass. 4696331->		75 -> 86		0381	7922	310	10	28 x 35
L - LA - LP - LS 1213	OM352					2250	7927	295	10	28 x 35
LP - LPK - LPS 1213	OM352					0381	7927	310	10	28 x 35
LP - LPK - LPS 1213	OM352	Chass. -> 760271				2250	7927	295	10	28 x 35
1214										
1214 A	OM366		OE with Predamper	84 -> 98		6071	7922	310	10	28 x 35
1216										
LP - LPK - LPS - LPKO 1216	OM324/327			69 ->		1513	7922	350	10	32 x 40
1217										
1217 - L - A - AK - AS - K - S - LS - KO	OM353	Chass. -> 4275669		73 -> 96		0381	7922	310	10	28 x 35
1217 - L - A - AK - AS - K - S - LS - KO	OM353	Chass. 4275670->		73 -> 96		6070	7922	330	10	28 x 35
1217 CA	OM366		OE with Predamper	82 -> 90		2234	7922	330	10	28 x 35
1217 KO	OM357.901		OE with Predamper	94 -> 98		2234	7922	330	10	28 x 35
1219										
1219 - K - S - A AK - F - AF	OM401			75 -> 84		1696	7909	350		36 x 45
1219 AF	OM401		PTO	75 -> 84		1669		380	10	36 x 45
1222										
1222 - A - S - AS - F	OM421/422	Chass. -> 5234953		82 -> 90		2185	7908	380	10	36 x 45
1222 - A - S - AS - F	OM421/422	Chass. 5234954->		82 -> 90		1931		420	10	36 x 45
1222	OM421		PTO	82 -> 90		1951		420	10	36 x 45
1222 - A - LA - AF - F - S - LS	OM441			89 -> 94		9269		430	10	36 x 45
1222 AF	OM421/422			82 -> 91		2185	7908	380	10	36 x 45
1224										
1224	OM366LA		OE with Predamper			6259		430	10	36 x 45
1224 AF	OM366LA	Chass. -> K062599		93 -> 96		1696	7925	350	10	36 x 45
1224 AF	OM366LA	Chass. K062600->		93 -> 96		2185	7925	380	10	36 x 45
1224 AF	OM366LA			93 -> 96		9269		430	10	36 x 45
1225										
1225 AF	OM421/422			82 -> 91		2185	7908	380	10	36 x 45
1225 AF	OM422			82 -> 91		2185		380	10	36 x 45
1226										
1226 AF	OM401.932/989		OE with Predamper	93 -> 96		6259		430	10	36 x 45
1227										
1227 A	OM401LA			92		9269		430	10	36 x 45
1227 AF - LAF	OM401LA		OE with Predamper	92		6259		430	10	36 x 45
1227 AF - LAF	OM441LA			92		9217		430	10	41 x 51












		 				 E. SASSONE			Ø	Z	Splines	
1228												
1228 F	OM421/422	Chass. -> 5234953				2185	7908		380	10	36 x 45	
1228 F	OM421/422	Chass. 5234954->				1931			420	10	36 x 45	
1231												
1231 AF	OM401LA			92 -> 96		9269			430	10	36 x 45	
1234												
1234 AF	OM401LA		OE with Predamper	92 -> 96		6259			430	10	36 x 45	
1234 AF	OM441LA			92 -> 96		9217			430	10	41 x 51	
1313												
L - LA - LP 1313		Mot. 112293->				0381			310	10	28 x 35	
L - LA - LP 1313	OM352A					0381			310	10	28 x 35	
L - LK - LS - LKO - LA - LAK - LAS 1313	OM352/353	Chass. -> 760271				2250	7927		295	10	28 x 35	
L - LK - LS - LKO - LA - LAK - LAS 1313	OM352/353	Chass. 760272->				0381	7927		310	10	28 x 35	
LF 1313	OM352/353	Chass. -> 922885				0381	7927		310	10	28 x 35	
LF 1313	OM352/353	Chass. 922886->				0381	7927		310	10	28 x 35	
LP - LPK - LPKO 1313	OM352					0381	7927		310	10	28 x 35	
LP - LPK - LPS 1313	OM352	Chass. -> 760271				2250	7927		295	10	28 x 35	
LP - LPK - LPS 1313	OM352	Chass. 760272->				0381	7927		310	10	28 x 35	
1314												
1314 - AK - K	OM366		OE with Predamper	84 -> 98		6071	7922		310	10	28 x 35	
1314 - AK - K	OM366	for: SA24493-01	OE with Predamper	84 -> 98		2234	7922		330	10	28 x 35	
1314 KO	OM356.908		OE with Predamper	84 -> 98		2234	7922		330	10	28 x 35	
1314 KO	OM356.908	for: SA33607-01		84 -> 98		1696	7925		350	10	36 x 45	
1314 KO	OM356.908	for: SA24482-03		84 -> 98		6070	7923		330	10	28 x 35	
1317												
1317	OM360Berlin					1513			350	10	32 x 40	
1317 - L - S - LS	OM366A			84 -> 98		1696	7925		350	10	36 x 45	
1317 - L - S - LS	OM366LA		OE with Predamper	84 -> 98		2234	7922		330	10	28 x 35	
1317 - L - K - KO - LS	OM904LA			96 -> 98	Y921	8991	9303	7925	362	18	36 x 40	
1317 - L - K - KO - LS	OM904LA			96 -> 98		8991	9311		362	18	36 x 40	
1317 AK - K	OM366		OE with Predamper	84 ->		6071	7922		310	10	28 x 35	
1317 AK - K	OM366A/LA		OE with Predamper	84 -> 98		2234	7922		330	10	28 x 35	
1317 KO	OM366		OE with Predamper			2234	7922		330	10	28 x 35	
1317 KO	OM357.903		OE with Predamper	94 -> 98		2234	7922		330	10	28 x 35	
LP - LPK - LPS 1317						1513			350	10	32 x 40	
LP - LPK - LPS - LPKO 1317	OM327					1513	7928		350	10	32 x 40	
LP - LPKO 1317			PTO			1513			350	10	32 x 40	
1319												
LP - LPK - LPS - LPKO 1319	OM327					1513	7928		350	10	32 x 40	
LP - LPKO 1319			PTO			1513			350	10	32 x 40	
1320												
1320 - L - S - LS	OM366/LA			84 -> 98		1696	7925		350	10	36 x 45	
1320 - L	OM366LA			84 -> 98		2185	7925		380	10	36 x 45	
1320 AK	OM366LA		OE with Predamper	92 -> 98		2234	7922		330	10	28 x 35	
1324												
1324 - L - S - LS	OM366LA			84 -> 98		2185	7925		380	10	36 x 45	
1413												
1413 - A - AK - KO	OM353	Chass. -> 469330		75 -> 84		0381	7926		310	10	28 x 35	
1413 - A - AK - KO	OM353	Chass. 469331->		75 -> 84		0381	7922		310	10	28 x 35	
1413 AKO - K	OM353			75 -> 84		0381	7922		310	10	28 x 35	
L 1413						2248			280	10	28 x 35	
L - LA - LP 1413	OM352					2250	7927		295	10	28 x 35	
1414												
1414	OM366		OE with Predamper	84 -> 91		6071	7922		310	10	28 x 35	
1414 K	OM366		OE with Predamper	84 -> 91		0381	7923		310	10	28 x 35	
1417												












		 				 E. SASSONE  			Ø	Z	Splines	
1417 - AK	OM356		OE with Predamper	89 -> 96			1696	7925	350	10	36 x 45	
1417 - AKO - KO - A - AK - K	OM353	Chass. -> 4274598		75 -> 84			0381	7922	310	10	28 x 35	
1417 - AKO - KO - A - AK - K	OM353	Chass. 4274599->		75 -> 84			6070	7922	330	10	28 x 35	
1417 C - CA - CAK - CK	OM366			84 -> 91			1696	7925	350	10	36 x 45	
1417 K	OM356		OE with Predamper	89 -> 96			1696	7925	350	10	36 x 45	
LP 1417	OM324			69 ->			1513	7922	350	10	32 x 40	
1418												
L - LS - LK - LP - LPS 1418	OM326/346						1513		350	10	32 x 40	
1419												
1419 - L - AK - AS - F - K - S - LS	OM401			75 -> 96			1696	7909	350	10	36 x 45	
1419 C - CL	OM362/366			73 -> 96			1696	7925	350	10	36 x 45	
1420												
1420 - L - LS	OM362/366			73 -> 96			1696	7925	350	10	36 x 45	
1422												
1422 - F - LS - L	OM401LA			89 -> 93			9269		430	10	36 x 45	
1422 - L - F - S - LS	OM421/422	Chass. -> 5234953		73 -> 90			2185	7908	380	10	36 x 45	
1422 - L - F - S - LS	OM421/422	Chass. 5234954->		73 -> 90			1931		420	10	36 x 45	
1422 - L - F	OM421		PTO	73 -> 90			1951		420	10	36 x 45	
1424												
1424 - L - S - LS	OM401			87 -> 96			9297		430	10	41 x 51	
1424 - L - S - LS	OM401LA			87 -> 96			9297		430	10	41 x 51	
1424 - L - F - K - S - LS	OM402			73 -> 96			2185	7908	380	10	36 x 45	
1424 F	OM366LA						9269		430	10	36 x 45	
LP - LPS 1424	OM346						1513		350	10	32 x 40	
LP - LPS 1424	OM355						1571		380	10	36 x 45	
1425												
1425 - F - L	OM421/422	Chass. -> 5234953					2185	7908	380	10	36 x 45	
1425 - F - L	OM421/422	Chass. 5234954->					1931		420	10	36 x 45	
1425 AF	OM421/422						2185	7908	380	10	36 x 45	
1425 S - LS	OM422/909	Chass. -> 5104252		73 -> 96			2185	7908	380	10	36 x 45	
1426												
1426 S - LS	OM366LA		OE with Predamper	87 -> 96			6259		430	10	36 x 45	
1427												
1427 - F - S - LS	OM401LA			93 -> 96			9297		430	10	41 x 51	
1427 - F - S - LS	OM366LA		OE with Predamper	93 -> 96			6259		430	10	36 x 45	
1428												
1428 AF	OM421/422						2185	7908	380	10	36 x 45	
1428 AF	OM422			73 -> 96			2185	7908	380	10	36 x 45	
1428 F	OM421/422	Chass. -> 5234953					2185	7908	380	10	36 x 45	
1428 F	OM421/422	Chass. 5234954->					1931		420	10	36 x 45	
1429												
1429 AF	OM442		OE with Predamper	92 -> 96			6259		430	10	36 x 45	
1431												
1431 - F	OM401.979		OE with Predamper	87 -> 96			6259		430	10	36 x 45	
1431 S	OM401LA						9297		430	10	41 x 51	
1513												
L - LA - LB - LP - LPS - LPK 1513	OM352						0381		310	10	28 x 35	
L - LA - LK - LS - LAK - LKO - LAKO 1513	OM352/353						0381	7927	310	10	28 x 35	
LP - LPK - LPS 1513	OM352/353	Chass. -> 922885					0381	7927	310	10	28 x 35	
LP - LPK - LPS 1513	OM352/353	Chass. 922886->					0381	7927	310	10	28 x 35	
1514												
1514 - L - K	OM366		OE with Predamper	84 -> 98			6071	7922	310	10	28 x 35	
1517												
1517 - L	OM366/A/LA		OE with Predamper	84 -> 98			2234	7922	330	18	28 x 35	
1517 - L - K	OM904LA			96 -> 98	Y921	8991	9303	7925	362	18	36 x 40	
1517 K	OM366LA		OE with Predamper	89 -> 98			1696	7925	350	10	36 x 45	












		 				  	E. SASSONE			Ø	Z	Splines	
L - LA - LK - LP - LS - LAK - LAS - LPK - LPS 1517	OM327/360					1513	7928	350	10	32 x 40			
LP - LPKO 1517			PTO ID: 70 - 80			1513		350	10	32 x 40			
1518													
LA - LAK 1518						1574		350	10	32 x 40			
LP 1518						1513		350	10	32 x 40			
1519													
L - LA - LK - LP - LS - LAK - LAS - LPK - LPS 1519	OM327/360					1513	7928	350	10	32 x 40			
LP - LPKO 1519			PTO ID: 70 - 80			1513		350	10	32 x 40			
1520													
1520 - L	OM366LA			84 -> 98		1696	7925	350	10	36 x 45			
1520 - L	OM366LA			84 -> 98		2185	7925	380		36 x 45			
1524													
1524 - L	OM366LA			84 -> 98		2185	7925	380		36 x 45			
1613													
1613 - L - KO	OM353	Chass. -> 4696330		73 -> 96		0381	7926	310	10	28 x 35			
1613 - L - KO	OM353	Chass. 4696331->		73 -> 96		0381	7922	310	10	28 x 35			
1613 K	OM353	Chass. -> 4188089		75 -> 84		0381	7926	310	10	28 x 35			
1613 K	OM353	Chass. 4188090->		75 -> 84		0381	7922	310	10	28 x 35			
1614													
1614	OM366		OE with Predamper	84 -> 91		6071	7922	310	10	28 x 35			
1614 K	OM366			84 -> 91		0381	7923	310	10	28 x 35			
1617													
1617 - L	OM353	Chass. -> 4188089		73 -> 96		0381	7926	310	10	28 x 35			
1617 - L	OM353	Chass. 4188090->		73 -> 96		6070	7922	330	10	28 x 35			
1617 A - AKO - K - KO	OM353			73 -> 96		0381	7926	310	10	28 x 35			
1617 AK	OM353	Chass. -> 4276220		75 -> 85		0381	7926	310	10	28 x 35			
1617 AK	OM353	Chass. 4276221->		75 -> 85		6070	7922	330	10	28 x 35			
1617 C - CL - CAK - CK - CS	OM362/366			73 -> 96		1696	7925	350	10	36 x 45			
1617 K - KO - S	OM353	Chass. -> 4188089		75 -> 85		0381	7926	310	10	28 x 35			
1617 K - KO - S	OM353	Chass. 4188090->		75 -> 85		6070	7922	330	10	28 x 35			
LP - LPKO 1617	OM360					1513	7928	350	10	32 x 40			
LP - LPKO 1617	OM360		PTO			1513		350	10	32 x 40			
1618													
1618						1571		380	10	36 x 45			
L - LK - LS 1618						1574		350	10	32 x 40			
1619													
1619						1571		380	10	36 x 45			
1619 - L - K - KO	OM401			73 -> 96		1696	7909	350	10	36 x 45			
1619 - L - K - KO - S	OM401			73 -> 96		2185	7908	380	10	36 x 45			
1619 - L - K - KO	OM401.905/914		PTO	73 -> 96		1669		380	10	36 x 45			
1619 AK - S	OM401			74 -> 82		1696	7909	350	10	36 x 45			
1619 AK	OM401		PTO	74 -> 82		1669	7909	380	10	36 x 45			
1619 C - CL	OM362/366			73 -> 96		1696	7925	350	10	36 x 45			
LP - LPKO 1619	OM360					1513	7928	350	10	32 x 40			
LP 1619			PTO			1513		350	10	32 x 40			
1620													
1620 - L	OM362/366			73 -> 96		1696	7925	350	10	36 x 45			
L - LK - LPS - LS		GBox: AK 6-80		65 ->		1571		380	10	36 x 45			
L - LP 1620		GBox: AK 6-7		-> 65									
1621													
1621						1574		350	10	32 x 40			
1621						1571		380	10	36 x 45			
L - LK - LS	OM355					1571		380	10	36 x 45			
1622													
1622 - L - AK - K - S	OM421	Chass. -> 234953		73 -> 96		2185	7908	380	10	36 x 45			
1622 - L - AK - K - S	OM421	Chass. 234954->		73 -> 96		1931	7908	420	10	36 x 45			












		 				  	Ø Z Splines					
E. SASSONE												
1623												
1623 K - L - S - AK - AS - LS	OM403						1931	7908	420	10	36 x 45	
L - LA - LP 1623							1571		380	10	36 x 45	
1624												
1624							1571		380	10	36 x 45	
1624 - L - K - L - LS	OM402			73 -> 96			2185	7908	380	10	36 x 45	
L - LA - LAK - LAS - LK - LP - LPK - LPS - LS 1624	OM355						1571		380	10	36 x 45	
LA - LAK 1624			PTO						380			
1625												
1625 - L - AK - K - S - LS	OM422	Chass. -> 5107148		73 -> 96			2185	7908	380	10	36 x 45	
1625 - L - S - LS	OM422	Chass. 5107149->		73 -> 96			2185		380	10	36 x 45	
1625 - L	OM422			73 -> 96			1931	7908	420	10	36 x 45	
1625 - L	OM422		PTO	73 -> 96			1669		380	10	36 x 45	
1626												
1626 - L AS - S - LS - AK - K	OM402			73 -> 96			2185	7908	380		36 x 45	
1626 AK - K	OM402	Chass. 4372224->	PTO	73 -> 96			1951		420		36 x 45	
LP - LPK - LPS 1626	OM402						1571		380		36 x 45	
1627												
1627 AF	OM401LA		OE with Predamper	92 -> 96			6259		430	10	36 x 45	
1628												
1628 - L	OM422			73 -> 96			2185		380	10	36 x 45	
1628 - L	OM422			73 -> 96			1931	7908	420	10	36 x 45	
1628 - L	OM421			73 -> 96			2449	7915	420	10	41 x 51	
1628 A	OM422			80 -> 89			1931	7908	420	10	36 x 45	
1628 A	OM422		PTO	80 -> 89			1939		420	10	36 x 45	
1628 S - LS	OM422			73 -> 96			1931	7908	420	10	36 x 45	
1632												
1632 - L - AS - S - LS	OM403			73 -> 96			1931	7908	420	10	36 x 45	
1632 AK - K	OM403			73 -> 82			1931	7908	420	10	36 x 45	
1632 AK - K	OM403		PTO	73 -> 82			1925		420	10	36 x 45	
1632 S - LS	OM422LA	01.1980-> for: Turbo	Double disc	73 -> 96			2446	7911	380	10	41 x 51	2446
LP 1632	OM422LA	for: Turbo	Double disc	80 ->			2446	7911	380	10	41 x 51	2446
LP - LPK - LPS	OM403						1930		420	10	36 x 45	
1633												
1633 - L - S - LS	OM422A/423			73 -> 96			2449	7915	420	10	41 x 51	
1633 - L - S - LS	OM422A/423		PTO	73 -> 96			1931		420	10	36 x 45	
1633 - L	OM421			73 -> 96			2449	7915	420	10	41 x 51	
1633												
1635 - L - K - S - LS	OM422A.		Double disc	73 -> 96			2655	7911	380	10	41 x 51	2656
1636												
1636 - L - S - LS	OM422A/423			73 -> 96			2449	7915	420	10	41 x 51	
1636 - S - LS	OM421			73 -> 96			2449	7915	420	10	41 x 51	
1638												
1638 - S - LS	OM422LA		Double disc	73 -> 96			2446	7911	380	10	41 x 51	2446
1644												
1644 - S - LS	OM442LA		Double disc	73 -> 96			6230	7911	380	10	41 x 51	6229
1717												
1717 - L - K	OM356		OE with Predamper	87 -> 96			1696	7925	350	10	36 x 45	
1717 AK	OM366.952			89 -> 94			1696	7925	350	10	36 x 45	
1717 AK	OM366.952		OE with Predamper	89 -> 94			1696	7925	350	10	36 x 45	
1719												
1719 - AK - K - S	OM401			73 -> 82			2185	7908	380	10	36 x 45	
1719 - K	OM401		PTO	73 -> 82			1669		380	10	36 x 45	
1720												
1720	OM366LA			84 -> 98			1696	7925	350	10	36 x 45	
1720 - L - S	OM356			87 -> 96			1696	7925	350	10	36 x 45	












		 				 E. SASSONE  	Ø	Z	Splines		
1720 - L	OM356		OE with Predamper	87 -> 96		1606	7925	380	10	36 x 45	
1722											
1722 - AK - K - L	OM401.979			88 -> 94		9269		430	10	36 x 45	
1722 - L - LL - AK - K - S	OM441	Chass. -> 563495		87 -> 94				400	10		
1722 - L - LL - AK - K - S	OM441	Chass. 563496->		87 -> 94		9269		430	10	36 x 45	
1724											
1724	OM366LA			84 ->		2185	7925	380	10	36 x 45	
1726											
1726 - L - LL - AK - S - LS	OM442		OE with Predamper	87 -> 96		6259		430	10	36 x 45	
1726 - L - LL - AK - S - LS	OM442		PTO	87 -> 96		1951		420	10	36 x 45	
1726 K	OM442		OE with Predamper	88 -> 94		6259		430	10	36 x 45	
1726 L - LL	OM401.978		OE with Predamper	87 -> 96		6259		430	10	36 x 45	
1727											
1727 L	OM401.978		OE with Predamper	88 -> 94		6259		430	10	36 x 45	
1727 L	OM401.978		PTO	88 -> 94		1951		420	10	36 x 45	
1729											
1729 - LS	OM442		Double disc - PTO	87 -> 96		6258		380	10	41 x 51	6257
1729 - LS	OM442		PTO	87 -> 96		1951		420	10	36 x 45	
1728 - 1729 - L - K	OM442		OE with Predamper	87 -> 96		6259		430	10	36 x 45	
1728 - 1729 - L - K	OM442			87 -> 96		9217		430	10	41 x 51	
1729 AK	OM442		OE with Predamper	88 -> 93		6259		430	10	36 x 45	
1729 S - LS	OM442		OE with Predamper	87 -> 96		6259		430	10	36 x 45	
1729 S - LS	OM442			87 -> 96		9217		430	10	41 x 51	
1729 S - LS	OM442		PTO	87 -> 96		1951		420	10	36 x 45	
1733											
1733 - L - S - SL	OM441			87 -> 96		9217		430	10	41 x 51	
1735											
1735 - L	OM442A			87 -> 96		9216		430	10	41 x 51	
1735 - L - AF	OM442.964		Double disc - PTO	87 -> 96		6258		380	10	41 x 51	6257
1735 - AF	OM442		OE with Predamper			6259		430	10	36 x 45	
1735 AK - K - L - S - LS	OM442A			87 -> 96		9216		430	10	41 x 51	
1735 AK - K - L - S - LS	OM442LA			87 -> 96		6365		400	10	41 x 51	
1735 AK - K - L - S - LS	OM442.964		Double disc - PTO	87 -> 96		6258		380	10	41 x 51	6257
1748											
1748 - L - S - LS	OM442LA	Chass. -> K 011863		87 -> 96		6365		400	10	41 x 51	
1748 - L	OM442LA	Chass. K 011864->		87 -> 96	8987	6033		430	10	41 x 51	
1748 S - LS	OM442.985		Double disc - PTO	87 -> 96		6258		380	10	41 x 51	6257
1813											
1813 6x2	OM352					2250	7927	295	10	28 x 35	
L 1813	OM352	Chass. -> 922885				0381	7927	310	10	28 x 35	
L 1813	OM352	Chass. 922886->				0381	7927	310	10	28 x 35	
L 1813	OM352A					0381		310	10	28 x 35	
1814											
1814	OM366		OE with Predamper			6071	7922	310	10	28 x 35	
1817											
L 1817	OM360					1513	7928	350	10	32 x 40	
LP 1817	OM324			69 ->		1513	7922	350	10	32 x 40	
1819											
1819 6x4 L						1513		350	10	32 x 40	
L 1819	OM360					1513	7928	350	10	32 x 40	
1820											
1820 - L	OM357.925			87 -> 96		1696	7925	350	10	36 x 45	
1820 - L	OM356		Double disc - PTO	87 -> 96		6258		380	10	41 x 51	6257
1820 AK - K	OM357.925			93 -> 96		1696	7925	350	10	36 x 45	
1820 AK	OM357.925		OE with Predamper	93 -> 96		1696	7925	350	10	36 x 45	
1824											












		 				  	E. SASSONE				
1824 - L - AK - K	OM401LA			87 -> 96		9297		430	10	41 x 51	
1827											
1827 - L	OM401.977		Double disc - PTO	87 -> 96		6258		380	10	41 x 51	6257
1827 - L	OM401LA			87 -> 96		9297		430	10	41 x 51	
1827 AK	OM401.989			92 -> 96		9297		430	10	41 x 51	
1827 S - LS	OM401.977			87 -> 96		9297		430	10	41 x 51	
1827 S - LS	OM445.936		Double disc - PTO	87 -> 96		6258		380	10	41 x 51	6257
1827 S - LS	OM401LA			87 -> 96		9297		430	10	41 x 51	
1831											
1831 - L - AK - K - S - LS	OM401LA			87 -> 96		9217		430	10	41 x 51	
1831 - L - S - LS	OM442A			87 -> 96		9216		430	10	41 x 51	
1831 - L - S - LS	OM401.979		Double disc - PTO	87 -> 96		6258		380	10	41 x 51	6257
1831 LAS	OM441LA					9297		430	10	41 x 51	
1834											
1834 - L - S - LS	OM401LA			87 -> 96		9217		430	10	41 x 51	
1838											
1838	OM402LA					8987	6033	430	10	41 x 51	
1838 - L - K - S - LS	OM402LA			87 -> 96		9216		430	10	41 x 51	
1838 - L - K - S - LS	OM402LA		for: SA033617-01	87 -> 96		8987	6033	430	10	41 x 51	
1838 - L - K - S - LS	OM402.971		Double disc - PTO	87 -> 96		6258		380	10	41 x 51	6257
1838 AK	OM402LA			92 -> 96		9216		430	10	41 x 51	
1838 AK	OM402LA		for: SA033617-01	92 -> 96		8987	6033	430	10	41 x 51	
1838 AK	OM446.927		Double disc - PTO	92 -> 96		6258		380	10	41 x 51	6257
1844											
1844	OM402LA						9216	430	10	41 x 51	
1844	OM402LA		for: SA033617-01			8987	6033	430	10	41 x 51	
1844			Double disc - PTO				6258	380	10	41 x 51	6257
1844 - L - S - LS	OM442LA	Chass. -> K011863		87 -> 96			6365	400	10	41 x 51	
1844 - L - S - LS	OM442LA	Chass. K011864->		87 -> 96		8987	6033	430	10	41 x 51	
1850											
1850 - L - LAS - S - LS	OM442LA	Chass. -> K011863		87 -> 96			6365	400	10	41 x 51	
1850 - L - LAS - S - LS	OM442LA	Chass. K011864->		87 -> 96		8987	6033	430	10	41 x 51	
1850			Double disc - PTO				6258	380	10	41 x 51	6257
1853											
1853 - L - S - LS	OM442LA	Chass. -> K011863		87 -> 96			6365	400	10	41 x 51	
1853 - L - S - LS	OM442LA	Chass. K118864->		87 -> 96		8987	6033	430	10	41 x 51	
1853 AK	OM442LA			96			9216	430	10	41 x 51	
1853 AK	OM442LA		for: SA033617-01	96		8987	6033	430	10	41 x 51	
1853 AK	OM402		for: SA25801-03	96			6365	400	10	41 x 51	
1853 AK	OM446.920		Double disc - PTO	96			6258	380	10	41 x 51	6257
1918											
L 1918 - LK							1574	350	10	32 x 40	
L 1918 - LK	OM346							380	10		
1919											
1919 - K - S	OM401			74 -> 82			2185	7908	380	10	36 x 45
1919 - K	OM401.909		PTO	74 -> 82			1669		380	10	36 x 45
1919 AK	OM401			74 -> 82			2185	7908	380	10	36 x 45
1920											
L - LA - LK - LP - LS - LPS 1920							1571		380	10	36 x 45
1921											
1921							1574		350	10	32 x 40
1921							1571		380	10	36 x 45
L 1921 - LK - LS	OM355						1571		380	10	36 x 45
1922											
1922 - AK - K - S	OM421	Chass. -> 234953		81 -> 91			2185	7908	380	10	36 x 45
1922 - AK - K - S	OM421	Chass. 234954->		81 -> 91			1931	7908	420	10	36 x 45








		 				  	E. SASSONE			Ø	Z	Spines	
1922 - AK - K - S	OM421		PTO	81 -> 91		1951		420	10	36 x 45			
1922 - AK - K - S	OM441			81 -> 91		9269		430	10	36 x 45			
1923													
L - LA - LK - LP - LS - LPS 1923						1571		380	10	36 x 45			
1924													
1924						1571		380	10	36 x 45			
L - LA - LP - LS - LK - LAK - LAS - LPS 1924	OM355					1571		380	10	36 x 45			
L - LK - LS 1924	OM355					2185	7908	380	10	36 x 45			
LP - LPS 1924			PTO					380					
1926													
1926	OM442		OE with Predamper			6259		430	10	36 x 45			
1926	OM442		PTO			1951		420	10	36 x 45			
1926 - A - AK - AS - K	OM402					2185	7908	380	10	36 x 45			
LP 1926 - LPS	OM402					1571		380	10	36 x 45			
1927													
1927 AK	OM401LA					9269		430	10	36 x 45			
1928													
1928						2185	7929	380	10	36 x 45			
1938 - L - A - AK - AS - K - LK - LS	OM422			73 -> 96		1931	7908	420	10	36 x 45			
1938 - L	OM422.905		PTO	73 -> 96		1925		420	10	36 x 45			
1928 A - AK - AS - S - LS	OM422.905/911		PTO	80 -> 91		2747		420	10	36 x 45			
1928 K - L - LK - LS	OM422		PTO	80 -> 91		1951		420	10	36 x 45			
1929													
1929 - L	OM442		OE with Predamper	87 -> 96		6259		430	10	36 x 45			
1929 - L	OM442			87 -> 96		9217		430	10	41 x 51			
1929 - L	OM442.925		Double disc - PTO	87 -> 96		6258		380	10	41 x 51	6257		
1929 A	OM422/442		OE with Predamper	88 -> 94		6259		430	10	36 x 45			
1929 A	OM443.940		Double disc - PTO	88 -> 94		6258		380	10	41 x 51	6257		
1929 AK	OM442/443A		OE with Predamper	88 -> 94		6259		430	10	36 x 45			
1929 AK	OM442/443A		Double disc - PTO	88 -> 94		6230	7911	380	10	41 x 51	6229		
1932													
1932	OM423					1931		420	10	36 x 45			
1932 - AS - AS - S - LS - AK - K	OM403			74 -> 96		1931	7908	420	10	36 x 45			
1932 AK - K	OM403.916		PTO	73 -> 82		1925		420	10	36 x 45			
LP 1932 - LPS	OM403					1930		420	10	36 x 45			
1933													
1933 - S - LS	OM422A/423			73 -> 96		2449	7915	420	10	41 x 51			
1933 - S - LS	OM422A/423		PTO	73 -> 96		1931		420	10	36 x 45			
1935													
1935	OM422		OE with Predamper			6259		430	10	36 x 45			
1935 - AK - S	OM422A		Double disc	86 -> 91		2655	7911	380	10	41 x 51	2656		
1935	OM442A			89 -> 94		9216		430	10	41 x 51			
1935 - AK - S	OM442.966		Double disc - PTO	89 -> 94		6258		380	10	41 x 51	6257		
1935 AS - K	OM442A			89 -> 94		9216		430	10	41 x 51			
1935 S - LS	OM422A		Double disc	73 -> 96		2655	7911	380	10	41 x 51	2656		
1935 S - LS	OM422A		Double disc - PTO	73 -> 96		6258		380	10	41 x 51	6257		
1936													
1936 - AK - AS - K	OM422A/423			81 -> 91		2449	7915	420	10	41 x 51			
1936 - AK - AS - K - S - LS	OM422A/423		PTO	81 -> 91		1931		420	10	36 x 45			
1936 - AK - AS - K - S - LS	OM423		Double disc	81 -> 91		2446	7911	380	10	41 x 51	2446		
1938													
1938	OM422LA		Double disc	80 -> 90		2446	7911	380	10	41 x 51	2446		
1944													
1944 - S - LS	OM442LA		Double disc	73 -> 96		6230	7911	380	10	41 x 51	6229		
1945													
1945 AK	OM442/443A		OE with Predamper	88 -> 94		6259		430	10	36 x 45			












		 				 E. SASSONE  	Ø Z Splines				
1945 AK	OM443A		Double disc	88 -> 94		6230	7911	380	10	41 x 51	6229
1945 AK	OM443.940		Double disc - PTO	88 -> 94		6258		380	10	41 x 51	6257
1948											
1948			Double disc - PTO			6258		380	10	41 x 51	6257
1948	OM442	Chass. -> K011863		88 -> 92		6365		400	10	41 x 51	
1948	OM442	Chass. K011863->	352 - 362 kW	88 -> 92	8987	6033		430	10	41 x 51	
1948 AK	OM442		Double disc			6230	7911	380	10	41 x 51	6229
1953											
1953	OM442					6365		400	10	41 x 51	
2020											
2020 L	OM366LA			84 -> 98		1696	7925	380	10	36 x 45	
L - LA - LB - LAB 2220	OM344					1571		380	10	36 x 45	
LPS 2020						1571		380	10	36 x 45	
2023											
LPS 2023						1571		380	10	36 x 45	
2024											
2024						1571		380	10	36 x 45	
2024 - AK - K	OM401LA			93 -> 96		9297		430	10	41 x 51	
2024 AK	OM401LA					9269		430	10	36 x 45	
2024 L	OM366LA			84 -> 98		2185	7925	380	10	36 x 45	
LPS 2024	OM355					1571		380	10	36 x 45	
2025											
2025 S	OM422					2185	7908	380	10	36 x 45	
2026											
2026 S	OM402					2185	7908	380	10	36 x 45	
2027											
2027 AK	OM401LA			93 -> 96		9297		430	10	41 x 51	
2028											
2028 A	OM422			80 -> 89		1931	7908	420	10	36 x 45	
2028 A	OM422.907		PTO	80 -> 89		1925		420	10	36 x 45	
2028 LS	OM422			80 -> 89		1931	7908	420	10	36 x 45	
2031											
2031 - A - AS - S	OM401LA		OE with Predamper	92 -> 96		6259		430	10	36 x 45	
2031 - A - AS - S	OM401.979		Double disc - PTO	92 -> 96		6258		380	10	41 x 51	6257
2031 K	OM401LA					9217		430	10	41 x 51	
2032											
2032 6x2	OM423					1931		420	10	36 x 45	
2032 S	OM403			75 -> 83		1931	7908	420	10	36 x 45	
LPS 2032	OM403					1930		420	10	36 x 45	
2033											
2033 LS	OM422A		Double disc	81 -> 87		2446	7911	380	10	41 x 51	2446
2033 LS	OM422A/423			81 -> 87		2449	7915	420	10	41 x 51	
2035											
2035 S - LS	OM422A		Double disc	73 -> 96		2655	7911	380	10	41 x 51	2656
2036											
2036 A	OM442.950			80 -> 89		1931	7908	420	10	36 x 45	
2036 LS	OM422A/423			84 -> 91		2449	7915	420	10	41 x 51	
2038											
2038 - AS - S	OM402LA			91 -> 96		9216		430	10	41 x 51	
2038 - AS - S	OM402LA		for: SA033617-01	91 -> 96	8987	6033		430	10	41 x 51	
2038 - AS - S	OM402.971		Double disc - PTO	91 -> 96		6258		380	10	41 x 51	6257
2044											
2044 - S	OM442LA	Chass. -> K011863		92 -> 96		6365		400	10	41 x 51	
2044 - S	OM442LA	Chass. K011864->		92 -> 96	8987	6033		430	10	41 x 51	
2044 AS	OM440.970		Double disc - PTO			6258		380	10	41 x 51	6257
2050											












		 				  	E. SASSONE			Ø	Z	Spines	
2050 - S	OM442	Chass. -> K011863		91 -> 96		6365		400	10	41 x 51			
2050 - S	OM442	Chass. K011864->		91 -> 96		8987	6033	430	10	41 x 51			
2050 - S	OM442LA		for: SA33613-03	91 -> 96		6365		400	10	41 x 51			
2219													
2219 - K - KO	OM401.925			76 -> 87		1696	7909	350	10	36 x 45			
2219 - K - KO	OM401.925		PTO	76 -> 87		1669		380	10	36 x 45			
2219 - L	OM362/366			73 -> 96		1696	7909	350	10	36 x 45			
2219 - L	OM401.923		PTO	73 -> 96		1669		380	10	36 x 45			
2219 C - CL	OM362/366			73 -> 96		1696	7925	350	10	36 x 45			
LP - LPB 2219			PTO			1513		350	10	32 x 40			
LP - LPK 2219	OM360					1513	7928	350	10	32 x 40			
2220													
2220 - L	OM362/366			73 -> 96		1696	7925	350	10	36 x 45			
2222													
2222 - K	OM421	Chass. -> 234953		82 -> 91		2185	7908	380	10	36 x 45			
2222 - K	OM421	Chass. 234954->		82 -> 91		1931	7908	420	10	36 x 45			
2222 - K	OM421		PTO	82 -> 91		1951		420	10	36 x 45			
2222 - L	OM421.905			73 -> 96		1931	7908	420	10	36 x 45			
2222 - L	OM421	Chass. -> 234953		73 -> 96		2185	7908	380	10	36 x 45			
2222 - L	OM421	Chass. 234954->		73 -> 96		1931	7908	420	10	36 x 45			
2222 - L	OM421		PTO	73 -> 96		1951		420	10	36 x 45			
2222 - L	OM441			73 -> 96		1931	7908	420	10	36 x 45			
2222 B	OM421			82 -> 91		1931	7908	420	10	36 x 45			
2222 B	OM421		PTO	82 -> 91		1931	7908	420	10	36 x 45			
2223													
LP 2223	OM355					1571		380	10	36 x 45			
LP 2223	OM355		PTO ID: 80 - 90					380	10				
2224													
2224	OM402/403			76 -> 82		2185	7908	380	10	36 x 45			
2224	OM402.928		PTO	76 -> 82		1951		420	10	36 x 45			
2224 B	OM402			75 -> 84		1951	7908	420	10	36 x 45			
2224 B	OM402		1976 ->	75 -> 84		1951	7908	420	10	36 x 45			
2224 B	OM402.914		PTO	75 -> 84		1951		420	10	36 x 45			
2224 B	OM403			75 -> 84		1931	7908	420	10	36 x 45			
2224 K - S	OM402			76 -> 82		2185	7908	380	10	36 x 45			
2224 K	OM402.927		PTO	76 -> 82		1669		380	10	36 x 45			
LP 2224						1930		420	10	36 x 45			
LP - LPB - LPK - LPS 2224						1571		380	10	36 x 45			
LP - LPB - LPS 2224			PTO					380					
2225													
2225	OM422	Chass. -> 5107148		85 -> 91		2185	7908	380	10	36 x 45			
2225	OM422	Chass. 5107149->		85 -> 91		2185		380	10	36 x 45			
2225 B	OM422			83 -> 91		1931		420	10	36 x 45			
2225 B	OM421		PTO	83 -> 91		1951		420	10	36 x 45			
2226													
2226 - L	OM402			75 -> 96		2185	7908	380	10	36 x 45			
LP - LPB - LPK - LPS 2226	OM402							380					
LPB 2226			PTO ID: 110					380					
2228													
2228	OM422			79 -> 91		1931	7908	420	10	36 x 45			
2228 S	OM421/422			79 -> 91		2449	7915	420	10	41 x 51			
2228 S	OM422			79 -> 91		1931	7908	420	10	36 x 45			
2228 - L	OM422			73 -> 96		1931	7908	420	10	36 x 45			
2228 - L	OM422.905		PTO	73 -> 96		2747		420	10	36 x 45			
2232													
2232 - L	OM402/403					2185	7908	380	10	36 x 45			












		 				  	E. SASSONE			Ø	Z	Splines	
2232	OM423					1931			420	10	36 x 45		
2232 - L - S - LS	OM403			73 -> 96		1931	7908		420	10	36 x 45		
LP 2232	OM403					1571			380	10	36 x 45		
LP 2232	OM403		PTO ID: 110			2118			420	10	41 x 51		
LP - LPL - LPK - LPS 2232	OM403					1930			420	10	36 x 45		
2233													
2233 - L	OM422A/423			73 -> 96		2449	7915		420	10	41 x 51		
2233 - L	OM422A/423		PTO	73 -> 96		1931			420	10	36 x 45		
2233 S	OM422A/423			80 -> 87		2449	7915		420	10	41 x 51		
2233 S	OM423		Double disc	80 -> 87		2446	7911		380	10	41 x 51	2446	
2235													
2235 - L - K - S - LS	OM422A		Double disc	73 -> 96		2655	7911		380	10	41 x 51	2656	
2235 - L - K - S - LS	OM422A		PTO	73 -> 96		2747			420	10	36 x 45		
2236													
2236	OM422			82 -> 91		1931	7908		420	10	36 x 45		
2236 - S	OM422A/423			82 -> 91		2449	7915		420	10	41 x 51		
2236	OM422A/423		PTO	82 -> 91		1931			420	10	36 x 45		
2238													
2238 - L - S	OM422LA		Double disc	73 -> 96		2446	7911		380	10	41 x 51	2446	
2244													
2244 - L - S	OM442LA		Double disc	73 -> 96		6230	7911		380	10	41 x 51	6229	
2327													
2327 L		Chass. K 017132->				9297			430	10	41 x 51		
2420													
2420 - L	OM356			87 -> 96		1696	7925		350	10	36 x 45		
2422													
2422 - L - B - K	OM401LA			87 -> 96		9269			430	10	36 x 45		
2425													
2425	OM422	Chass. -> 5107148		85 -> 91		2185	7908		380	10	36 x 45		
2425	OM422	Chass. 5107149->		85 -> 91		2185			380	10	36 x 45		
2426													
2426 - B - L	OM441/442		OE with Predamper	87 -> 96		6259			430	10	36 x 45		
2426 - B - L	OM442		PTO	87 -> 96		1951			420	10	36 x 45		
2427													
2427 - L	OM401LA		OE with Predamper	87 -> 96		6259			430	10	36 x 45		
2427 B	OM401LA			90 -> 94		9269			430	10	36 x 45		
2428													
2428	OM422			73 -> 96		1931	7908		420	10	36 x 45		
2428	OM422.905		PTO	73 -> 96		1925			420	10	36 x 45		
2429													
2429	OM442		OE with Predamper			6259			430	10	36 x 45		
2429	OM442		PTO			1951			420	10	36 x 45		
2429	OM422/442		OE with Predamper			6259			430	10	36 x 45		
2429			Double disc - PTO			6258			380	10	41 x 51	6257	
2429 - K	OM442		OE with Predamper	88 -> 94		6259			430	10	36 x 45		
2429 - K	OM442			88 -> 94		9217			430	10	41 x 51		
2429 - K	OM442.925		Double disc - PTO	88 -> 94		6258			380	10	41 x 51	6257	
2429 - L - S - LS	OM442		OE with Predamper	87 -> 96		6259			430	10	36 x 45		
2429 - L - S - LS	OM442			87 -> 96		9217			430	10	41 x 51		
2431													
2431	OM401LA			87 -> 96		9217			430	10	41 x 51		
2431	OM401.979		Double disc - PTO	87 -> 96		6258			380	10	41 x 51	6257	
2433													
2433	OM422A/423			80 -> 96		2449	7915		420	10	41 x 51		
2433	OM441/442		OE with Predamper			6259			430	10	36 x 45		
2433	OM442A					2449	7915		420	10	41 x 51		












		 				  	E. SASSONE			Ø	Z	Spines	
2433	OM441					2446				380	10	41 x 51	
2433	OM442		PTO ID: 4/121			1951				420	10	36 x 45	
2433 - L - K - S - LS	OM441LA			87 -> 96		9217				430	10	41 x 51	
2433 - L - K - S - LS	OM441.986		Double disc - PTO	87 -> 96		6258				380	10	41 x 51	6257
2433 L	OM441/442		OE with Predamper	87 -> 96		6259				430	10	36 x 45	
2434													
2434 L	OM441LA		OE with Predamper	87 -> 96		6259				430	10	36 x 45	
2435													
2435 - L - K - S - LS	OM442A			87 -> 96		9216				430	10	41 x 51	
2435 - L - K - S - LS	OM442.966		Double disc - PTO	87 -> 96		6258				380	10	41 x 51	6257
2438													
2438	OM422LA		Double disc	73 -> 96		2446	7911			380	10	41 x 51	2446
2448													
2448 - L - LS - S	OM442LA	Chass. -> K011863		87 -> 96		6365				400	10	41 x 51	
2448 - L - LS - S	OM442LA	Chass. K011864->	353 - 362 kW	87 -> 96		8987	6033			430	10	41 x 51	
2522													
2522 L	OM441			87 -> 96		9269				430	10	36 x 45	
2524													
2524	OM401LA					9217				430	10	41 x 51	
2524 - K	OM401LA			92 -> 96		9297				430	10	41 x 51	
2524 - L	OM401LA			87 -> 96		9269				430	10	36 x 45	
2524 - L	OM401LA			87 -> 96		9297				430	10	41 x 51	
2527													
2527 - B - K - L	OM401LA			93 -> 96		9297				430	10	41 x 51	
2527 - B - K - L	OM401.980		Double disc - PTO	93 -> 96		6258				380	10	41 x 51	6257
2527 L	OM401LA					9297				430	10	41 x 51	
2527 L	OM401LA		OE with Predamper			6259				430	10	36 x 45	
2527 L	OM401LA		PTO	92 -> 96		1951				420	10	36 x 45	
2527 L	OM401LA			92 -> 96		9269				430	10	36 x 45	
2527 L	OM401LA			92 -> 96		9297				430	10	41 x 51	
2528													
2528 A	OM422.907		PTO	80 -> 91		2747				420	10	36 x 45	
2528 AK	OM422.907		PTO	80 -> 91		1951				420	10	36 x 45	
2529													
2529	OM443A		OE with Predamper			6259				430	10	36 x 45	
2529			Double disc - PTO			6258				380	10	41 x 51	6257
2531													
2531 - L - B	OM401LA			87 -> 96		9217				430	10	41 x 51	
2531 - L - B			PTO	87 -> 96		1951				420	10	36 x 45	
2531 - L - B				87 -> 96		9269				430	10	36 x 45	
2531 - L - B				87 -> 96		9269				430	10	36 x 45	
2531 - L - B	OM401.979		Double disc - PTO	87 -> 96		6258				380	10	41 x 51	6257
2534													
2534 - L - K - S - LS	OM441/LA			87 -> 96		9217				430	10	41 x 51	
2534 - L - K - S - LS	OM441/LA			87 -> 96		9297				430	10	41 x 51	
2535													
2535 L	OM442A					9216				430	10	41 x 51	
2536													
2536 AK	OM442.950		PTO	81 -> 91		1931				420	10	36 x 45	
2538													
2538 - L - K - LK	OM402LA			91 -> 96		9216				430	10	41 x 51	
2538 - L - K - LK			for: SA033617-01	91 -> 96		8987	6033			430	10	41 x 51	
2538 - L - K - LK	OM402.971		Double disc - PTO	91 -> 96		6258				380	10	41 x 51	6257
2538 S - LS	OM402LA			91 -> 96		9216				430	10	41 x 51	
2538 S - LS	OM402LA		for: SA033617-01	91 -> 96		8987	6033			430	10	41 x 51	
2544													












		 				 E. SASSONE  			Ø	Z	Splines	
2544 - L	OM442LA	Chass. -> K011863		92 -> 96			6365		400	10	41 x 51	
2544 - L	OM442LA	Chass. K011864->		92 -> 96		8987	6033		430	10	41 x 51	
2544 - LS - S	OM440.970			88 -> 96			9216		430	10	41 x 51	
2544 A - K - L - S - LS	OM440	Chass. -> K011863					6365		400	10	41 x 51	
2544 A - K - L - S - LS	OM440	Chass. K011864->				8987	6033		430	10	41 x 51	
2544 A - K - L - S - LS	OM442LA		OE with Predamper				6259		430	10	36 x 45	
2544 A - K - L - S - LS			Double disc - PTO				6258		380	10	41 x 51	6257
2544 S - LS	OM440	Chass. -> K011863		92 -> 96			6365		400	10	41 x 51	
2544 S - LS	OM440	Chass. K011864->	320 kW	92 -> 96		8987	6033		430	10	41 x 51	
2550												
2550	OM402LA						9216		430	10	41 x 51	
2550	OM402LA		for: SA033617-01			8987	6033		430	10	41 x 51	
2550			Double disc - PTO				6258		380	10	41 x 51	6257
2550	OM442.997			87 -> 96			9216		430	10	41 x 51	
2550	OM442.997		Double disc - PTO	87 -> 96			6258		380	10	41 x 51	6257
2550 - L - S - LS	OM442LA	Chass. -> K011863		87 -> 96			6365		400	10	41 x 51	
2550 - L	OM442LA	Chass. K011864->		87 -> 96		8987	6033		430	10	41 x 51	
2550 - L	OM440.971		Double disc - PTO	87 -> 96			6258		380	10	41 x 51	6257
2550 K	OM440.971			87 -> 96			9216		430	10	41 x 51	
2550 K	OM440.971			87 -> 96		8987	6033		430	10	41 x 51	
2553												
2553 - L - S - LS	OM442LA	Chass. -> K011863		87 -> 96			6365		400	10	41 x 51	
2553 - L - S - LS	OM442LA	Chass. K011864->		87 -> 96		8987	6033		430	10	41 x 51	
2553 K	OM402LA						9216		430	10	41 x 51	
2553 LS	OM442LA	Chass. -> K011863					6365		400	10	41 x 51	
2553 LS	OM442LA	Chass. K011864->				8987	6033		430	10	41 x 51	
2620												
2620 L - LA - LB - LAB	OM346						1571		380	10	36 x 45	
2623												
L - LA - LB - LAB - LH - LP 2623	OM355						1571		380	10	36 x 45	
2624												
2624							1571		380	10	36 x 45	
L - LA - LAB - LAS - LB - LK - LS - LAK - 2624			PTO						380			
L - LA - LAB - LAS - LB - LK - LS - LAK - 2624	OM355						1571		380	10	36 x 45	
LK - L - LS 2624	OM355						2185	7929	380	10	36 x 45	
2626												
2626 - K - S - A - AK - AS	OM402			75 -> 81			2185		380	10	36 x 45	
2626 - K - S - A - AK - AS	OM402			75 -> 81			1951	7908	420	10	36 x 45	
2626 AB - B	OM402	Chass. -> 4372223		74 -> 80			2185	7908	380	10	36 x 45	
2626 AB - B	OM402	Chass. 4372224->		74 -> 80			1951	7908	420	10	36 x 45	
2626 AB	OM402		PTO	74 -> 80			1951		420	10	36 x 45	
2628												
2628 - A - AS - B - K - S	OM422			80 -> 91			1931	7908	420	10	36 x 45	
2628 - A - AS - B - K - S	OM422.905		PTO	80 -> 91			2747		420	10	36 x 45	
2628 A	OM443.940	GBox: ZF 16S-160	PTO	90 -> 91			1669		380	10	36 x 45	
2628 AK	OM422			80 -> 91			1931	7908	420	10	36 x 45	
2628 AK	OM422		Double disc	80 -> 91			2446	7911	380	10	41 x 51	2446
2628 AK	OM422.913		PTO	80 -> 91			2747		420	10	36 x 45	
L - LK - LS 2628							1931	7908	420	10	36 x 45	
2629												
2629 - A - AK - AS - B - K - S	OM442		OE with Predamper	88 -> 94			6259		430	10	36 x 45	
2629 - A - AS - B - K - S	OM442			88 -> 94			9217		430	10	41 x 51	
2629 - A - AK	OM442			88 -> 94			9216		430	10	41 x 51	
2629 - A - AS - B - K -S	OM442.925		Double disc - PTO	88 -> 94			6258		380	10	41 x 51	6257
2631												
2631 - A - AK - AS - B - S	OM401/441			92 -> 96			9217		430	10	41 x 51	












		 				  	E. SASSONE			Ø	Z	Spines	
2631 - A - AK - AS - B - S	OM401		Double disc - PTO	92 -> 96		6258		380	10	41 x 51	6257		
2631 K	OM401LA		OE with Predamper	88 -> 94		6259		430	10	36 x 45			
2632													
2632 - A - AK - AS - K - S	OM403			74 -> 83		1931	7908	420	10	36 x 45			
2632 - A - AK - AS - K - S	OM403		PTO	74 -> 83		1951		420	10	36 x 45			
2632 - A - AK - AS - K - S	OM413			74 -> 83		1939	7908	420	10	36 x 45			
2633													
2633 - S	OM422A/423			82 -> 87		2449	7915	420	10	41 x 51			
2633 - S	OM422A/423		PTO	82 -> 87		1931		420	10	36 x 45			
2633 - S	OM422LA		Double disc	82 -> 87		2446	7911	380	10	41 x 51	2446		
2634													
2634 - S	OM401/441			92 -> 96		9217		430	10	41 x 51			
2634	OM401		Double disc - PTO	92 -> 96		6258		380	10	41 x 51	6257		
2635													
2635	OM442LA	Chass. -> K011863		88 -> 94		6365		400	10	41 x 51			
2635	OM442LA	Chass. K011864->		88 -> 94	8987	6033		430	10	41 x 51			
2635	OM442A			88 -> 94		9216		430	10	41 x 51			
2635	OM442.964		Double disc - PTO	88 -> 94		6258		380	10	41 x 51	6257		
2635 - A - AK - AS - S	OM422A		Double disc	86 -> 91		2655	7911	380	10	41 x 51	2656		
2635 - A - AK - AS - S	OM422A		PTO	86 -> 91		2747		420	10	36 x 45			
2635 - A - AK - AS - S	OM422A		Double disc - PTO	86 -> 91		6258		380	10	41 x 51	6257		
2635 A - AK - AS - K - S	OM442A			88 -> 94		9216		430	10	41 x 51			
2635 A - AK - AS - K - S	OM442A		Double disc	88 -> 94		6289		400	10	41 x 50	6290		
2635 A - AK - AS - K - S	OM440.970		Double disc - PTO	88 -> 94		6258		380	10	41 x 51	6257		
2635 - AK - L	OM442/442A		OE with Predamper			6259		430	10	36 x 45			
2635 - AK - L	OM442/442A					9216		430	10	41 x 51			
2635 - AK - L	OM442/442A		Double disc - PTO			6258		380	10	41 x 51	6257		
2636													
2636 - A - AK - AS - K - S	OM422A/423			81 -> 91		2449	7915	420	10	41 x 51			
2636 - A - AK - AS - K - S	OM422A/423		PTO	81 -> 91		1931		420	10	36 x 45			
2636 - A - AK - AS - K - S	OM422LA		Double disc	81 -> 91		2446	7911	380	10	41 x 51	2446		
2637													
2637	OM402					9216		430	10	41 x 51			
2637	OM402					6365		400	10	41 x 51			
2637	OM402		for: SA033617-01		8987	6033		430	10	41 x 51			
2638													
2638 - L - LK - LS		for South America		91 -> 96	Y900	8990	9239		400	18	45 x 50	6130	
2638 - L - AK - AS - K - S	OM402LA			91 -> 96		9216		430	10	41 x 51			
2638 - L - AK - AS - K - S	OM402LA		for: SA033617-01	91 -> 96	8987	6033		430	10	41 x 51			
2638 - L - AK - AS - K - S	OM402		Double disc	91 -> 96		6289		400	10	41 x 50	6290		
2638 - L - AK - AS - K - S	OM402.971		Double disc - PTO	91 -> 96		6258		380	10	41 x 51	6257		
2638 A - LA	OM402.975			91 -> 96		9216		430	10	41 x 51			
2638 A - LA	OM402.975		Double disc	91 -> 96		6289		400	10	41 x 50	6290		
2638 A - LA	OM440.970		Double disc	91 -> 96		6289		400	10	41 x 50	6290		
2638 AK	OM402LA			92 -> 96		9216		430	10	41 x 51			
2638 AK	OM402LA		for: SA033617-01	92 -> 96	8987	6033		430	10	41 x 51			
2638 AK	OM402		Double disc	92 -> 96		6289		400	10	41 x 50	6290		
2638 AK	OM402.975		Double disc - PTO	92 -> 96		6258		380	10	41 x 51	6257		
2638 - S	OM422LA		Double disc	81 -> 86		2446	7911	380	10	41 x 51	2446		
2644													
2644 - L - S	OM440	Chass. -> K011863	Double disc	92 -> 96		6289		400	10	41 x 50	6290		
2644 - L - S	OM440	Chass. K011864->		92 -> 96	8987	6033		430	10	41 x 51			
2644 - K - AK	OM402					9216		430	10	41 x 51			
2644 - K - AK	OM402		for: SA033617-01		8987	6033		430	10	41 x 51			
2644 - K - AK	OM402					6365		400	10	41 x 51			
2644 A	OM440.970			92 -> 96		9216		430	10	41 x 51			












		 				 E. SASSONE  	Ø	Z	Splines	
2644 A	OM440.970		for: SA033617-01	92 -> 96		8987 6033	430	10	41 x 51	
2644 A	OM440.970		Double disc	92 -> 96		6289	400	10	41 x 50	6290
2644 AK						9216	430	10	41 x 51	
2644 AK						6365	400	10	41 x 51	
2644 AK	OM442LA		OE with Predamper			6259	430	10	36 x 45	
2644 AK	OM442LA					9216	430	10	41 x 51	
2644 S	OM442LA		Double disc	85 -> 90		6230 7911	380	10	41 x 51	6229
2645										
2645 AS	OM442.989			90 -> 96		9216	430	10	41 x 51	
2648										
2648 AK	OM440.973			90 -> 94		9216	430	10	41 x 51	
2648 AS - K	OM442LA		OE with Predamper	88 -> 94		6259	430	10	36 x 45	
2648 S - LS	OM440	Chass. -> K011863		88 -> 92		6365	400	10	41 x 51	
2648 S - LS	OM440	Chass. K011864->		88 -> 92	8987	6033	430	10	41 x 51	
2648 S	OM442LA			88 -> 92		6365	400	10	41 x 51	
2648 S - AS - AK	OM442LA					9216	430	10	41 x 51	
2650										
2650			Double disc - PTO			6258	380	10	41 x 51	6257
2650 - L - S	OM442	Chass. -> K011863		92 -> 96		6365	400	10	41 x 51	
2650 - L - S	OM442	Chass. K011864->		92 -> 96	8987	6033	430	10	41 x 51	
2650 - L - S	OM442LA		for: SA33613-03	92 -> 96		6365	400	10	41 x 51	
2650 - K - S - AK	OM402					9216	430	10	41 x 51	
2650 - K - S - AK	OM402		for: SA033617-01		8987	6033	430	10	41 x 51	
2650 A - AS	OM442		OE with Predamper			6259	430	10	36 x 45	
2650 A - AS	OM442					9216	430	10	41 x 51	
2650 K	OM442.997					9216	430	10	41 x 51	
2653										
2653 AK - K - S						9216	430	10	41 x 51	
2653 AK - K - S						6365	400	10	41 x 51	
3025										
3025 B - K	OM422.920			85 -> 87		1931 7908	420	10	36 x 45	
3025 B - K	OM422.920		PTO	85 -> 87		1951	420	10	36 x 45	
3028										
3028 B	OM422.919			85 -> 87		1931 7908	420	10	36 x 45	
3028 B	OM422.919		PTO	85 -> 87		1951	420	10	36 x 45	
3028 K	OM422.919			85 -> 87		1931 7908	420	10	36 x 45	
3028 K	OM422.919		PTO	85 -> 87		1951	420	10	36 x 45	
3028	OM422			80 -> 91		1931 7908	420	10	36 x 45	
3033										
3033	OM422A			82 -> 87		2449 7915	420	10	41 x 51	
3035										
3035 K			PTO			6257	380	10	41 x 51	
3036										
3036 - K	OM422A/423			81 -> 91		2449 7915	420	10	41 x 51	
3036 - K	OM422LA		Double disc	81 -> 91		2446 7911	380	10	41 x 51	2446
3038										
3038	OM422LA		Double disc	81 -> 86		2446 7911	380	10	41 x 51	2446
3050										
3050 - S	OM442LA			94 -> 96		9216	430	10	41 x 51	
3053										
3053 - A	OM442LA					9216	430	10	41 x 51	
3228										
3228 B - K	OM422			87 -> 91		1931 7908	420	10	36 x 45	
3228 B - K	OM422		PTO	87 -> 91		2747	420	10	36 x 45	
3229										
3229 - B - K	OM441.442		OE with Predamper	89 -> 94		6259	430	10	36 x 45	












		 				  	Ø			Z	Splines		
E. SASSONE													
3231													
3231 L	OM401LA			87 -> 96			9217		430	10	41 x 51		
3233													
3233 - B	OM441A/LA						1931	7908	420	10	36 x 45		
3233 - B	OM441A/LA		PTO				2747		420	10	36 x 45		
3233 B - K	OM441.982						9217		430	10	41 x 51		
3234													
3234 B - K	OM441LA			92 -> 96			9217		430	10	41 x 51		
3234 B	OM441.988		PTO	92 -> 96			6257		380	10	41 x 51		
3235													
3235	OM442A			88 -> 92			9216		430	10	41 x 51		
3235	OM442A			88 -> 92			6365		400	10	41 x 51		
3235	OM442A		Double disc - PTO	88 -> 92			6258		380	10	41 x 51	6257	
3235 - L	OM442A			87 -> 96			9216		430	10	41 x 51		
3235													
3235 K	OM442A		01.1988->	87 -> 92			9216		430	10	41 x 51		
3235 K	OM442A		01.1988->	87 -> 92			6365		400	10	41 x 51		
3235 K	OM442A			87 -> 92			1931	7908	420	10	36 x 45		
3235 K	OM442A		Double disc - PTO	87 -> 92			6258		380	10	41 x 51	6257	
3235 K	OM442A		PTO	87 -> 92			2747		420	10	36 x 45		
3238													
3238 - L	OM402LA			90 -> 96			9216		430	10	41 x 51		
3238 - L	OM402LA		for: SA033617-01	90 -> 96		8987	6033		430	10	41 x 51		
3238 - L	OM442LA		for: SA/W25801/03	90 -> 96			6365		400	10	41 x 51		
3238 - L	OM402LA		Double disc - PTO	90 -> 96			6258		380	10	41 x 51	6257	
3244													
3244	OM402LA			94 -> 96			9216		430	10	41 x 51		
3244	OM402LA		for: SA033617-01	94 -> 96		8987	6033		430	10	41 x 51		
3244	OM402LA		Double disc - PTO	94 -> 96			6258		380	10	41 x 51	6257	
3248													
3248	OM442LA	Chass. -> K011863		87 -> 96			6365		400	10	41 x 51		
3248	OM442LA	Chass. K011864->		87 -> 96		8987	6033		430	10	41 x 51		
3250													
3250 L	OM442LA	Chass. -> K011863		87 -> 96			6365		400	10	41 x 51		
3250 L	OM442LA	Chass. K011864->		87 -> 96		8987	6033		430	10	41 x 51		
3250	OM442LA			87 -> 96			6365		400	10	41 x 51		
3250	OM442LA			87 -> 96			6033		430	10	41 x 51		
3253													
3253 - L	OM446.933			96			9216		430	10	41 x 51		
3253 - L	OM446.933			96		8987	6033		430	10	41 x 51		
3253 - L	OM446.933		Double disc - PTO	96			6258		380	10	41 x 51	6257	
3255													
3255	OM442LA	Chass. -> K011863		87 -> 96			6365		400	10	41 x 51		
3255	OM442LA	Chass. K011864->		87 -> 96		8987	6033		430	10	41 x 51		
3328													
3328	OM422			80 -> 91			1931	7908	420	10	36 x 45		
3328	OM422		PTO	80 -> 91			2747		420	10	36 x 45		
3328	OM422		PTO	80 -> 91			1669		380	10	36 x 45		
3328 B - K	OM422			82 -> 87			1931	7908	420	10	36 x 45		
3328 B - K	OM422		Double disc	82 -> 87			2655	7911	380	10	41 x 51	2656	
3328 B - K	OM422		PTO	82 -> 87			2747		420	10	36 x 45		
3332													
3332	OM403						1931	7908	420	10	36 x 45		
3333													
3333 - K - B	OM422A/423			82 -> 91			2449	7915	420	10	41 x 51		
3333 - K - B	OM422LA		Double disc	82 -> 91			2446	7911	380	10	41 x 51	2446	










		 				  	Ø	Z	Splines		
E. SASSONE											
3335											
3335	OM422A		Double disc	86 -> 91		2655	7911	380	10	41 x 51	2656
3335	OM422A		PTO	86 -> 91		6257		380	10	41 x 51	
3335	OM423			86 -> 91		1931	7908	420	10	36 x 45	
3335 A	OM422A		Double disc	86 -> 91		2655	7911	380	10	41 x 51	2656
3335 A	OM422A		PTO	86 -> 91		2747		420	10	36 x 45	
3336											
3336	OM442A			82 -> 91		1931	7908	420	10	36 x 45	
3336	OM442A	GBox: ZF 16S-160	PTO	82 -> 91		1669		380	10	36 x 45	
3336 - A - AK - B - K - S	OM422A/423			82 -> 91		2449	7915	420	10	41 x 51	
3336 - A - AK - B - K - S	OM422LA		Double disc	82 -> 91		2446	7911	380	10	41 x 51	2446
3336 - A - AK - B - K - S	OM422LA			82 -> 91		1931		420	10	36 x 45	
3338											
3338	OM422LA		Double disc	81 -> 86		2446	7911	380	10	41 x 51	2446
3344											
3344 - S	OM442		Double disc			6230	7911	380	10	41 x 51	6229
3528											
3528 - B - K	OM422			82 -> 89		1931	7908	420	10	36 x 45	
3528 - B - K	OM422		Double disc	82 -> 89		2655	7911	380	10	41 x 51	2656
3528 - B - K	OM422.919		PTO	82 -> 89		2747		420	10	36 x 45	
3529											
3529	OM442		OE with Predamper	88 -> 94		6259		430	10	36 x 45	
3534											
3534 K	OM441.988			93 -> 96		9217		430	10	41 x 51	
3534 K	OM441.988		PTO	93 -> 96		6257		380	10	41 x 51	
3535											
3535 - K - A			PTO			2747		420	10	36 x 45	
3535	OM442.964			88 -> 94		9216		430	10	41 x 51	
3535	OM442.964		OE with Predamper	88 -> 94		6259		430	10	36 x 45	
3535 AK	OM423/442			87 -> 90		1931	7908	420	10	36 x 45	
3535 AK	OM442		Double disc	87 -> 90		2655	7911	380	10	41 x 51	2656
3535 AK	OM442		PTO	87 -> 90		2747		420	10	36 x 45	
3535 AK	OM442	GBox: ZF16S-160	PTO	87 -> 90		1669		380	10	36 x 45	
3535 AK - B - K - S	OM442A			88 -> 94		9216		430	10	41 x 51	
3535 AK - B - K - S	OM442A		PTO	88 -> 94		6257		380	10	41 x 51	
3535 AK - K	OM402.982			91 -> 94		9216		430	10	41 x 51	
3535 AK - K	OM402.982		Double disc	91 -> 94		6289		400	10	41 x 50	6290
3535 AK - K	OM402.982		PTO	91 -> 94		6257		380	10	41 x 51	
3535 B			PTO			6257		380	10	41 x 51	
3535 K	OM423/442			87 -> 89		1931	7908	420	10	36 x 45	
3535 K	OM442A	01.1988->	PTO	87 -> 89		2747		420	10	36 x 45	
3535 K	OM442		Double disc	87 -> 89		2655	7911	380	10	41 x 51	2656
3535 K - L	OM442A		OE with Predamper	87 -> 96		6259		430	10	36 x 45	
3535 K - L	OM442A			87 -> 96		9216		430	10	41 x 51	
3536											
3536 K - S	OM422A/423			82 -> 91		2449	7915	420	10	41 x 51	
3536 K - S	OM422LA		Double disc	82 -> 91		2446	7911	380	10	41 x 51	2446
3536 S			PTO			1931		420	10	36 x 45	
3538											
3538 - AK - K	OM440.970			91 -> 96		9216		430	10	41 x 51	
3538 - AK - K	OM440.970		for: SA33613	91 -> 96	8987	6033		430	10	41 x 51	
3538 - AK - K	OM440.970		PTO	91 -> 96		6257		380	10	41 x 51	
3538	OM402LA		OE with Predamper			6259		430	10	36 x 45	
3538	OM402LA					9216		430	10	41 x 51	
3538	OM442A					6365		400	10	41 x 51	
3538 AK						9216		430	10	41 x 51	












		 				 E. SASSONE  		Ø	Z	Splines	
3538 AK						6365		400	10	41 x 51	
3544											
3544	OM442LA		Double disc	73 -> 96		6230	7911	380	10	41 x 51	6229
3544	OM440	Chass. -> K011863		92 -> 96		6365		400	10	41 x 51	
3544	OM440	Chass. K011863->		92 -> 96	8987	6033		430	10	41 x 51	
3544 AK - K	OM402LA			91 -> 96		9216		430	10	41 x 51	
3544 AK - K	OM402LA		for: SA033617-01	91 -> 96	8987	6033		430	10	41 x 51	
3544 AK - K	OM442LA		PTO	91 -> 96		6257		380	10	41 x 51	
3548											
3548 - K - S	OM402LA			92 -> 96		9216		430	10	41 x 51	
3548	OM442LA		OE with Predamper			6259		430	10	36 x 45	
3548	OM442LA					9216		430	10	41 x 51	
3548	OM402LA		PTO			6257		380	10	41 x 51	
3548 S	OM440	Chass. -> K011863				6365		400	10	41 x 51	
3548 S	OM440	Chass. K011863->			8987	6033		430	10	41 x 51	
3550											
3550	OM442		OE with Predamper	88 ->		6259		430	10	36 x 45	
3550	OM442		PTO	88 ->		6257		380	10	41 x 51	
3550	OM442LA			92 -> 96		9216		430	10	41 x 51	
3550 - S	OM442	Chass. -> K011863		92 -> 96		6365		400	10	41 x 51	
3550 - S	OM442	Chass. K011864->		92 -> 96	8987	6033		430	10	41 x 51	
3550 - K - S	OM442LA			91 -> 96		9216		430	10	41 x 51	
3550 - K - S	OM442LA		for: SA033617-01	91 -> 96	8987	6033		430	10	41 x 51	
3550 S	OM442LA			92 -> 96		9216		430	10	41 x 51	
3553											
3553 S	OM442LA			92 ->		9216		430	10	41 x 51	
3636											
3636	OM422LA		Double disc			2446	7911	380	10	41 x 51	2446
3636	OM422LA		PTO			1931		420	10	36 x 45	
3636 AK	OM422A/423					2449	7915	420	10	41 x 51	
3636 AK	OM422LA		PTO			1931		420	10	36 x 45	
3836											
3836 AK	OM423.907		PTO	81 -> 91		1931		420	10	36 x 45	
3844											
3844 - S	OM442		Double disc			6230	7911	380	10	41 x 51	6229
4044											
4044 S	OM442		Double disc			6230	7911	380	10	41 x 51	6229
4435											
4435 - K	OM442A					9216		430	10	41 x 51	
4435 - K	OM402LA		PTO			6257		380	10	41 x 51	
4436											
4436 AK	OM422A/423					2449	7915	420	10	41 x 51	
4436 AK	OM422LA		Double disc			2446	7911	380	10	41 x 51	2446
4436 AK	OM422LA		PTO			1931		420	10	36 x 45	
4445											
4445	OM442A					1931	7908	420	10	36 x 45	
4445	OM442	GBox: ZF16S-160	PTO			1669		380	10	36 x 45	
4635											
4635	OM442A					9216		430	10	41 x 51	
4635	OM442A		OE with Predamper			6259		430	10	36 x 45	
4635	OM442A					9216		430	10	41 x 51	
4644											
4644	OM442LA		OE with Predamper			6259		430	10	36 x 45	
4644	OM442LA					9216		430	10	41 x 51	
4645											
6545	OM442A					1931	7908	420	10	36 x 45	




		 				  	E. SASSONE			Ø	Z	Spines	
6545	OM442A	GBox: ZF16S-160				1669		380	10	36 x 45			
6545	OM443A		OE with Predamper			6259		430	10	36 x 45			
6545	OM443A					9216		430	10	41 x 51			
4648													
4648	OM442LA		OE with Predamper			6259		430	10	36 x 45			
4648	OM442LA					9216		430	10	41 x 51			
4844													
4844 - K	OM442LA			91 -> 94		9216		430	10	41 x 51			
4844 - K	OM442LA		for: SA033617-01	91 -> 94	8987	6033		430	10	41 x 51			
4844 - K	OM442LA		PTO	91 -> 94		6257		380	10	41 x 51			
4844 - K	OM442		Double disc	91 -> 94		6230	7911	380	10	41 x 51	6229		
4850													
4850	OM442LA					9216		430	10	41 x 51			
4850	OM442LA		for: SA033617-01		8987	6033		430	10	41 x 51			
4850	OM442LA		PTO			6257		380	10	41 x 51			
4850	OM443A		OE with Predamper			6259		430	10	36 x 45			
4850	OM443A					9216		430	10	41 x 51			
4853													
4853	OM442LA					9216		430	10	41 x 51			
4853	OM442LA		for: SA033617-01		8987	6033		430	10	41 x 51			
4853	OM442LA		PTO			6257		380	10	41 x 51			
5035													
5035	OM442A		OE with Predamper			6259		430	10	36 x 45			
5035	OM442A					9216		430	10	41 x 51			
5038													
5038 - AK	OM442LA					9216		430	10	41 x 51			
5038 - AK	OM442LA		for: SA033617-01		8987	6033		430	10	41 x 51			
5038 - AK	OM442LA		PTO			6257		380	10	41 x 51			
5248													
5248 K	OM440	Chass. -> K011863				6365		400	10	41 x 51			
5248 K	OM440	Chass. K011864->			8987	6033		430	10	41 x 51			
MERCEDES BENZ													
BUS													
100 Bus (631)													
88 -> 96													
D 53 kW - 55 kW	OM616.963			90 ->		2896		228	23	23 x 26			
SPRINTER													
95 -> 06													
214	M111.979			95 -> 06		2897		240	26	26,5 x 29			
208 D	OM601.943			95 -> 00		6043		228	26	26,5 x 28,9			
210 D	OM602LA			97 -> 00				250	26				
210 D	OM602LA			97 -> 00		6124		250	26	26 x 29			
212 D	OM602LA			95 -> 00				250	26				
212 D	OM602LA			95 -> 00		6124		250	26	26 x 29			
SPRINTER													
95 -> 06													
314 - 314 4x4	M111.979			95 -> 06		2897		240	26	26,5 x 29			
308 D	OM601.943			95 -> 00		6043		228	26	26,5 x 28,9			
310 D - 312 D 2.9 - 312 D 2.9 4x4	OM602LA			97 -> 02				250	26				
310 D - 312 D 2.9 - 312 D 2.9 4x4	OM602LA			97 -> 02		6124		250	26	26 x 29			
SPRINTER													
96 -> 06													
414	M111.979			96 -> 06		2897		240	26	26,5 x 29			
414	M111.979		for: SA 504097/03	96 -> 06				250	26				
T2/LN1 Bus													
87 -> 92													
O 609 D	OM364			87 -> 92		2248	7919	280		28 x 35			
O 611 D	OM364			87 -> 92		0381	7919	310		28 x 35			
O 614 D	OM354/364			87 -> 92		0381	7919	310		28 x 35			
VARIO Bus													
96 ->													
O 812 - O 814	OM602LADE			96 ->		6124		250	26	26 x 29			












										Ø	Z	Spines	
E. SASSONE													
O 812 - O 814	OM602LADE			96 ->						250	26		
O 812 - O 814	OM904LA			96 ->	Y905	8991	9303	2 pcs.		362	18	36 x 40	
O 812 - O 814	OM904LA			96 ->		8991	9311			362	18	36 x 40	
O 815	OM904/923		for: Medio 815	96 ->			9303			362	18	36 x 40	
811													
LPO 811	OM352	Mot. 393781 ->		69 -> 73			2248	7927		280	10	28 x 35	
LPO 811	OM352	Mot. 678174		69 -> 73			2248	7926		280	10	28 x 35	
LPO 811	OM352	Mot. 678175->		69 -> 73			2248	7922		280	10	28 x 35	
LPO 811	OM352	-> Mot. 393780		69 -> 73			0381	7927		310	10	28 x 35	
813													
LPO 813	OM352	Mot. 393781 ->		69 ->			2248	7927		280	10	28 x 35	
LPO 813	OM352	Mot. 678174		69 ->			2248	7926		280	10	28 x 35	
LPO 813	OM352	Mot. 678175->		69 ->			2248	7922		280	10	28 x 35	
LPO 813	OM352	-> Mot. 393780		69 ->			0381	7927		310	10	28 x 35	
O 301													
85 -> 87													
O 301	OM366		OE with Predamper	86 -> 87			6071	7922		310	10	28 x 35	
O 301	OM366A		OE with Predamper	86 -> 87			2234	7922		330	10	28 x 35	
O 302													
64 -> 75													
O 302	OM352						2250	7927		295	10	28 x 35	
O 302	OM352	Chass. 005442 - 025406					0381	7927		310	10	28 x 35	
O 302	OM352	Chass. 025407->					0381	7927		310	10	28 x 35	
O 302	OM360	Chass. 002235->					1513	7928		350	10	32 x 40	
O 302	OM327						1513	7928		350	10	32 x 40	
O 302	OM352.993/980	Chass. 005 442->		64 -> 75			0381			310	10	28 x 35	
O 302	OM360.916/986			69 -> 74			1513			350	10	32 x 40	
O 302	OM327						1513	7928		350	10	32 x 40	
O 302	OM360	Chass. 797910->					1513	7928		350	10	32 x 40	
O 303													
74 -> 92													
O 303	OM421						9329			420	10	36 x 45	
O 303	OM422	Chass. -> 039682					9329	7908		420	10	36 x 45	
O 303	OM422	Chass. 39683->					9329			420	10	36 x 45	
O 303	OM441						9297			430	10	41 x 51	
O 303	OM442						9216			430	10	41 x 51	
O 303	OM401		OE with Predamper	74 -> 83			1696	7909		350	10	36 x 45	
O 303	OM421	Chass. -> 053213	OE with Predamper	80 -> 89			1606			380	10	36 x 45	
O 303	OM421	Chass. 053214->		80 -> 89			9329	7908		420	10	36 x 45	
O 303	OM441			80 -> 92			9269			430	10	36 x 45	
O 303	OM421	Chass. -> 053213	OE with Predamper	80 -> 92			1606	7908		380	10	36 x 45	
O 303	OM421	Chass. 053214->		80 -> 92			9329	7908		420	10	36 x 45	
O 303	OM421 - 422			85 -> 89			9329			420	10	36 x 45	
O 303	OM402		OE with Predamper	75 -> 83			1606	7908		380	10	36 x 45	
O 303	OM441.950/953			87 -> 92			9297			430	10	41 x 51	
O 303	OM442		OE with Predamper	87 -> 92		8983	6259			430	10	36 x 45	
O 303	OM403			80 -> 87			9329	7908		420	10	36 x 45	
O 303	OM422.963	Chass. -> 036733		80 -> 87			9329	7908		420	10	36 x 45	
O 303	OM422.963	Chass. 036734->		80 -> 87			9329			420	10	36 x 45	
O 303	OM442.954/961			87 -> 92			9216			430	10	41 x 51	
O 305													
74 -> 92													
O 305	OM407						1951	7908		420	10	36 x 45	
O 305	OM360	Chass. 002085->					1711			380	10	32 x 40	
O 305	OM407.905/955						1951	7908		420	10	36 x 45	
O 305	OM360						1711			380	10	32 x 40	
O 307													
73 -> 87													
O 307	OM407	Chass. -> 000051					1951	7908		420	10	36 x 45	
O 307	OM407	Chass. 000052 - 004702					2185	7908		380	10	36 x 45	
O 307	OM407	Chass. 004703->					1951	7908		420	10	36 x 45	












		 				 E. SASSONE  	Ø	Z	Splines			
O 307	OM407.905/955						1951	7908	420	10	36 x 45	
O 309 68 -> 89												
O 309 D	OM615 - 616						2014		228	10	23 x 27	
O 309 D	OM314	Mot. 678175->					2247	7922	250	10	26 x 32	
O 309 D	OM353	Chass. -> 346882	OE with Predamper				2248	7922	280	10	28 x 35	
O 309 D	OM353	Chass. 346883->					2248	7922	280	10	28 x 35	
O 311												
O 311							3037		280	10	28 x 35	
O 317 58 -> 76												
O 317	OM326 - 346	->Mot. 053185					1571		380	10	36 x 45	
O 319												
O 319 B	OM121	Chass. -> 004861					2888		200	10	23 x 29	
O 319 D	OM621 - 636						2888		200	10	23 x 29	
O 320												
O 320		Chass. -> 3500318					1574		350	10	32 x 40	
O 321												
O 321 H - HL	OM321 - 322						2248		280	10	28 x 35	
O 322												
O 322							2248		280	10	28 x 35	
O 330												
O 330	OM442		OE with Predamper				6259		430	10	36 x 45	
O 340 91 -> 95												
O 340							9216		430	10	41 x 51	
O 340	OM441.994/995		250 kW	91 -> 95		8983	9297		430	10	41 x 51	
O 340	OM402.984/985			92 -> 95			9216		430	10	41 x 51	
O 345 (CONECTO) 01 ->												
O 345 - Euro 1	OM447HA						9297		430	10	41 x 51	
O 345 - Euro 2	OM449HLA						9297		430	10	41 x 51	
O 345 - Euro 2	OM447HLA						9297		430	10	41 x 51	
CONECTO C - H - M - UE	OM906			01 ->		8983	9297		430	10	41 x 51	
CONECTO C - H - UE	OM457			01 ->		8983	9216		430	10	41 x 51	
O 350 (TOURISMO) 94 ->												
Tourismo RHD	OM457						9297		430	10	41 x 51	
O 350	OM441LA					8983	9297		430	10	41 x 51	
O 350	OM402LA					8983	9216		430	10	41 x 51	
Tourismo	OM446.938			95 ->			9216		430	10	41 x 51	
Tourismo	OM446.938	Chass. -> 1038/99		95 ->		8983	9216		430	10	41 x 51	
Tourismo RHD - SHD	OM457.944		260 - 310 kW	03 ->		8987	9216		430	10	41 x 51	
O 402 85 -> 91												
O 402	OM366		OE with Predamper	86 -> 91			6071	7922	310	10	28 x 35	
O 402	OM366A		OE with Predamper	86 -> 91			2234	7922	330	10	28 x 35	
O 403 95 -> 96												
O 403	OM441LA					8983	9216		430	10	41 x 51	
O 403	OM402LA						9216	7995	430	10	41 x 51	
O 404 91 -> 99												
O 404	OM441LA					8983	9269		430	10	36 x 45	
O 404						8987	6033	7995	430	10	41 x 51	
O 404							9297		430	10	41 x 51	
O 404	OM441			91 -> 92		8983	9269		430	10	36 x 45	
O 404	OM442		OE with Predamper	91 -> 92			6259		430	10	36 x 45	
O 404	OM401LA			91 -> 99			9297		430	10	41 x 51	
O 404	OM441LA	Chass. -> 069374	OE with Predamper	91 -> 99			6259		430	10	36 x 45	
O 404	OM441LA	Chass. 069375->		91 -> 99			9297		430	10	41 x 51	
O 404	OM446.938			94 -> 99		8993	9216		430	10	41 x 51	
O 404	OM402LA			91 -> 99			9216		430	10	41 x 51	
O 405 84 ->												












		 				 E. SASSONE  	Ø Z Splines				
O 405	OM447					9329		420	10	36 x 45	
O 405	OM427 - 447		OE with Predamper			1951		420	10	36 x 45	
O 405	OM427 - 447	GBox: DB 3/60-S4				1951	7908	420	10	36 x 45	
O 405	OM427 - 447	GBox: ZF S4-90	OE with Predamper			1951	7908	420	10	36 x 45	
O 405 G - GN - GTD	OM427.907/911		OE with predamper	85 ->		6382		420	10	41 x 50	
O 407 87 -> 01											
O 407	OM447		OE with Predamper			1951		420	10	36 x 45	
O 407	OM447.906/908		OE with predamper			6382		420	10	41 x 50	
O 407	OM447.990		OE with predamper			6382		420	10	41 x 50	
O 407	OM447.990					1951		420	10	36 x 45	
O 407	OM447.990					1931		420	10	36 x 45	
O 407	OM447.985/991	for: TELMA-Bremse				1931		420	10	36 x 45	
O 407	OM447.985/991					9329		420	10	36 x 45	
O 408 89 -> 98											
O 408	OM447.908/912		OE with predamper			6382		420	10	41 x 50	
O 408	OM447.992		OE with predamper			6382		420	10	41 x 50	
O 408	OM447.992					1951		420	10	36 x 45	
O 408	OM447.992					1931		420	10	36 x 45	
O 408	OM447.987/993	for: TELMA-Bremse				1931		420	10	36 x 45	
O 408	OM447.987/993					9329		420	10	36 x 45	
O 408	OM447		OE with Predamper			1951		420	10	36 x 45	
O 408	OM447					9329		420	10	36 x 45	
O 510 (TOURINO) 00 ->											
Tourino	OM906.939/962			03 ->		8994	9318		395	18	31,1 x 40,6
O 530 (CITARO) 98 ->											
Citaro L	OM909.901/930	Chass. -> 099808		99 ->							
Citaro L	OM909.901/930	Chass. 099809->		99 ->							
Citaro L	OM457					9297		430	10	41 x 51	
Citaro L	OM906					9297		430	10	41 x 51	
Citaro N	OM906.931			98 ->		9297		430	10	41 x 51	
Citaro N	OM906.931			98 ->		9297		430	10	41 x 51	
Citaro N	OM906.931			98 ->		9297		430	10	41 x 51	
Citaro N	OM906.931	Chass. -> 099808		98 ->		9297		430	10	41 x 51	
Citaro N	OM906.931	Chass. 099809->		98 ->		9216		430	10	41 x 51	
Citaro N	OM906.931	Chass. 099809->		98 ->		9216		430	10	41 x 51	
Citaro N	OM906.931	Chass. 099809->		98 ->		9216		430	10	41 x 51	
Citaro N	OM906			98 ->		9297		430	10	41 x 51	
Citaro N	OM906.962/963	Chass. -> 099808		99 ->							
Citaro N	OM906.962/963	Chass. 099809->		99 ->							
Citaro N	OM457			98 ->		9297		430	10	41 x 51	
Citaro N	OM906			98 ->		9297		430	10	41 x 51	
Citaro N	OM909.921	Chass. -> 099808		98 ->							
Citaro N	OM909.921	Chass. 099809->		98 ->							
Citaro N - Citaro MUE	OM457.934/973			98 ->		9297		430	10	41 x 51	
Citaro N - Citaro MUE	OM457.934/973			98 ->		9297		430	10	41 x 51	
Citaro N - Citaro MUE	OM457.934/973			98 ->		9297		430	10	41 x 51	
Citaro N - Citaro MUE	OM457.934/973	Chass. -> 099808		98 ->		9297		430	10	41 x 51	
Citaro N - Citaro MUE	OM457.934/973	Chass. 099809->		98 ->		9216		430	10	41 x 51	
Citaro N - Citaro MUE	OM457.934/973	Chass. 099809->		98 ->		9216		430	10	41 x 51	
Citaro N - Citaro MUE	OM457.934/973	Chass. 099809->		98 ->		9216		430	10	41 x 51	
Citaro N - Citaro MUE	OM906			98 ->		9297		430	10	41 x 51	
O 550 (INTEGRO) 96 ->											
O 550	OM447hLA	GBox: ZF 6F-85			Y922	8983	9269	7995	430	10	36 x 45
Integro L	OM441LA	GBox: G04/160		06 ->		8987	9297		430	10	41 x 51
Integro - Integro M	OM457LA			06 ->			9297		430	10	41 x 51
INTOURO 05 ->											



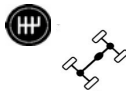







		 				 E. SASSONE			Ø	Z	Splines	
Intouro - E - M - ME	OM457.965			05 ->		8994	9318		395	18	31,1 x 40,6	
O 580 (TRAVEGO)												
	99 ->											
O 580-15 RH/RHD	OM457.936/961			99 ->		8987	9216		430	10	41 x 51	
O 580-15 RH/RHD	OM502			99 ->			9216		430	10	41 x 51	
O 580-16 RHD - O 580-17 RHD	OM542.966			99 ->		8987			430			
O 580-16 RHD - O 580-17 RHD	OM457			99 ->			9216		430	10	41 x 51	
O 580-16 RHD - O 580-17 RHD	OM502			99 ->			9216		430	10	41 x 51	
O 608												
LPO 608	OM314	Mot. 410748->		69 -> 77			2247	7922	250	10	26 x 32	
O 709												
LPO 709		Mot. 678175 ->		77 -> 84			2247	7922	250	10	26 x 32	
O 812												
O 812 D Vario	OM602LADE			96 ->			6124		250	26	26 x 29	
O 812 D Vario	OM602LADE			96 ->					250	26		
O 812 D Vario	OM904LA			96 ->			9303		362	18	36 x 40	
O 812 D Vario	OM904LA			96 ->			9311		362	18	36 x 40	
O 814												
O 814 - O 814 L	OM364LA		OE with Predamper	84 -> 98			6071	7922	310	10	28 x 35	
O 814 - O 814 LO	OM366		OE with Predamper	84 -> 98			6071	7922	310	10	28 x 35	
O 814 - O 814 LO	OM366		OE with Predamper	84 -> 98			2234	7922	330	10	28 x 35	
O 817												
817 LO	OM904LA		125 kW	96 -> 98	Y921	8991	9303	7925	362	18	36 x 40	
817 O - 817 LO	OM366A		OE with Predamper	84 -> 98			2234	7922	330	10	28 x 35	
O 914												
O 914	OM366		OE with Predamper				6071	7922	310	10	28 x 35	
O 914	OM366		OE with Predamper				2234	7922	330	10	28 x 35	
O 1114												
O 1114 - O 1114 L	OM366		OE with Predamper	84 -> 98			6071	7922	310	10	28 x 35	
675.273 675.073/074 675.274												
O 1117												
1117 LO	OM904LA		125 kW	96 -> 98	Y921	8991	9303	7925	362	18	36 x 40	
1117 O - 1117 LO	OM366.971		OE with Predamper				1696	7925	350	10	36 x 45	
O 1120												
1120 O - 1120 LO	OM366LA			84 -> 98			1696	7925	350	10	36 x 45	
1120 O - 1120 LO	OM366LA			84 -> 98			2185	7925	380	10	36 x 45	
O 3500												
O 3500 - O 3500 S							3037		280	10	28 x 35	
O 5500												
O 5500							1574		350	10	32 x 40	
O 6600												
O 6600		Chass. 0154/54->					1574		350	10	32 x 40	
OF Series												
	83 ->											
OF 1113							0381	7927	310	10	28 x 35	
OF 1113 (358)							2248		B	10	28 x 35	
OF 1113 B							0381		310	10	28 x 35	
OF 1313	OM352	Chass. -> 922885					0381	7927	310	10	28 x 35	
OF 1313	OM352	Chass. 922886->					0381	7927	310	10	28 x 35	
OF 1313							2250		295	10	28 x 35	
OF 1317	OM327 - 360	Chass. 797910->					1513	7928	350	10	32 x 40	
OF 1413	OM352	Chass. -> 922885					0381	7927	310	10	28 x 35	
OF 1413	OM352	Chass. 922886->					0381	7927	310	10	28 x 35	
OF 1417	OM360	Chass. -> 797909					1513	7928	350	10	32 x 40	
OF 1417	OM327 - 360	Chass. 797910->					1513	7928	350	10	32 x 40	
OF 1617	OM360	Chass. 797910->					1513	7928	350	10	32 x 40	
OF 1621	OM360A						1711		380	10	32 x 40	
OH Series												












		 				  	E. SASSONE			Ø	Z	Spines	
OH 1416	OM366A					1696	7925	350	10	36 x 45			
OH 1417	OM366					1696	7925	350	10	36 x 45			
OH 1417	OM366A					1696	7925	350	10	36 x 45			
OH 1622 - L	OM421	Chass. -> 6 901320	OE with Predamper			1606		380	10	36 x 45			
OH 1622 - L	OM421	Chass. 6 901321->				9329		420	10	36 x 45			
OH 1625 - L	OM422					9329		420	10	36 x 45			
OH 1627 L	OM422		OE with Predamper			6259		430	10	36 x 45			
OH 1628 - L	OM422					9329		420	10	36 x 45			
OH 1634 L	OM442A	Chass. -> Z 902592				8983	9216	430	10	41 x 51			
OH 1634 L	OM442A	Chass. Z 902593->					9216	430	10	41 x 51			
OP 311 - OP 330													
OP 311						3037		280	10	28 x 35			
OP 312						2248		280	10	28 x 35			
OP 315 - OP 330						1574		350	10	32 x 40			
MITSUBISHI													
BUS													
L 300 Bus													
80 -> 87													
1.6 - 1.8 4WD	4G32 - 4G62			81 -> 87		2839		200	20	23 x 29			
1.6 (LO32P)				79 -> 80		2839		200	20	23 x 29			
2.0 4WD	4G63(SOHC8V)			86 -> 87				215	23				
2.3 D	4D55			83 -> 86		2871		225	23	23 x 26			
2.3 D	4D55			83 -> 86		9134		225	23	23 x 26			
L 300 Bus													
86 ->													
1.6	4G32			86 ->		2839		200	20	23 x 29			
2.0	G63B			86 ->				215	23				
2.0 4WD	4G63(SOHC8V)			86 ->		2871		225	23	23 x 26			
2.4 4WD	G64B	80 kW		86 -> 90		2871		225	23	23 x 26			
2.4 4WD	4G64	82 kW		90 ->		2871		225	23	23 x 26			
2.5 D	4D56(8V)			86 ->		9134		225	23	23 x 26			
2.5 TD 4WD	4D56T			88 ->		9134		225	23	23 x 26			
MZKT													
LKW													
LKW	Deutz	GBox: ZF 16S-251				8996		7999	430				
NEOPLAN													
BUS													
CENTROLINER													
98 ->													
N 4426/3L	D2866LOH	GBox: ZF 5 HP 602				8996	6295	7995	430	10	41 x 51		
CITYLINER													
73 ->													
Cityliner	MAND2538MTA					1615		420	10	36 x 45			
Cityliner	MAND2866LXO					9329		420	10	36 x 45			
Cityliner	OM402LA		Double disc			6230		380	10	41 x 51	6229		
Cityliner N 1116	D2866/76LOH	GBox: ZF 8S-180	301 - 338 kW			8996	6295	7995	430	10	41 x 51		
N 1216 - 1217 - 1218 HD	D2066LOH	GBox: GO 210-6		06 ->	Y909	8996	9297	2 pcs.	430	10	41 x 51		
N 1216 - 1217 - 1218 HD	D2066LOH	GBox: AS-Tronic		06 ->			9216	7988	430	10	41 x 51		
N1216 HDC	D2066LUH03	GBox: AS-Tronic		06 ->			9216	7988	430	10	41 x 51		
N1216 HDC	D2066LUH03	GBox: AS-Tronic		06 ->			9216	7987	430	10	41 x 51		
N1216 HDC	D2676LOH02	GBox: AS-Tronic		06 ->			9297	7988	430	10	41 x 51		
CLUBSTAR													
Clubstar	OM366		OE with Predamper				6071	7922	310	10	28 x 35		
EUROLINER													
98 ->													
N 3312 K/U - N3313 U	OM501LA	GBox: ZF 6S-1600				8996	6295	7995	430	10	41 x 51		
N 3316 KL - N 3316 UL	D2866LUH25	GBox: ZF 6S-1600	265 kW			8996	6295	7995	430	10	41 x 51		
N 3316 U - N 3316 K	D2866LUH30	GBox: ZF 6S-1600	301 kW			8996	6295	7995	430	10	41 x 51		
JETLINER													
73 ->													
Jetliner	MAND2538MTA					1615		420	10	36 x 45			
N 209 - N 212 Jetliner	D2066LOH07	GBox: AS-Tronic				9216	7988	430	10	41 x 51			
N 209 - N 212 Jetliner	D2066LOH07	GBox: AS-Tronic				9216	7987	430	10	41 x 51			












		 				 E. SASSONE  	Ø	Z	Splines		
N 209 - N 212 Jetliner	D2066LUH07	GBox: AS-Tronic				9216	7988	430	10	41 x 51	
N 209 - N 212 Jetliner	D2066LUH07					9216	7987	430	10	41 x 51	
MEGALINER											
	93 ->										
Megaliner	MAND2866LXO			93 ->		9329		420	10	36 x 45	
Megaliner	OM442LA		Double disc	93 ->		6289	7995	400	10	41 x 50	6290
N 113 - N 116											
N 113	OM402LA				Y916	8996	9216	7995	430	10	41 x 51
N 113	OM441LA					8999	9216	7995	430	10	41 x 51
N 116	OM403						1931	7908	420	10	36 x 45
N 116	OM403						9329	7908	420	10	36 x 45
N 116	OM403						1931		420	10	36 x 45
N 116	OM402LA				Y916	8996	9216	7995	430	10	41 x 51
N 116	OM442LA		Double disc				6289	7995	400	10	41 x 50
N 116	BF6M1015C				Y916	8996	9216	7995	430	10	41 x 51
N 116	DAFDKA1160V						1549		420	10	36 x 45
N 116	OM422						1931	7908	420	10	36 x 45
N 116	OM422						9329	7908	420	10	36 x 45
N 116	OM422A		OE with Predamper				1929		420	10	51 x 41
N 116	MAND2566MTH						1615		420	10	36 x 45
N 117 - N 120											
N 117 - N 120	OM403						1931	7908	420	10	36 x 45
N 117 - N 120	OM403						9329	7908	420	10	36 x 45
N 117 - N 118	OM442LA				Y916	8996	9216	7995	430	10	41 x 51
N 117 - N 118	OM442LA		Double disc				6289	7995	400	10	41 x 50
N 117	D2876LOH01				Y916	8996	9216	7995	430	10	41 x 51
N 117	OM422A						9329		420	10	36 x 45
N 117	OM442A		OE with Predamper				1929		420	10	51 x 41
N 118	D2876LOH01				Y916	8996	9216	7995	430	10	41 x 51
N 118	OM442A		OE with Predamper				1929		420	10	51 x 41
N 121 - N 128											
N 121 - N 122	OM403						1931	7908	420	10	36 x 45
N 121 - N 122							9329	7908	420	10	36 x 45
N 121 - N 122	OM403						1931		420	10	36 x 45
N 122	OM442LA				Y916	8996	9216	7995	430	10	41 x 51
N 122	OM442LA		Double disc				6289	7995	400	10	41 x 50
N 122	BF6M1015C				Y916	8996	9216	7995	430	10	41 x 51
N 122	DAFDKA1160V						1549		420	10	36 x 45
N 122	HS6R1315-524						1549		420	10	36 x 45
N 122	OM423						1931		420	10	36 x 45
N 122	OM442LA		Double disc				6230		380	10	41 x 51
N 138 - N 140											
N 138	OM403						1931		420	10	36 x 45
N 138	OM404						9329	7908	420	10	36 x 45
N 202 - N 209											
N 202	MAN0226MC						1576		350	10	31 x 38
N 208	MAND0226MC						2404		350	10	31 x 38
N 208	OM366LA					8994	9247		395	10	36 x 45
N 208	OM352						0381		310	10	28 x 35
N 208	OM366						1576	7998	350	10	31 x 38
N 208	MAND0826LOH					8994	9247	7992	395	10	36 x 45
N 209	OM401						1696		350	10	36 x 45
N 209	OM401						1931		420	10	36 x 45
N 209	OM422						1931	7908	420	10	36 x 45
N 209	OM422						9329	7908	420	10	36 x 45
N 210 - N 213											
N 210	OM352						0381		310	10	28 x 35












		 				  	Ø Z Spines				
E. SASSONE											
N 212 - N 213	HS6R1112-562					1513		350	10	32 x 40	
N 212 - N 213	OM352					0381		310	10	28 x 35	
N 212 - N 213	OM401					1696		350	10	36 x 45	
N 212 - N 213	OM401					1931		420	10	36 x 45	
N 212 - N 213	OM422					1931	7908	420	10	36 x 45	
N 212 - N 213	OM422					9329	7908	420	10	36 x 45	
N 213	OM441LA					8999	9216	7995	430	10	41 x 51
N 214 - N 216											
N 214	OM422					1931	7908	420	10	36 x 45	
N 214	OM422					9329	7908	420	10	36 x 45	
N 214	OM403					1931	7908	420	10	36 x 45	
N 214	OM403					9329	7908	420	10	36 x 45	
N 214 - N 216	DAFDKA1160V					1549		420	10	36 x 45	
N 214 - N 216	HS6R1112-562					1513		350	10	32 x 40	
N 214 - N 216	D2876LOH01				Y916	8996	9216	7995	430	10	41 x 51
N 214 - N 216	MAND2866LOH					9216	7995	430	10	41 x 51	
N 214 - N 216	OM441LA					8999	9216	7995	430	10	41 x 51
N 214 - N 216	OM442LA				Y916	8996	9216	7995	430	10	41 x 51
N 216	OM422					1931	7908	420	10	36 x 45	
N 216	OM422					9329	7908	420	10	36 x 45	
N 216	OM403					1931		420	10	36 x 45	
N 216	OM402LA				Y916	8996	9216	7995	430	10	41 x 51
N 216	MAND2566MTH					1615		420	10	36 x 45	
N 216	F10L413					1930		420	10	36 x 45	
N 218 - N 220											
N 218	OM422					1931	7908	420	10	36 x 45	
N 218	OM422					9329	7908	420	10	36 x 45	
N 218 - N 220	OM403					1931	7908	420	10	36 x 45	
N 218 - N 220	OM403					9329	7908	420	10	36 x 45	
N 218 - N 220	OM403					1931		420	10	36 x 45	
N 218	HS6R1315-524					1549		420	10	36 x 45	
N 312 - N 314											
N 312	HS6R1112-562					1513		350	10	32 x 40	
N 312	OM352					0381		310		28 x 35	
N 312	OM441LA					8999	9216	7995	430	10	41 x 51
N 313	OM401					1696		350	10	36 x 45	
N 313	OM401					1931		420	10	36 x 45	
N 313	HS6R1112-562					1513		350	10	32 x 40	
N 313 - N 314	OM422					1931	7908	420	10	36 x 45	
N 313 - N 314	OM422					9329	7908	420	10	36 x 45	
N 314	DAFDKA1160V					1549		420	10	36 x 45	
N 314	HS6R1112-562					1513		350	10	32 x 40	
N 314	MAND2866LOH					9216	7995	430	10	41 x 51	
N 314	OM441LA					8999	9216	7995	430	10	41 x 51
N 314	OM442LA				Y916	8996	9216	7995	430	10	41 x 51
N 314	OM447hLA					8999		7995	430	10	
N 314	OM403					1931	7908	420	10	36 x 45	
N 314	OM403					9329	7908	420	10	36 x 45	
N 316 - N 318											
N 316	DAFDKA1160V					1549		420	10	36 x 45	
N 316 - N 318	HS6R1315-524					1549		420	10	36 x 45	
N 316	MAND2865LUH					8999		430	10		
N 316	MAND2865LOH					8999	9216	7995	430	10	41 x 51
N 316	D2866LOH25					9216	7995	430	10	41 x 51	
N 316	D2876LOH01				Y916	8996	9216	7995	430	10	41 x 51
N 316 - N 318	OM441LA					8999	9216	7995	430	10	41 x 51












		 				  	E. SASSONE			Ø	Z	Spines	
N 316	OM442						1931	7908	420	10	36 x 45		
N 316 - N 318	OM447hLA					8999		7995	430	10			
N 316	OM422						1931	7908	420	10	36 x 45		
N 316	OM422						9329	7908	420	10	36 x 45		
N 316	OM403						1931	7908	420	10	36 x 45		
N 316	OM403						9329	7908	420	10	36 x 45		
N 316 - N 318	OM442LA				Y916	8996	9216	7995	430	10	41 x 51		
N 316 - N 318	OM442LA		Double disc				6289	7995	400	10	41 x 50	6290	
N 316 L/U	D2866LUH20	GBox: AS-Tronic			Y929	8996	9297	7987	430	10	41 x 51		
N 318	MAND2866LOH						9216	7995	430	10	41 x 51		
N 318	D2876LOH01				Y916	8996	9216	7995	430	10	41 x 51		
N 320 - N 326													
N 326	OM403						1931	7908	420	10	36 x 45		
N 326	OM403						9329	7908	420	10	36 x 45		
N 326	OM403						1931		420	10	36 x 45		
N 326	HS6R1315-524						1549		420	10	36 x 45		
N 412 - N 416													
N 412 - N 413 - N 414	HS6R1112-562						1513		350	10	32 x 40		
N 412	OM352						0381		310		28 x 35		
N 414 - N 416	DAFDKA1160V						1549		420	10	36 x 45		
N 416	DAFDKCL1160							7908	430				
N 416	HS6R1315-524						1549		420	10	36 x 45		
N 418 - N 426													
N 418 - N 426	HS6R1315-524						1549		420	10	36 x 45		
N 516 - N 526													
N 516	OM442LA				Y916	8996	9216	7995	430	10	41 x 51		
N 516	OM442LA		Double disc				6289	7995	400	10	41 x 50	6290	
N 516	D2876LOH01				Y916	8996	9216	7995	430	10	41 x 51		
N 906 - N 940													
N 906 Turbo	OM617	GBox: ZF4DS18							228				
N 907	OM352			82 ->			6070	7922	330	10	28 x 35		
N 912 - N 922 - N 940	OM401						1696		350	10	36 x 45		
N 912 - N 922 - N 940	OM401						1931		420	10	36 x 45		
SKYLINER 73 ->													
Skyliner	DAFDKT1160								430				
Skyliner	MAND2538MTA						1615		420	10	36 x 45		
Skyliner	MAND2866LOH	GBox: ZF 8S-180 AS-Tronic				8996	6295	7995	430	10	41 x 51		
Skyliner	D2676LOH01	GBox: ZF 12 AS					9297	7987	430	10	41 x 51		
N 1122/3 L - N 1122/3 C	D2676LOH04/2	GBox: AS Tronic		06 ->			9297	7987	430	10	41 x 51		
N 1122/3 L - N 1122/3 C	D2676LOH04/2	GBox: AS Tronic		06 ->			9297	7988	430	10	41 x 51		
SPACELINER 79 ->													
Spaceliner	D2866LOH	GBox: ZF AS-Tronic				8996	6295	7995	430	10	41 x 51		
STARLINER 96 ->													
Starliner L - N 5217 SHD	D2876LOH	GBox: AS-Tronic		04 ->			9297	7988	430	10	41 x 51		
Starliner L - N 5217 SHD	D2066LOH	GBox: AS-Tronic		04 ->			9216	7987	430	10	41 x 51		
N 516 - N 516/3	D2876LOH	GBox: ZF 8S-180	Euro 3	96 ->		8996	6295	7995	430	10	41 x 51		
N 516 - N 516/3	D2866LOH	GBox: ZF 8S-180	Euro 3	02 ->		8996	6295	7995	430	10	41 x 51		
N 2216 SHD	D2866LOH/LUH	GBox: AS-Tronic		02 ->			9216	7988	430	10	41 x 51		
N 2216 SHD	D2876LOH	GBox: AS-Tronic		02 ->			9297	7987	430	10	41 x 51		
N 2216 SHD	D2876LOH02	GBox: ZF 8S		02 ->			9216	7999	430	10	41 x 51		
N 2216 SHD	D2066LOH07	GBox: AS-Tronic		02 ->			9216	7987	430	10	41 x 51		
N 2216 SHD	D2066LOH07	GBox: GO210-6		02 ->	Y909	8996	9297	2 pcs.	430	10	41 x 51		
N 5218 SHD	D2876LOH21	GBox: AS-Tronic		05 ->			9216	7987	430	10	41 x 51		
N 5218 SHD	D2876LOH21	GBox: AS-Tronic		05 ->			9216	7988	430	10	41 x 51		
N 5218 SHD	D2876LOH21	GBox: AS-Tronic		05 ->			9297		430	10	41 x 51		
TOURLINER 02 ->													












						  	E. SASSONE			Ø	Z	Spines	
N 2216/3SHD Tourliner C	D2066LOH07	GBox: AS-Tronic		05 ->			9216	7988	430	10	41 x 51		
N 2216/3SHD Tourliner C	D2066LOH07	GBox: AS-Tronic		05 ->			9216	7987	430	10	41 x 51		
N 2216/3SHD Tourliner C	D2066LOH07	GBox: GO210-6		05 ->	Y909	8996	9297	2 pcs.	430	10	41 x 51		
N 2216 SHD - N 2216 SHDL	D2866LOH/LUH	GBox: AS-Tronic		03 ->			9216	7988	430	10	41 x 51		
N 2216 SHD - N 2216 SHDL	D2876LOH	GBox: AS-Tronic		03 ->			9297	7987	430	10	41 x 51		
N 2216 SHD - N 2216 SHDL	D2876LOH02	GBox: ZF 8S		03 ->			9216	7999	430	10	41 x 51		
N 2216 SHD - N 2216 SHDL	D2066LOH07	GBox: AS-Tronic		03 ->			9216	7987	430	10	41 x 51		
N 2216 SHD - N 2216 SHDL	D2066LOH07	GBox: GO210-6		03 ->	Y909	8996	9297	2 pcs.	430	10	41 x 51		
TRENDLINER 04 ->													
13 M	D2066LOH07/0	GBox: AS-Tronic					9216	7988	430	10	41 x 51		
13 M	D2066LOH07/0	GBox: AS-Tronic					9216	7987	430	10	41 x 51		
13 M	D2066LOH06/1	GBox: AS-Tronic					9216	7988	430	10	41 x 51		
13 M	D2066LOH06/1	GBox: AS-Tronic					9216	7987	430	10	41 x 51		
N 3516 Ü - N 3516/3 ÜL	D2066LOH07/0	GBox: AS-Tronic		04 ->			9216	7988	430	10	41 x 51		
N 3516 Ü - N 3516/3 ÜL	D2066LOH07/0	GBox: AS-Tronic		04 ->			9216	7987	430	10	41 x 51		
N 3516 Ü - N 3516/3 ÜL	D2066LOH06/1	GBox: AS-Tronic		04 ->			9216	7988	430	10	41 x 51		
N 3516 Ü - N 3516/3 ÜL	D2066LOH06/1	GBox: AS-Tronic		04 ->			9216	7987	430	10	41 x 51		
NISSAN													
CABSTAR													
28.11 - 35.13 - 35.15 - 45.13 - 45.15	YD25ETI			06 ->									
CABSTAR E													
105.35 - 110.35 - 110.45	BD-30Ti	GBox: M5-25		98 -> 06					242				
ÖSTERREICHISCHE AUTOMOBILFABRIK (ÖAF)													
16 ...													
16.192 H - HA - F			OE with predamper				1966	7917	350	10	32 x 40		
17 ...													
17.192	D0826LF			88 ->			2346	7917	380	10	36 x 45		
17.232	D0826LF02			89 ->			2346	7917	380	10	36 x 45		
18 ...													
18.373	D2866LF21				Y918	8996	9216	7999	430	10	41 x 51		
18.373	D2866LF21		PTO				9216		430	10	41 x 51		
18.403	D2866LF20				Y918	8996	9216	7999	430	10	41 x 51		
18.403	D2866LF20		PTO				9216		430	10	41 x 51		
18.423	D2866LF22				Y918	8996	9216	7999	430	10	41 x 51		
18.423	D2866LF22		PTO				9216		430	10	41 x 51		
18.463	D2876LF02				Y918	8996	9216	7999	430	10	41 x 51		
18.463	D2876LF02		PTO				9216		430	10	41 x 51		
19 ...													
19.192 H - HA			OE with predamper				1966	7917	350	10	32 x 40		
19.256 H - HA - F 19.304 F			OE with predamper				1677	7917	420	10	36 x 45		
19.273 - 19.293 - 19.323 - 19.344	D2865			94 ->	Y918	8996	9216	7999	430	10	41 x 51		
19.373 - 19.404 - 19.423 - 19.464	D2866LF21				Y918	8996	9216	7999	430	10	41 x 51		
19.373 - 19.404 - 19.423 - 19.464	D2866LF21		PTO				9216		430	10	41 x 51		
19.463 - 19.464	D2866LF		PTO	95 ->			9216		430	10	41 x 51		
21 ...													
21.273 - 21.293 - 21.323 - 21.343	D2865			94 ->	Y918	8996	9216	7999	430	10	41 x 51		
21.273 - 21.293 - 21.323 - 21.343	D2865		PTO	94 ->			9216	7999	430	10	41 x 51		
21.373 - 21.403 - 21.423 - 21.463	D2866LF21			94 ->	Y918	8996	9216	7999	430	10	41 x 51		
21.373 - 21.403 - 21.423 - 21.463	D2866LF21		PTO	94 ->			9216	7999	430	10	41 x 51		
22 ...													
22.192 FN			OE with predamper				1966	7917	350	10	32 x 40		
22.256 HN - HNA - FN 22.304 FN			OE with predamper				1677	7917	420	10	36 x 45		
24 ...													
24.273 - 24.293 - 24.323 - 24.343	D2867				Y918	8996	9216	7999	430	10	41 x 51		
24.273 - 24.293 - 24.323 - 24.343	D2867		PTO				9216		430	10	41 x 51		



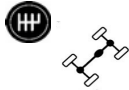







										Ø	Z	Splines	
E. SASSONE													
26 ...													
26.273 - 26.293 - 26.323 - 26.343	D2865/2868					Y918	8996	9216	7999	430	10	41 x 51	
26.273 - 26.293 - 26.323 - 26.343	D2865/2868		PTO					9216		430	10	41 x 51	
26.352 - 26.482	D2866			94 ->		Y918	8996	9216	7999	430	10	41 x 51	
26.352 - 26.482	D2866		PTO	94 ->				9216		430	10	41 x 51	
26.373 - 26.404 - 26.423 - 26.464 - 26.463	D2866			94 ->		Y918	8996	9216	7999	430	10	41 x 51	
26.373 - 26.404 - 26.423 - 26.464 - 26.463	D2866		PTO	94 ->				9216		430	10	41 x 51	
27 ...													
27.273 - 27.293 - 27.323 - 27.343 - 27.403 - 27.423 - 27.463	D2865/2868			96 ->		Y918	8996	9216	7999	430	10	41 x 51	
27.273 - 27.293 - 27.323 - 27.343 - 27.403 - 27.423 - 27.463			PTO					9216		430	10	41 x 51	
27.373 - 27.403 - 27.423 - 27.463	D2866			95 ->		Y918	8996	9216	7999	430	10	41 x 51	
27.373 - 27.403 - 27.423 - 27.463	D2866		PTO					9216		430	10	41 x 51	
28 ...													
28.373 - 28.403 - 28.423 - 28.463	D2866			95 ->		Y918	8996	9216	7999	430	10	41 x 51	
28.373 - 28.403 - 28.423 - 28.463	D2866		PTO					9216		430	10	41 x 51	
30 ...													
30.256 HD - HDA			OE with predamper					1677	7917	420	10	36 x 45	
32 ...													
32.292 - 32.332 - 32.362 - 32.372 - 32.422	D2866LF		OE with Predamper	88 ->				2789	7999	400	10	41 x 51	
32.292 - 32.332 - 32.362 - 32.372 - 32.422	D2866LF			88 ->		Y918	8996	9216	7999	430	10	41 x 51	
32.292 - 32.332 - 32.362 - 32.372 - 32.422	D2865		PTO - OE with PD	88 ->				1929		420	10	51 x 41	
32.322	D2866LF		OE with Predamper	89 -> 97				2789	7999	400	10	41 x 51	
32.322	D2866LF			89 -> 97		Y918	8996	9216	7999	430	10	41 x 51	
32.322	D2865		PTO - OE with PD	89 -> 97				1929		420	10	51 x 41	
33 ...													
33.273 - 33.403 - 33.423 - 33.463	D2866			-> 94		Y918	8996	9216	7999	430	10	41 x 51	
33.273 - 33.403 - 33.423 - 33.463	D2866		PTO					9216		430	10	41 x 51	
35 ...													
35.292 - 35.322 - 35.332 - 35.362 - 35.372 - 35.422	D2866LF		OE with Predamper	88 ->				2789	7999	400	10	41 x 51	
35.292 - 35.322 - 35.332 - 35.362 - 35.372 - 35.422	D2866LF			88 ->		Y918	8996	9216	7999	430	10	41 x 51	
35.292 - 35.322 - 35.332 - 35.362 - 35.372 - 35.422	D2865		PTO - OE with PD	88 ->				1929		420	10	51 x 41	
35.373 - 35.403 - 35.423 - 35.463	D2866LF21		06.1996->	94 ->		Y918	8996	9216	7999	430	10	41 x 51	
35.373 - 35.403 - 35.423 - 35.463	D2866LF21			94 ->				9216		430	10	41 x 51	
36 ...													
36.372 - 36.422	D2866LF			90 ->		Y918	8996	9216	7999	430	10	41 x 51	
37 ...													
37.373 - 37.403 - 37.423 - 37.463	D2866					Y918	8996	9216	7999	430	10	41 x 51	
37.373 - 37.403 - 37.423 - 37.463	D2866							9216		430	10	41 x 51	
41 ...													
41.292 - 41.332 - 41.362 - 41.372 - 41.422 - 41.322	D2866LF		OE with Predamper	88 ->				2789	7999	400	10	41 x 51	
41.292 - 41.332 - 41.362 - 41.372 - 41.422 - 41.322	D2866LF			88 ->		Y918	8996	9216	7999	430	10	41 x 51	
41.292 - 41.332 - 41.362 - 41.372 - 41.422 - 41.322	D2865		PTO - OE with PD	88 ->				1929		420	10	51 x 41	
41.373 - 41.403 - 41.423 - 41.463	D2866					Y918	8996	9216	7999	430	10	41 x 51	
41.373 - 41.403 - 41.423 - 41.463	D2866							9216		430	10	41 x 51	
41.373 - 41.403 - 41.423 - 41.463	D2866			96 ->		Y918	8996	9216	7999	430	10	41 x 51	
41.373 - 41.403 - 41.423 - 41.463	D2866LF21			96 ->		Y918	8996	9216	7999	430	10	41 x 51	
41.462 - 41.502	D2840LF		Double disc	85 ->				9245	7999	400	10	41 x 51	6146
41.462 - 41.502	D2840LF			85 ->		Y918	8996	9216	7999	430	10	41 x 51	
42 ...													
42.373 - 42.403 - 42.423 - 42.463	D2866		06.1996->	94 ->		Y918	8996	9216	7999	430	10	41 x 51	
42.373 - 42.403 - 42.423 - 42.463	D2866			94 ->				9216		430	10	41 x 51	
47 ...													
47.292 - 47.332 - 47.362	D2865		OE with Predamper	88 ->				2789	7999	400	10	41 x 51	
47.292 - 47.332 - 47.362	D2865			88 ->		Y918	8996	9216	7999	430	10	41 x 51	
47.292 - 47.332 - 47.362	D2865		PTO - OE with PD	88 ->				1929		420	10	51 x 41	
48 ...													












		 				  	Ø			Z	Splines		
E. SASSONE													
48.372 - 48.402 - 48.422	D2866LF/KF			89 ->	Y918	8996	9216	7999	430	10	41 x 51		
48.372 - 48.402 - 48.422	D2866LF/KF		PTO - OE with PD	89 ->			1929		420	10	51 x 41		
E 2000													
26.414 - 26.464	D2866LF03	GBox: ZF / EATON		97 -> 04	Y918	8996	9216	7999	430	10	41 x 51		
F ...													
FKD 160							1513	7917	350	10	32 x 40		
K ...													
K 16-180 E							1513	7917	350	10	32 x 40		
KA 200									380				
L ...													
L 200 - LA 200									380				
O ...													
ORTZ 66 L							1549		420	10	36 x 45		
S ...													
SAF 200 - SF 200									380				
T ...													
TSH 158							1549		420	10	36 x 45		
Z ...													
Z 200 - ZA 200 - ZAFD 200									380				
ÖSTERREICHISCHE AUTOMOBILFABRIK (ÖAF) BUS													
OMNIBUS 04 ->													
Omnibus GSR + GS			OE with Predamper				1677		420	10	36 x 45		
PAZ	BUS												
BUS													
Bus	MMZ	GBox: ZF-S5-42				8998	6294	7997	362	10	31 x 38		
Paz 3204		Gbox : ZF S5 42	Version ST				6187		362	10	31 x 38		
Paz 320402-03		Gbox : ZF S5 42					9274		362	10	31 x 38		
RENAULT TRUCKS													
B													
80				82 ->			1526	7062	235	10	24,5 x 29		
110	Sofim8140.27			92 -> 96					250				
C													
C 210.19	MIDS062030N			83 -> 91			6162		380	16	40 x 45,4		
C 230ti.19	MIDR060226D	GBox: G406/409		90 -> 92			6162		380	16	40 x 45,4		
C 230ti.19	MIDR060226D	GBox: Fuller	->12.1985	90 -> 92			1511		430	10	38 x 45		
C 260.19 - C 260.26 - C280.19	MIDS062045B	GBox: RVI	->12.1985	82 -> 98			2688		430	20	49,2 x 55		
C 260.19 - C 260.26 - C280.19	MIDS062045B	GBox: B9/B18	05.1985->	82 -> 98			2688		430	20	49,2 x 55		
C 260.19 - C 260.26 - C280.19	MIDS062045B	GBox: RVI	05.1985->	82 -> 98			9222		430	20	50 x 55		
C 260.19 - C 260.26 - C280.19	MIDS062045B	GBox: 5S-110	PTO	82 -> 98			1925		420	10	36 x 45		
C 280.19	MIDS062045B	GBox: RVI		92 -> 93			2688		430	20	49,2 x 55		
C 280.19	MIDS062045B	GBox: B9		92 -> 93			2688		430	20	49,2 x 55		
C 290.19 - C 290.26 - C 300.19 - C 300.26	MIDR062045B	GBox: B9/B18		82 -> 98			9222		430	20	50 x 55		
C 290.19 - C 290.26 - C 300.19 - C 300.26	MIDR062045B	GBox: Fuller		82 -> 98			9222		430	10	50 x 55		
C 290.19T - C 290.26 - C 300.26	MIDR062045B	GBox: RVI		86 -> 98			2688		430	20	49,2 x 55		
C 290.19T - C 290.26 - C 300.26	MIDR062045B	GBox: B9/B18		86 -> 98			9222		430	20	50 x 55		
C 290.19T - C 290.26 - C 300.26	MIDR062045B	GBox: Fuller		86 -> 98			1511		430	10	38 x 45		
C 300.19 - C 300.24 - C 300.26 - CCH 300.26 - CCH 300.30	MIDR062045D	GBox: B9/B18	->09.1992	87 -> 98			9222		430	20	50 x 55		
C 300.19 - C 300.24 - C 300.26 - CCH 300.26 - CCH 300.30	MIDR062045D	GBox: B9/B18	->09.1992	87 -> 98			2688		430	20	49,2 x 55		
C 300.19 - C 300.24 - C 300.26 - CCH 300.26 - CCH 300.30	MIDR062045D	GBox: B9	10.1992->	87 -> 98			9222		430	20	50 x 55		
C 300.19 - C 300.24 - C 300.26 - CCH 300.26 - CCH 300.30	MIDR062045D	GBox: B9+35mm - B18	10.1992->	87 -> 98			9222		430	20	50 x 55		
C 300.19 - C 300.24 - C 300.26 - CCH 300.26 - CCH 300.30	MIDR062045D	GBox: ZF S6-90	10.1992->	87 -> 98			9350		430	10	36 x 45		
C 300.19 - C 300.24 - C 300.26 - CCH 300.26 - CCH 300.30	MIDR062045D	GBox: ZF 9S-109	10.1992->	87 -> 98			9350		430	10	36 x 45		
C 340.19T - C 340ti.17T - C 340ti.19T	MIDR062045E	GBox: B9/B18	->09.1992	90 -> 98			9222		430	20	50 x 55		
C 340.19T - C 340ti.17T - C 340ti.19T	MIDR062045E	GBox: B9+35mm - B18	10.1992->	90 -> 98			9222		430	20	50 x 55		
C 340.19T - C 340ti.17T - C 340ti.19T	MIDR062045E	GBox: B9	10.1992->	90 -> 98			9222		430	20	50 x 55		












		 				  		Ø	Z	Splines	
E. SASSONE											
C-Serie											
380 - 430 - 460 P/PK/T/TK	DT111	GBox: MT - MTO	+	13 ->					430	24	
380 - 430 - 460 P/PK/T/TK	DT111	GBox: AT - ATO		13 ->					430	24	
440 - 480 - 520 P/PK/T/TK	DT113	GBox: MT 2214B / MT 2514B	+	13 ->					430	24	
440 - 480 - 520 P/PK/T/TK	DT113	GBox: AT - ATO		13 ->					430	24	
CBH											
280.26 - 280.34	MIDS063540	GBox: RVI		86 -> 92			9222		430	20	50 x 55
280.26 - 280.34	MIDS063540	GBox: Fuller RTX 113.09		86 -> 92			1511		430	10	38 x 45
320.24 - 320.34	MIDR063540M	GBox: B9		92 -> 98			9222		430	20	50 x 55
320.24 - 320.34	MIDR063540M	GBox: B9+35mm - B18		92 -> 98			9222		430	20	50 x 55
320.26	MIDR063540M	GBox: B9		92 -> 98			9222		430	20	50 x 55
320.26	MIDR063540M	GBox: B9+35mm - B18		92 -> 98			9222		430	20	50 x 55
340.26	MIDR063540	GBox: B9/B18		88 -> 92			9222		430	20	50 x 55
340.26	MIDR063540	for: TELMA		88 -> 92			9222		430	20	50 x 55
350.26 - 350.34	MIDR063540G	GBox: B9/B18	->10.1992	90 -> 93			9222		430	20	50 x 55
350.26 - 350.34	MIDR063540G	GBox: B9/B18	->10.1992	90 -> 93			9222		430	20	50 x 55
385.24 - 385.34	MIDR063540	GBox: B9/B18		92 -> 98			9222		430	20	50 x 55
385.24 - 385.26 - 385.34	MIDR063540N/3	GBox: B9/B18	->10.1992	92 -> 98			9222		430	20	50 x 55
385.24 - 385.26 - 385.34	MIDR063540N/3		+ Double disc	92 -> 98			9251		400	20	50 x 55 6153
CLM											
280	MIDS063540	GBox: B9/B18		92 ->			9222		430	20	50 x 55
280	MIDS063540	GBox: Eaton RTX 11609B		92 ->			1511		430	10	38 x 45
280.19/T	MIDS063540	GBox: B9/B18		86 -> 92			9222		430	20	50 x 55
280.19/T	MIDS063540	GBox: Eaton RTX 11609 B		86 -> 92			1511		430	10	38 x 45
320.19/T - 320.25/T	MIDR063540M3	GBox: B9		92 -> 98			9222		430	20	50 x 55
320.19/T - 320.25/T	MIDR063540M3	GBox: B9+35mm - B18		92 -> 98			9222		430	20	50 x 55
340 T - 380.19/T	MIDR063540	GBox: B9/B18		91 -> 92			9222		430	20	50 x 55
340 T - 380.19/T	MIDR063540	GBox: B9/B18		91 -> 92			9222		430	20	50 x 55
350	MIDR063540	GBox: B9/B18		-> 92			9222		430	20	50 x 55
385.19/T - 385.22/T - 385.25/T	MIDR063540N/3	GBox: B9/B18	+ Double disc	92 -> 98			9251		400	20	50 x 55 6153
CLR											
220	MIDS062030	GBox: B6					2136		380	16	40 x 45
220 (11G.)	MIDS062030	GBox: BD SL 132 + Relais					2136		380	16	40 x 45
230 - 230.19	MIDR062226D	GBox: G406/409		90 -> 98					380		
F											
620							1576		350	10	31 x 38
G											
170.11 /13/15/16/17	MIDR060212D	GBox: Fuller RTX 7609		83 -> 90					350		
170.11 /13/15/16/17	MIDR060212	GBox: RVI	6 Speed	83 -> 90			2196		350	16	40 x 45
200.13 /15/16/17/18	MIDR060226H	GBox: ZF S6-36S		90 -> 91			1576		350	10	31 x 38
210.16	MIDS062030N/1	GBox: G406/409		83 -> 90			2136		380	16	40 x 45
210.17 /18/19 BOM	MIDS062030	GBox: B6		83 -> 90			2349		430	16	40 x 45
210.19	MIDS062030	GBox: RVI		83 -> 90			2136		380	16	40 x 45
230.11 /13/15/16/17/19	MIDO62030			85 -> 90					380		
230ti.13	MIDR060226D	GBox: G406/409		90 -> 91					380		
230ti.15 /16/17/18/19	MIDR060226D	GBox: G406/409		90 -> 91					380		
260.15 /16/17/19/22/24	MIDS062045	GBox: RVI		82 -> 90			2688		430	20	49,2 x 55
260.15 /16/17/19/22/24	MIDS062045	GBox: Fuller		82 -> 90			2688		430	20	49,2 x 55
260.17	MIDS062045	GBox: RVI		90 -> 91			2688		430	20	49,2 x 55
280.13 /15/16/18/19/24/26	MIDS062045B	GBox: RVI		90 -> 91			2688		430	20	49,2 x 55
280.13 /15/16/18/19/24/26	MIDS062045B	GBox: 16S-130	PTO	90 -> 91			1925		420	10	36 x 45
290.17 /19/22/24/26	MIDR062045	GBox: B9/B18		85 -> 89			9222		430	20	50 x 55
290.17 /19/22/24/26	MIDR062045	GBox: Eaton		85 -> 89			1511		430	10	38 x 45
300.13 /15/16/17/19/24/25/26	MIDR062045D	GBox: B9/B18		90 -> 91			2688		430	20	49,2 x 55
300.13 /15/16/17/19/24/25/26	MIDR062045D	GBox: ZF 16S-130		90 -> 91			1511		430	10	38 x 45
300.13 /15/16/17/19/24/25/26	MIDR062045D	GBox: 16S-130+	PTO	90 -> 91			1925		420	10	36 x 45












		 				  	E. SASSONE			Ø	Z	Spines	
320.19 /24	MIDR062045H	GBox: B9/B18		85 -> 90			9222		430	20	50 x 55		
330.13 /15/16/17/19/24/26	MIDR062045H	GBox: Eaton RTXF 116		90 -> 91			1511		430	10	38 x 45		
330.13 /15/16/17/19/24/26	MIDR062045H	GBox: B9/B18		90 -> 91			9222		430	20	50 x 55		
340ti.19/T - 330.19/T	MIDR062045H	GBox: ZF 16S-130		90 -> 91			1511		430	10	38 x 45		
340ti.19/T - 330.19/T	MIDR062045H	GBox: RVI		90 -> 91			9222		430	20	50 x 55		
GB													
131	797	GBox: ZFS5-35		78 ->			1576		350	10	31 x 38		
191 - A	MIDO62030	GBox: 6G		78 -> 81			2136		380	16	40 x 45		
191 - A	MIDO62030	GBox: 6G		81 ->			2136		380	16	40 x 45		
231 - A - B	MIDSO62030			78 -> 81			2349		430	16	40 x 45		
231 - A - B	MIDSO62030			81 ->			2349		430	16	40 x 45		
GC													
190	MID062030	GBox: 10G.		75 -> 79			2136		380	16	40 x 45		
191 - 191 BOM	MID062030		6 Speed	78 -> 81			2136		380	16	40 x 45		
191	MIDO62030		6 Speed	81 ->			2136		380	16	40 x 45		
191 - 191 BOM	MIDO62030	GBox: 6G.		81 ->			2136		380	16	40 x 45		
230 - 230 A - 231 - 231 A	MIDO62030			81 ->			2349		430	16	40 x 45		
GF													
190 - A 191	MID062030	GBox: 6G.		75 -> 79			2136		380	16	40 x 45		
191	MIDO62030	GBox: BD SL021	6 Speed	81 ->			2136		380	16	40 x 45		
230 - A	MID062030			75 -> 79			2349		430	16	40 x 45		
231 - A	MID062030		6 Speed	78 -> 81			2349		430	16	40 x 45		
231 - A	MID062030		6 Speed	81 ->			2349		430	16	40 x 45		
GL													
GL 900 E	MID042030	GBox: ZF		75 -> 79			1576		350	10	31 x 38		
GL 900 E	MID042030	GBox: ZF		75 -> 79			6364		350	10	31 x 38		
GLM 280	MIDS063540	GBox: Fuller RTO 9509		86 ->			1511		430	10	38 x 45		
GLR 190 - A	MID062030		6 Speed	78 ->			2136		380	16	40 x 45		
GLR 200	MID062040			70 -> 80			2136		380	16	40 x 45		
GLR 230	MIDS062030			78 ->			2349		430	16	40 x 45		
GR													
191 - A - B	MIDO62030		6 Speed	78 ->			2136		380	16	40 x 45		
230 - A	MIDSO62030	GBox: BDSL		77 -> 79			2349		430	16	40 x 45		
231 - A	MIDSO62030	GBox: BDSL	6 Speed	78 ->			2349		430	16	40 x 45		
213 - A (6G.)	MIDSO62030	GBox: BDSL		81 ->			2349		430	16	40 x 45		
260	MIDSO62030	GBox: BM 8.120		72 -> 74			0287		430	20	49,2 x 55		
280 - A - B				73 -> 82			2688		430	20	49,2 x 55		
280 - A - B	MIDSO62030	GBox: BM 8.120		73 -> 82			0287		430	20	49,2 x 55		
305 - A - B		GBox: BM 8.120		77 -> 80			0287		430	20	49,2 x 55		
320 - B				74 -> 78			0287		430	20	49,2 x 55		
GRH													
235 - 305		GBox: BM8.120		78 ->			0287		430	20	49,2 x 55		
235 - 305		GBox: B9.150		78 ->			2688		430	20	49,2 x 55		
H													
HB 15 - 17 - 19 - 26				78 -> 80				7917	350				
HM 15 - 17 - 19 - 26	MAN2566			78 -> 80				7917	350				
J													
JN 60 - 75 - 80 - 90 JP 11 - 13 - 14	797	GBox: ZFS5-35		78 -> 83			2772		310	10	31 x 38		
JP 13 - JR 19 - JR 21	798	GBox: ZF		76 -> 83			1576		350	10	31 x 38		
JP 13 A	797	GBox: ZFS6-65+GV80		76 -> 83					350	10			
JR 19 - JX 21	798	GBox: ZF		76 ->					350	10			
K-Serie													
380 - 430 - 460 P/T Medium / Heavy / Xtrem	DTI11	GBox:MT - MTO	+	13 ->					430	24			
380 - 430 - 460 P/T Medium / Heavy / Xtrem	DTI11	GBox: AT - ATO		13 ->					430	24			
440 - 480 P/T Medium / Heavy / Xtrem	DTI13	GBox: MT 2214B / MT 2514B	+	13 ->					430	24			
440 - 480 P/T Medium / Heavy / Xtrem	DTI13	GBox: AT - ATO		13 ->					430	24			












		 				  	E. SASSONE			Ø	Z	Spines	
520 P/T Medium / Heavy / Xtrem	DT113	GBox: MTO 2514B	+	13 ->					430	24			
520 P/T Medium / Heavy / Xtrem		GBox: AT - ATO		13 ->					430	24			
KERAX													
260.18 - 300.18 - 300.26	MIDR062045D	GBox: ZF 9S-109	->12.1999	97 ->			9350		430	10	36 x 45		
260.18 - 300.18 - 300.26	MIDR062045D	GBox: ZF 16S-151	->12.1999	97 ->			9216		430	10	41 x 51		
260.18 - 300.18 - 300.26	MIDR062045D	GBox: ZF 9S-109	01.2000->	97 ->			9350		430	10	36 x 45		
260.18 - 300.18 - 300.26	MIDR062045D	GBox: ZF 16S-151	01.2000->	97 ->			9216		430	10	41 x 51		
260.18 - 300.18 - 300.26	MIDR062045D			97 ->			9350		430	10	36 x 45		
260.18 - 300.18 - 300.26	MIDR062045D	GBox: Eaton 8209A		97 ->			9350		430	10	36 x 45		
260.18 - 300.18 - 300.26	MIDR062045D	GBox: ZF 16S-151	Double disc	97 ->			9245		400	10	41 x 51	6146	
260.18 - 300.18 - 300.26	MIDR062045D	GBox: ZF 16S-151	PTO	97 ->			9216		430	10	41 x 51		
270.18	dCi11-270	GBox: ZF / EATON		01 ->			9350		430	10	36 x 45		
270.18	dCi11-270		Double disc	01 ->			9245		400	10	41 x 51	6146	
270.18	dCi11-270	GBox: ZF 16S-151	PTO	01 ->			9216		430	10	41 x 51		
320.18 /26	dCi11G	GBox: ZF 8S-151		01 ->			9216		430	10	41 x 51		
320.18 /26	dCi11G		Double disc	01 ->			9245		400	10	41 x 51	6146	
320.18 /26	dCi11G	GBox: ZF 16S-151	PTO	01 ->			9216		430	10	41 x 51		
340.18 /26/32	MIDR062045E/41	GBox: B9		97 ->			9222		430	20	50 x 55		
340.18 /26/32	MIDR062045E/41	GBox: B9+35mm - B18		97 ->			9222		430	20	50 x 55		
340.18 /26/32	MIDR062045E/41	GBox: B9+35mm - B18	Double disc	97 ->			9251		400	20	50 x 55	6153	
340.18 /26/32	MIDR062045E/41	GBox: ZF 8S-151		97 ->			9216		430	10	41 x 51		
340.18 /26/32	MIDR062045E/41	GBox: ZF 16S-151	05.2001->	97 ->			1511		430	10	38 x 45		
340.18 /26/32	MIDR062045E/41	GBox: ZF 16S-151	Double disc	97 -> 99			9245		400	10	41 x 51	6146	
340.18 /26/32	MIDR062045E/41	GBox: ZF 16S-221	Double disc	97 ->			9245		400	10	41 x 51	6146	
340.18 /26/32	MIDR062045E/41	GBox: ZF 16S-151	PTO	97 ->			9216		430	10	41 x 51		
340.18 /26/32	MIDR062045E/41	GBox: Eaton 8209 A		97 ->			9350		430	10	36 x 45		
340.26	MIDR062045E/41	GBox: B9		97 -> 01			9222		430	20	50 x 55		
340.26	MIDR062045E/41	GBox: B9+35mm - B18		97 -> 01			9222		430	20	50 x 55		
340.26	MIDR062045E/41	GBox: B9+35mm - B18	Double disc	97 -> 01			9251		400	20	50 x 55	6153	
340.26	MIDR062045E/41	GBox: ZF 8S-151		97 -> 01			9216		430	10	41 x 51		
340.26	MIDR062045E/41	GBox: ZF 16S-151	Double disc	97 -> 99			9245		400	10	41 x 51	6146	
340.26	MIDR062045E/41	GBox: ZF 16S-221	Double disc	97 -> 01			9245		400	10	41 x 51	6146	
340.26	MIDR062045E/41	GBox: ZF 16S-151	PTO	97 -> 01			9216		430	10	41 x 51		
340.26	MIDR062045E/41	GBox: Eaton 8209 A		97 -> 01			9350		430	10	36 x 45		
350.34	MIDR062356A/3	GBox: ZF 16S-151		03 ->			9216		430	10	41 x 51		
350.34	MIDR062356A/3	GBox: ZF 16S-151	PTO	03 ->			9216		430	10	41 x 51		
370	DXi11	GBox: 16S				8999	9216		430	10	41 x 51		
370	DXi11	GBox: AT - ATO					9317		430	24	45 x 50		
370.18 /26/32	dCi11E	GBox: ZF 9S-109		01 ->			9350		430	10	36 x 45		
370.18 /26/32	dCi11E	GBox: ZF 16S-221		01 ->					430				
370.18 /26/32	dCi11E	GBox: ZF 16S-151	PTO	01 ->			9216		430	10	41 x 51		
370 - 410.18 /26/32	DXi11	GBox: ZF	272 - 302 kW	05 ->		8999	9216		430	10	41 x 51		
370 - 410.18 /26/32	DXi11		Double disc	05 ->			9245		400	10	41 x 51	6146	
370 - 410.18 /26/32	DXi11	GBox: AT - ATO		05 ->			9317		430	24	45 x 50		
385.18 /26/32	MIDR062356A/41	GBox: B9		97 ->			9222		430	20	50 x 55		
385.18 /26/32	MIDR062356A/41	GBox: B9+35mm - B18		97 ->			9222		430	20	50 x 55		
385.18 /26/32	MIDR062356A/41	GBox: B9+35mm - B18	Double disc	97 ->			9251		400	20	50 x 55	6153	
385.18 /26/32	MIDR062356A/41	GBox: ZF 8S-150		97 ->			9216		430	10	41 x 51		
385.18 /26/32	MIDR062356A/41	GBox: ZF 16S-151	->05.2001	97 ->			9216		430	10	41 x 51		
385.18 /26/32	MIDR062356A/41	GBox: ZF 16S-151	05.2001->	97 ->			9216		430	10	41 x 51		
385.18 /26/32	MIDR062356A/41	GBox: ZF 16S-151	Double disc	97 -> 99			9245		400	10	41 x 51	6146	
385.18 /26/32	MIDR062356A/41	GBox: ZF 8S-151	Double disc	97 ->			9245		400	10	41 x 51	6146	
385.18 /26/32	MIDR062356A/41	GBox: ZF 16S-151	PTO	97 ->			9216		430	10	41 x 51		
385.18 /26/32	MIDR062356A/41	GBox: Eaton 8209 A		97 ->			9350		430	10	36 x 45		
400.18 /26/32	MIDR062356B/41	GBox: Eaton 8209 A		00 ->			9350		430	10	36 x 45		
400.18 /26/32	MIDR062356B/41	GBox: ZF 8S-151		00 ->			9216		430	10	41 x 51		











						  	E. SASSONE			Ø	Z	Spines	
400.18 /26/32	MIDR062356B/41	GBox: ZF 16S-151	->05.2001	00 ->		9216				430	10	41 x 51	
400.18 /26/32	MIDR062356B/41	GBox: ZF 16S-151	05.2001->	00 ->		9216				430	10	41 x 51	
400.18 /26/32	MIDR062356B/41	GBox: ZF 8S-151	Double disc	00 ->		9245				400	10	41 x 51	6146
400.18 /26/32	MIDR062356B/41	GBox: ZF 16S-151	PTO	00 ->		9216				430	10	41 x 51	
410	DXi11	GBox: 16S				8999	9216			430	10	41 x 51	
410	DXi11	GBox: AT - ATO					9317			430	24	45 x 50	
420.18 /26/32/34	dCi11C	GBox: ZF 8S-151		01 ->		9216				430	10	41 x 51	
420.18 /26/32/34	dCi11C	GBox: Eaton 8309/A		01 ->		9216				430	10	41 x 51	
420.18 /26/32/34	dCi11C		Double disc	01 ->		9245				400	10	41 x 51	6146
420.18 /26/32/34	dCi11C	GBox: ZF 16S-151	PTO	01 ->		9216				430	10	41 x 51	
450	DXi11	GBox: 16S				8999	9216			430	10	41 x 51	
450	DXi11	GBox: AT - ATO					9348			430	24	46 x 50	
450.18 /26/32	DXi11	GBox: ZF	331 kW	05 ->		8999	9216			430	10	41 x 51	
450.18 /26/32	DXi11		Double disc	05 ->			9245			400	10	41 x 51	6146
450.18 /26/32	DXi11	GBox: AT - ATO		05 ->			9348			430	24	46 x 50	
460.32 - 500.32	DXi13	GBox: AT2412C/AT2512C		06 ->			9348			430	24	46 x 50	
460.32 - 500.32	DXi13	GBox: ZF 16S-2520 TO		06 ->			9335			400	10	41 x 51	
460.32 - 500.32	DXi13	GBox: ZF 16S-2520 TO	Double disc	06 ->			9245			400	10	41 x 51	6146
MAGNUM													
AE 380.18 /19/26/TI 420.TI	MIDR063540H	GBox: B9/B18		90 -> 92			9222			430	20	50 x 55	
AE 385.TI	MIDR063540L1	GBox: B9/B18		92 ->			9222			430	20	50 x 55	
AE 385.TI	MIDR063540L1	GBox: Fuller		92 ->			1511			430	10	38 x 45	
AE 385ti.18 /19/24/26	MIDR063540N/3	GBox: B18		92 -> 96			9222			430	20	50 x 55	
AE 385ti.18 /19/24/26	MIDR063540N/3	GBox: B9		92 -> 96			9222			430	20	50 x 55	
AE 385ti.18 /19/24/26	MIDR063540N/3	GBox: Fuller		92 -> 96			1511			430	10	38 x 45	
AE 390.18 /19/26	MIDR062465A/42	GBox: B9		96 ->			9222			430	20	50 x 55	
AE 390.18 /19/26	MIDR062465A/42	GBox: B9+35mm - B18		96 ->			9222			430	20	50 x 55	
AE 390.18 /19/26	MIDR062465A/42	GBox: B9+35mm - B18	Double disc	96 ->			9251			400	20	50 x 55	6153
AE 390.18 /19/26	MIDR062465A/42	GBox: ZF 16S 221	Double disc	96 ->			9245			400	10	41 x 51	6146
AE 420ti.18 /19/22/24/26	MIDR063540J/3	GBox: B9+35mm - B18	->08.1996	92 -> 96			9222			430	20	50 x 55	
AE 420ti.18 /19/22/24/26	MIDR063540J/3	GBox: B9+35mm - B18	Double disc	92 -> 96			9251			400	20	50 x 55	6153
AE 420ti.18 /19/22/24/26	MIDR063540J/3	GBox: B9+35mm - B18		92 -> 96			9222			430	20	50 x 55	
AE 420ti.18 /19/22/24/26	MIDR063540J/3	GBox: B9+35mm - B18	Double disc	92 -> 96			9251			400	20	50 x 55	6153
AE 430.18 /19/26 AE 470.18 /19/26	MIDR062465C/42	GBox: B9		96 ->			9222			430	20	50 x 55	
AE 430.18 /19/26 AE 470.18 /19/26	MIDR062465C/42	GBox: B9+35mm - B18		96 ->			9222			430	20	50 x 55	
AE 430.18 /19/26 AE 470.18 /19/26	MIDR062465C/42	GBox: B9+35mm - B18	Double disc	96 ->			9251			400	20	50 x 55	6153
AE 430.18 /19/26 AE 470.18 /19/26	MIDR062465C/42	GBox: ZF 16S 221	11.1997->	96 ->			9216			430	10	41 x 51	
AE 430.18 /19/26 AE 470.18 /19/26	MIDR062465C/42	GBox: ZF 16S 221	Double disc	96 -> 97			9245			400	10	41 x 51	6146
AE 430.26T AE 470.26T	MIDR062465C/42	GBox: B9		98 ->			9222			430	20	50 x 55	
AE 430.26T AE 470.26T	MIDR062465C/42	GBox: B9+35mm - B18		98 ->			9222			430	20	50 x 55	
AE 430.26T AE 470.26T	MIDR062465C/42	GBox: B9+35mm - B18	Double disc	98 ->			9251			400	20	50 x 55	6153
AE 430.26T AE 470.26T	MIDR062465C/42	GBox: ZF 16S 221		98 ->			9216			430	10	41 x 51	
AE 430.26T AE 470.26T	MIDR062465C/42	GBox: ZF 16S 221	Double disc	98 ->			9245			400	10	41 x 51	6146
AE 440	DXI12	GBox: VT2412B	+				9219			430	24	45,1 x 50,2	
AE 440	DXI12	GBox: 16S 221DD	Double disc				9245			400	10	41 x 51	6146
AE 440	DXI12	GBox: 16S 221DD					9216			430	10	41 x 51	
AE 480	DXI12	GBox: VT2412B	+				9219			430	24	45,1 x 50,2	
AE 480	DXI12	GBox: 16S 221DD	Double disc				9245			400	10	41 x 51	6146
AE 480	DXI12	GBox: 16S 221DD											
AE 500	MackEE9		+ Double disc	92 ->			9251			400	20	50 x 55	6153
AE 500.18 /19/22/24/26	MackEE9	GBox: B18		90 -> 92			9222			430	20	50 x 55	
AE 520.18 /19/22/24/26	MackEE9	GBox: B9+35mm - B18	Double disc	92 -> 96			9251			400	20	50 x 55	6153
AE 520.26	MackEE9	GBox: B9+35mm - B18	Double disc	92 ->			9251			400	20	50 x 55	6153
AE 560.18 /19/26	MackEE9	GBox: B9+35mm - 18	Double disc	96 ->			9251			400	20	50 x 55	6153
DXI 12 440.18 /24/26	DXi12	GBox: VT2412B	+	04 -> 06			9341			430	24	46 x 50	
DXI 12 440.18 /24/26	DXi12	GBox: 16S 221DD	Double disc	04 -> 06			9245			400	10	41 x 51	6146












		 				  	E. SASSONE			Ø	Z	Spines	
DXI 12 440.18 /24/26	DXi12	GBox: 16S-220	324 kW	04 -> 06		8999	9216			430	10	41 x 51	
DXI 12 480.18 /24/26	DXi12	GBox: VT2412B	353 kW	04 -> 06			9348			430	24	46 x 50	
DXI 12 480.18 /24/26	DXi12	GBox: 16S 221DD	Double disc	04 -> 06			9245			400	10	41 x 51	6146
DXI 12 480.18 /24/26	DXi12	GBox: 16S	353 kW	04 -> 06		8999	9216			430	10	41 x 51	
DXI 12 480.18 /24/26	DXi12	GBox: 16S-222		04 -> 06			9335			430	10	41 x 51	
DXI 12 480.18 /24/26	DXi12	GBox: 16S		04 -> 06			9335			430	10	41 x 51	
DXI 13 440.19 - 480.19 /26 - 520.18 /19/24/25/26	DXi13	GBox: AT - ATO		09 ->			9348			430	24	46 x 50	
DXI 13 440.19 - 480.19 /26 - 520.18 /19/24/25/26	DXi13	GBox: ZF 16S-2520 TO		09 ->			9335			400	10	41 x 51	
DXI 13 440.19 - 480.19 /26 - 520.18 /19/24/25/26	DXi13	GBox: ZF 16S-2520 TO	Double disc	09 ->			9245			400	10	41 x 51	6146
DXI 13 440.19 - 480.19 /26 - 520.18 /19/24/25/26	DXi13	GBox: 16S-2230		09 ->			9335			430	10	41 x 51	
DXI 13 460.18 - 460.24 /25/26 - 500.18 /24/25/26	DXi13	GBox: AT2412C/AT2512C		06 ->			9348			430	24	46 x 50	
DXI 13 460.18 - 460.24 /25/26 - 500.18 /24/25/26	DXi13	GBox: ZF 16S-2520 TO		06 ->			9335			400	10	41 x 51	
DXI 13 460.18 - 460.24 /25/26 - 500.18 /24/25/26	DXi13	GBox: ZF 16S-2520 TO	Double disc	06 ->			9245			400	10	41 x 51	6146
E.TECH 400.18 /24/26 - 480.18 /24/26	MACKETECHC		->03.2003	00 ->			9216			430	10	41 x 51	
E.TECH 400.18 /24/26 - 480.18 /24/26	MACKETECHC		03.2003->	00 ->			9216	7987		430	10	41 x 51	
E.TECH 400.18 /24/26 - 480.18 /24/26	MACKETECHC		Double disc	00 ->			9245			400	10	41 x 51	6146
E.TECH 440.18 /24/26	MACKETECHB			00 ->			9216	7987		430	10	41 x 51	
E.TECH 440.18 /24/26	MACKETECHB		Double disc	00 ->			9245			400	10	41 x 51	6146
E.TECH 440.26T - 480.26T	MACKETECHC		Double disc	00 ->			9245			400	10	41 x 51	6146
MAJOR													
357	MIDRL1063540	GBox: B9/B18		-> 92			9222			430	20	50 x 55	
357	MIDRL1063540	GBox: Fuller		-> 92			1511			430	10	38 x 45	
360	MIVS083530	GBox: B9/B18		82 ->			9222			430	20	50 x 55	
360	MIVS083530			86 ->			1511			430	10	38 x 45	
360	MIVS083530	GBox: Fuller		-> 86			1511			430	10	38 x 45	
340ti.16 /17/18/19/24	MIDR062045E	GBox: Eaton	->09.1992	91 -> 96			1511			430	10	38 x 45	
340ti.16 /17/18/19/24	MIDR062045E	GBox: B9/B18	->09.1992	91 -> 96			9222			430	20	50 x 55	
340ti.16 /17/18/19/24	MIDR062045E	GBox: Fuller	10.1992->	91 -> 96			1511			430	10	38 x 45	
340ti.16 /17/18/19/24	MIDR062045E	GBox: B9		91 -> 96			9222			430	20	50 x 55	
340ti.16 /17/18/19/24	MIDR062045E	GBox: B9+35mm - B18		91 -> 96			9222			430	20	50 x 55	
340ti.18 /26 350.18/T	MIDR063540G	GBox: B9/B18	->09.1992	91 -> 96			9222			430	20	50 x 55	
340ti.18 /26 350.18/T	MIDR063540G		+ Double disc	91 -> 96			9251			400	20	50 x 55	6153
340ti.18 /26 350.18/T	MIDR063540G	GBox: B9+35mm - B18		91 -> 96			9222			430	20	50 x 55	
350.17 /18/19/24/26	MIDR063540G	GBox: B9/B18	->09.1992	91 -> 92			9222			430	20	50 x 55	
350.17 /18/19/24/26	MIDR063540G	GBox: Fuller	->09.1992	91 -> 92			1511			430	10	38 x 45	
350.17 /18/19/24/26	MIDR063540G	GBox: B9+35mm	10.1992->	91 -> 92			9222			430	20	50 x 55	
350.17 /18/19/24/26	MIDR063540G	GBox: B9	10.1992->	91 -> 92			9222			430	20	50 x 55	
380.22 380.25	MIDR063540H	GBox: B9/B18	->09.1992	91 -> 92			9222			430	20	50 x 55	
380.22 380.25	MIDR063540H	GBox: Eaton	->09.1992	91 -> 92			1511			430	10	38 x 45	
380.22 380.25	MIDR063540H	GBox: B9	10.1992->	91 -> 92			9222			430	20	50 x 55	
380.22 380.25	MIDR063540H	GBox: B9+35mm - B18	10.1992->	91 -> 92			9222			430	20	50 x 55	
385ti.17 /18/19/22/24/25/26 380.17 /18/19/24/25/26	MIDR063540L	GBox: B9/B18	->09.1992	91 -> 92			9222			430	20	50 x 55	
385ti.17 /18/19/22/24/25/26 380.17 /18/19/24/25/26	MIDR063540L	GBox: Eaton	->09.1992	91 -> 92			1511			430	10	38 x 45	
385ti.17 /18/19/22/24/25/26 380.17 /18/19/24/25/26	MIDR063540L	GBox: B9	10.1992->	91 -> 92			9222			430	20	50 x 55	
385ti.17 /18/19/22/24/25/26 380.17 /18/19/24/25/26	MIDR063540L	GBox: B9+35mm - B18	10.1992->	91 -> 92			9222			430	20	50 x 55	
420ti.18 /19/22/24/26/35	MIDR063540J	GBox: B9+35mm - B18		92 -> 96			9222			430	20	50 x 55	
420ti.18 /19/22/24/26/35	MIDR063540J		+ Double disc	92 -> 96			9251			400	20	50 x 55	6153
MANAGER													
200.13 /15/16/17/18	MIDRO60226H	GBox: ZF - Eaton		91 -> 93			1576			350	10	31 x 38	
220.17 /19 BOM	MIDS062045J	GBox: G406/409	->06.1995	91 -> 96			9249			430	16	40 x 45	
220.17 /19 BOM	MIDS062045J	GBox: G406/409 ACS	07.1995->	91 -> 96			9249			430	16	40 x 45	
230.13 SP	MIDS062030P	GBox: 6.69 - B6	11.1992->	91 -> 93						380			
230.13 SP	MIDS062030P			91 -> 93						380			
230.13 /15/16/17/18/19	MIDR060226D	GBox: G406/409		91 -> 96						380			
270.13 /14/17/18	MIDRO62045B/3	GBox: B9+35mm/B18		93 -> 96			9222			430	20	50 x 55	
270.13 /14/17/18	MIDRO62045B/3	GBox: B9		93 -> 96			9222			430	20	50 x 55	












		 				  	E. SASSONE			Ø	Z	Spines	
270.13 - 280.13 /15/16/17/18/19/24/26	MIDS062045B	GBox: B9 - B18	->09.1992	91 -> 96		2688				430	20	49,2 x 55	
270.13 - 280.13 /15/16/17/18/19/24/26	MIDS062045B	GBox: B9	10.1992->	91 -> 96		9222				430	20	50 x 55	
270.13 - 280.13 /15/16/17/18/19/24/26	MIDS062045B	GBox: B9+35mm - B18		91 -> 96		9222				430	20	50 x 55	
270.13 - 280.13 /15/16/17/18/19/24/26	MIDS062045B	GBox: Fuller		91 -> 96		1511				430	10	38 x 45	
270.13 - 280.13 /15/16/17/18/19/24/26	MIDS062045B	GBox: ZF 16S-130	PTO	91 -> 96		1925				420	10	36 x 45	
300.13 /15/16/17/18/19/24/25/26	MIDR062045D3	GBox: ZF 16S-130	->09.1992	91 -> 96		1511				430	10	38 x 45	
300.13 /15/16/17/18/19/24/25/26	MIDR062045D3	GBox: B9 - B18	->09.1992	91 -> 96		2688				430	20	49,2 x 55	
300.13 /15/16/17/18/19/24/25/26	MIDR062045D3	GBox: B9	10.1992->	91 -> 96		9222				430	20	50 x 55	
300.13 /15/16/17/18/19/24/25/26	MIDR062045D3	GBox: B9+35mm - B18	10.1992->	91 -> 96		9222				430	20	50 x 55	
300.13 /15/16/17/18/19/24/25/26	MIDR062045D3	GBox: ZF S6-90	10.1992->	91 -> 96		9350				430	10	36 x 45	
300.13 /15/16/17/18/19/24/25/26	MIDR062045D3	GBox: ZF 16S-130	PTO	91 -> 96		1925				420	10	36 x 45	
300.24	MIDR062045D	GBox: ZF 16S-130	->09.1992	91 -> 96		1511				430	10	38 x 45	
300.24	MIDR062045D	GBox: B9 - B18	->09.1992	91 -> 96		2688				430	20	49,2 x 55	
300.24	MIDR062045D	GBox: B9	10.1992->	91 -> 96		9222				430	20	50 x 55	
300.24	MIDR062045D	GBox: B9+35mm - B18	10.1992->	91 -> 96		9222				430	20	50 x 55	
300.24	MIDR062045D	GBox: ZF S6-90	10.1992->	91 -> 96		9350				430	10	36 x 45	
300.24	MIDR062045D	GBox: ZF 16S-130	PTO	91 -> 96		1925				420	10	36 x 45	
300.24	MIDR062045D	GBox: ZF 16S-130+		91 -> 96						250	32		Coupling
330.13 /15/17/18/19/24/26	MIDR062045H	GBox: Eaton RTXF 116		91 -> 93		1511				430	10	38 x 45	
330.13 /15/17/18/19/24/26	MIDR062045H	GBox: B9/B18	10.1992->	91 -> 93		9222				430	20	50 x 55	
330.13 /15/17/18/19/24/26	MIDR062045H	GBox: ZF 16S-130	PTO	91 -> 93		1925				420	10	36 x 45	
330.16 - 340ti.16 /17/18/19/26	MIDR062045H	GBox: B9/B18	->09.1992	91 -> 96		9222				430	20	50 x 55	
330.16 - 340ti.16 /17/18/19/26	MIDR062045H	GBox: ZF 16S-130	->09.1992	91 -> 96		1511				430	10	38 x 45	
330.16 - 340ti.16 /17/18/19/26	MIDR062045H	GBox: B9+35mm - B18	10.1992->	91 -> 96		9222				430	20	50 x 55	
330.16 - 340ti.16 /17/18/19/26	MIDR062045H	GBox: B9	10.1992->	91 -> 96		9222				430	20	50 x 55	
330.16 - 340ti.16 /17/18/19/26	MIDR062045H	GBox: Eaton	10.1992->	91 -> 96		1511				430	10	38 x 45	
MAXTER													
280.18	MIDS062045B	GBox: B9+35mm - B18		92 -> 93		9222				430	20	50 x 55	
280.18	MIDS062045B	GBox: B9		92 -> 93		9222				430	20	50 x 55	
300.18 / 19/26 340ti.19 /25/26/32/34	MIDR062045E	GBox: B9+35mm - B18		92 -> 97		9222				430	20	50 x 55	
300.18 / 19/26 340ti.19 /25/26/32/34	MIDR062045D	GBox: B9		92 -> 97		9222				430	20	50 x 55	
340ti.34 /40	MIDR062045E	GBox: B9+35mm		92 -> 97		9222				430	20	50 x 55	
340ti.34 /40	MIDR062045E	GBox: B9		92 -> 97		9222				430	20	50 x 55	
340ti.34 /40	MIDR062045E	GBox: B9/B18	+ Double disc	92 -> 97		9251				400	20	50 x 55	6153
340ti.34 /40	MIDR062045E	GBox: Fuller		92 -> 97		1511				430	10	38 x 45	
MESSINGER													
B 80	SOFIM814007	GBox: ZF S5.18		92 ->		1526	7062			235	10	24,5 x 29	
B 110	SOFIM814027	GBox: ZF S5.24	->02.1993	92 ->						250			
B 120	SOFIM814047	GBox: ZF S5.24								250			
MIDLINER													
M 140.12	MIDS060212C	GBox: ZF S 5-35		89 -> 93		2772				310	10	31 x 38	
M 140.12	MIDS060212	GBox: ZF S 6-36		89 -> 93		1576				350	10	31 x 38	
M 140.13	MIDS060212	GBox: ZF S 6-36		89 -> 93		1576				350	10	31 x 38	
M 150.09 /11/14	MIDS060226U	GBox: Fuller 4106A		92 -> 96		1576				350	10	31 x 38	
M 150.12 /14	MIDS060226U	GBox: Fuller 4106A	OE with predamper	92 -> 00		1576				350	10	31 x 38	
M 150.12 /13	MIDS060226U	GBox: Fuller 4106A		92 -> 96		1576				350	10	31 x 38	
M 150.13	MIDS060226U	GBox: Fuller 4106A	OE with predamper	96 -> 00		1576				350	10	31 x 38	
M 160.12 /13/14/15	MIDS060212	GBox: ZF S5-35		89 -> 93		1576				350	10	31 x 38	
M 160.12 /13/14/15	MIDS060212B	GBox: G406/409		89 -> 93		1586				350	10	36 x 45	
M 180.10 /11/12/13/15/16 210.12 /13/15/16	MIDR060226W	GBox: Euro1/ZFS6-36	OE with predamper	92 -> 00		1576				350	10	31 x 38	
M 200.10 /12/13	MIDR060226	GBox: ZF		88 -> 93		1576				350	10	31 x 38	
M 200.10 /12/13	MIDR060226H	GBox: G406/409		88 -> 93		2196				350	10	40 x 45	
M 210.13 /14/15/16	MIDR060226W	GBox: ZF S 6-36S		92 -> 00						350			
M 210.14 /C BOM	MIDR060226W	GBox: Eaton 4106A	OE with predamper	92 -> 96		1576				350	10	31 x 38	
M 210.14 /C BOM	MIDR060226W	GBox: G406/409		92 -> 96		2196				350	10	40 x 45	
M 230.10 /C	MIDR060226D	GBox: G406-1		89 -> 92						380			












										Ø	Z	Spines	
E. SASSONE													
M 230.12 /13/15/16	MIDR060226D			89 -> 96						380			
M 230.15	MIDR060226D	GBox: G409		89 -> 96						380			
M 250.13 /15/16	MIDR060226Y			96 -> 00			6388			395	10	36 x 45	
S 90	720	GBox: ZF S5-24								250			
S 90	720	GBox: RVI 321+U407					0696			250	10	28 x 35	
S 100.06 /07/08/09	PerkinsT4-38	GBox: ZFS5-24		86 -> 90			0235			280	10	29 x 35	
S 100.09/A BOM	T438	GBox: ZF S5-24		86 -> 90									
S 110.06 /07/08	797	GBox: ZFS5-24		85 -> 90									
S 120.06 /07/08/09 BOM	T440A/3	GBox: ZF S5-42	LHD	90 -> 94			0538	7942		280	10	31 x 38	
S 120.06 /07/08/09 BOM	T440A/3	GBox: ZF S5-42	RHD	90 -> 94			2808	7942		310	10	31 x 38	
S 120.07/A	T440		LHD	90 -> 92			0538	7942		280		31 x 38	
S 120.07/A	T440		92 -> RHD	90 -> 92			2808	7942		310	10	31 x 38	
S 120.07/A	T440	GBox: ZFS5-42		90 -> 92			1576			350	10	31 x 38	
S 120.08/A	T440		LHD	90 -> 92			0538	7942		280		31 x 38	
S 120.08/A	T440		RHD	90 -> 92			2808	7942		310	10	31 x 38	
S 130.06 /07/08/09/11/13	797	GBox: ZFS5-35		83 -> 90			2772			310	10	31 x 38	
S 130.06 /07/08/09/11/13	797	GBox: ZFS6-36		83 -> 90			1576			350	10	31 x 38	
S 135.08/A	T440B/3		LHD	94 -> 96			2808	7942		310	10	31 x 38	
S 135.08/A	T440B/3		96 -> RHD	94 -> 96			1576	7942		350	10	31 x 38	
S 135.08 /09 150.08 /09	MIDR040226A		LHD	96 -> 00			2808	7942		310	10	31 x 38	
S 135.08 /09 150.08 /09	MIDR040226A		RHD	96 -> 00			1576	7942		350	10	31 x 38	
S 140.07 /08/09	MIDS060212C	GBox: ZF5-35/6-36		90 -> 93			2772			310	10	31 x 38	
S 150.08 /09	MIDR060226U	GBox: Eaton 4106B		92 -> 00			1576			350	10	31 x 38	
S 150.08 /09/11/13/14 BOM	MIDS060212B	GBox: ZFS5-42		86 -> 96			1576			350	10	31 x 38	
S 150.08 /09 TI	798-10	GBox: ZFS5-35		83 -> 86			1576			350	10	31 x 38	
S 150.09 135.09	MIDR040226A	GBox: ZF - Eaton	OE with predamper	96 -> 00			1576	7942		350	10	31 x 38	
S 160.08 /09	MIDS060212B	GBox: ZFS5-35		90 -> 93			1576			350	10	31 x 38	
S 170.11 /13/14/15	MIDR060212	GBox: ZFS5-35		82 -> 93			1576			350	10	31 x 38	
S 170.11 /13/14/15	MIDR060212	GBox: ZFS6-65		82 -> 93			1576			350	10	31 x 38	
S 170.11 /13/14/15	798	GBox: ZFS6-65		82 -> 93						350			
S 180.08 /09	MIDR060226V	GBox: Eaton 4106A		82 -> 00			1576			350	10	31 x 38	
S 220.11 /13/14	MIDR060226			87 -> 90						380			
MIDLUM													
135.08 - 150.08 /09/10	MIDR040226B/4	GBox: ZF - Eaton		00 ->			2808	7942		310	10	31 x 38	
150.08 /10/12 180.08 /10	MIDR040226B/4	GBox: ZF - Eaton	LHD	01 ->						362	10		
180.12 220.12 /14/15/16/18	dci6W - dCi4C	GBox: ZF - Eaton	LHD	01 ->						362	10		
210.08 220.08	dci6W	GBox: ZF - Eaton	LHD	00 ->						362	10		
210.09 /10 270.16 /18	dci6A - dci6W	GBox: ZF 5S-42	LHD	00 ->						362	10		
240.12 /13/14/15/16/18 280.12 /13/14/16/18	DXi7	GBox: ZF		06 ->			9285			395	10	36 x 45	
P													
PX 28 - 30	BM8120	GBox: BDSL					0287			430	20	49,2 x 55	
PR													
10 S	MIDS062030	GBox: BDSL		78 ->			2136			380	16	40 x 45	
12 S - 14 S		GBox: BDSL		78 ->			2136			380	16	40 x 45	
14		GBox: BDSL					2136			380	16	40 x 45	
14	MIDR062030	GBox: ZFS6-90											
14 SR	MIDR062030	GBox: ZFS6-80		92 ->									
PREMIUM													
Distribution 210.16	MIDR060226W	GBox: Eaton 4106 A	OE with predamper	96 ->			1576	7942		350	10	31 x 38	
Distribution 210.16	MIDR060226W	GBox: Eaton 8209 A		96 ->			6388			395	10	36 x 45	
Distribution 210.18 - 220.18	dci6W	GBox: Eaton 4106 A	OE with predamper	96 ->			1576	7942		350	10	31 x 38	
Distribution 210.18 - 220.18	dci6W	GBox: Eaton 8209 A		96 ->			6388			395	10	36 x 45	
Distribution 250.16 /18/19	MIDR060226Y	GBox: Eaton 8209 A		96 ->			6388			395	10	36 x 45	
Distribution 260.16 /18/19 / BOM	MIDR062045C/4	GBox: Eaton 8209 A		96 ->			9350			430	10	36 x 45	
Distribution 300.16 /18/19/26 Route 300.16 /18/19	MIDR062045D	GBox: B9		96 ->			9222			430	20	50 x 55	
Distribution 300.16 /18/19/26 Route 300.16 /18/19	MIDR062045D	GBox: B9+35mm - B18		96 ->			9222			430	20	50 x 55	



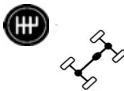







		 				  	E. SASSONE			Ø	Z	Spines	
Distribution 300.16 /18/19/26 Route 300.16 /18/19	MIDR062045D	GBox: B9+35mm - B18	Double disc	96 ->		9251		400	20	50 x 55	6153		
Distribution 300.16 /18/19/26 Route 300.16 /18/19	MIDR062045D	GBox: ZF 9S-109		96 ->		9350		430	10	36 x 45			
Distribution 320.18 /24/26 Route 320.18	dCi11G	GBox: ZF 9S-109		00 ->		9350		430	10	36 x 45			
Distribution 320.18 /24/26 Route 320.18	dCi11G	GBox: ZF 12AS2301		00 ->			7987	430					
Distribution 320.18 /24/26 Route 320.18	dCi11G	GBox: ZF 12AS2301	Double disc	00 ->		9245		400	10	41 x 51	6146		
Distribution 340.18 /19/26	MIDR062045E	GBox: B9		96 ->		9222		430	20	50 x 55			
Distribution 340.18 /19/26	MIDR062045E	GBox: B18 - B9+35mm		96 ->		9222		430	20	50 x 55			
Distribution 340.18 /19/26	MIDR062045E	GBox: B18 - B9+35mm	Double disc	96 ->		9251		400	20	50 x 55	6153		
Distribution 340.18 /19/26	MIDR062045E	GBox: ZF 9S-109		96 ->		9350		430	10	36 x 45			
Distribution 340.18 /19/26	MIDR062045E	GBox: ZF	09.1999->	96 ->		1511		430	10	38 x 45			
Distribution 340.18 /19/26	MIDR062045E	GBox: ZF	Double disc	96 ->		9245		400	10	41 x 51	6146		
Distribution 370/18 /24/26 Route 370 - 420.18 /24/26	dCi11E	GBox: ZF		00 ->			7987	430					
Distribution 370/18 /24/26 Route 370 - 420.18 /24/26	dCi11E		Double disc	00 ->		9245		400	10	41 x 51	6146		
Distribution 400.18	MIDR062356B	GBox: B9	+	00 ->		9216		430	10	41 x 51			
Distribution 400.18	MIDR062356B	GBox: B18		00 ->		9222		430	20	50 x 55			
Distribution 400.18	MIDR062356B	GBox: B9 - B18	Double disc	00 ->		9251		400	20	50 x 55	6153		
Distribution 400.18	MIDR062356B	GBox: ZF 8S-151		00 ->		9216		430	10	41 x 51			
Distribution 400.18	MIDR062356B	GBox: ZF 8S-151	Double disc	00 ->		9245		400	10	41 x 51	6146		
Distribution 420.18	dCi11C	GBox: ZF 8S-151		00 ->		9216		430	10	41 x 51			
Distribution 420.18	dCi11C	GBox: ZF 12AS "Full Auto"		00 ->		9216	7987	430	10	41 x 51			
Distribution 420.18	dCi11C		Double disc	00 ->		9245		400	10	41 x 51	6146		
Route 340.18 /19/24/26	MIDR062045E	GBox: B9		96 ->		9222		430	20	50 x 55			
Route 340.18 /19/24/26	MIDR062045E	GBox: B9+35mm - B18		96 ->		9222		430	20	50 x 55			
Route 340.18 /19/24/26	MIDR062045E	GBox: B9+35mm - B18	Double disc	96 ->		9251		400	20	50 x 55	6153		
Route 340.18 /19/24/26	MIDR062045E	GBox: ZF 8S-151		96 ->		1511		430	10	38 x 45			
Route 340.18 /19/24/26	MIDR062045E	GBox: ZF 8S-151	Double disc	96 ->		9245		400	10	41 x 51	6146		
Route 385.18 - 400.18 /19/24/26	MIDR062356B	GBox: B9		96 ->		9222		430	20	50 x 55			
Route 385.18 - 400.18 /19/24/26	MIDR062356B	GBox: B9+35mm - B18		96 ->		9222		430	20	50 x 55			
Route 385.18 - 400.18 /19/24/26	MIDR062356B	GBox: B9+35mm - B18	Double disc	96 ->		9251		400	20	50 x 55	6153		
Route 385.18 - 400.18 /19/24/26	MIDR062356B	GBox: ZF 8S-151		96 ->		9216		430	10	41 x 51			
Route 385.18 - 400.18 /19/24/26	MIDR062356B	GBox: ZF 8S-151	Double disc	96 ->		9245		400	10	41 x 51	6146		
PREMIUM 2													
370 - 410	DXi7	GBox: AT2412D				9326		430	24	45 x 50			
370 - 410	DXi7	GBox: AT - ATO				9317		430	24	45 x 50			
450	DXi7	GBox: AT - ATO				9348		430	24	46 x 50			
450	DXi7	GBox: AT2412D				9326		430	24	45 x 50			
Distribution 280 - 310 - 320 - 340.18 /26	DXi7	GBox: ZF		06 ->		9285		395	10	36 x 45			
Distribution 280 - 310 - 320 - 340.18 /26	DXi7	GBox: AT2412D		06 ->		9326		430	24	45 x 50			
Lander 270.18 /19 - 310.19 /26 - 340.18 /19/26	DXi7	GBox: ZF		06 ->		9285		395	10	36 x 45			
Lander 270.18 /19 - 310.19 /26 - 340.18 /19/26	DXi7	GBox: AT2412D		06 ->		9326		430	24	45 x 50			
Distribution 320.18 - 340.19 Lander 310.26 - 340.26	DXi7	GBox: AT2412D		06 ->		9326		430	24	45 x 50			
Distribution 370 - 410.18D /26 Route 330 - 410.18 /24/25/26	DXi11	GBox: 16S-2220	272 - 280 kW	05 ->		8999	9216	430	10	41 x 51			
Distribution 370 - 410.18D /26 Route 330 - 410.18 /24/25/26	DXi11		Double disc	05 ->		9245		400	10	41 x 51	6146		
Distribution 370 - 410.18 /26 Route 330 - 410.18 /24/25/26	DXi11	GBox: AT2412		05 ->		9317		430	24	45 x 50			
Distribution - Lander - Route 380.18 /19/26	DXi11	GBox: 16S-2220	280 kW	06 ->		8999	9216	430	10	41 x 51			
Distribution - Lander - Route 380.18 /19/26	DXi11		Double disc	06 ->		9245		400	10	41 x 51	6146		
Distribution - Lander - Route 380.18 /19/26	DXi11	GBox: AT2412		06 ->		9317		430	24	45 x 50			
Distribution - Lander - Route 380.18 /19/26	DXi11	GBox: 16S1930	316 kW	06 ->		8999	9216	430	10	41 x 51			
Distribution - Lander - Route 430 - 460.18 /19/26/32	DXi11	GBox: 16S-2220	339 kW	06 ->		8999	9216	430	10	41 x 51			
Distribution - Lander - Route 430 - 460.18 /19/26/32	DXi11		Double disc	06 ->		9245		400	10	41 x 51	6146		
Distribution - Lander - Route 430 - 460.18 /19/26/32	DXi11	GBox: AT - ATO		06 ->		9219		430	24	45,1 x 50,2			
Distribution - Lander - Route 430 - 460.18 /19/26/32	DXi11	GBox: 16S-2230		06 ->		9335		430	10	41 x 51			
Lander 440.18 /19/26/32 Route 450.18 /24/25/26	DXi11	GBox: 16S-2220	331 kW	05 ->		8999	9216	430	10	41 x 51			
Lander 440.18 /19/26/32 Route 450.18 /24/25/26	DXi11		Double disc	05 ->		9245		400	10	41 x 51	6146		
Lander 440.18 /19/26/32 Route 450.18 /24/25/26	DXi11	GBox: AT - ATO		05 ->		9219		430	24	45,1 x 50,2			
Lander 430.18 /26	DXi11	GBox: 16S-2220	316 kW	06 ->		8999	9216	430	10	41 x 51			



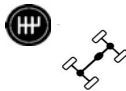







									Ø	Z	Splines	
E. SASSONE												
Lander 430.18 /26	DXi11		Double disc	06 ->		9245			400	10	41 x 51	6146
Lander 430.18 /26	DXi11	GBox: AT2412		06 ->		9317			430	24	45 x 50	
Lander 430.18 /26	DXi11	GBox: 16S-2230		06 ->		9335			430	10	41 x 51	
R												
310.16 /17/19/22	MIDR063540	GBox: RVI		80 -> 89		9222			430	20	50 x 55	
330.17 /19/24	MIDR062045	GBox: RVI		88 -> 91		9222			430	20	50 x 55	
340.17 /19/24	MIDR063540	GBox: RVI		86 -> 90		9222			430	20	50 x 55	
340.17 /19/24	MIDR063540	GBox: Fuller		86 -> 90		1511			430	10	38 x 45	
340ti.16 /17/18/19/24/26	MIDR062045E	GBox: B9/B18		90 -> 91		9222			430	20	50 x 55	
340ti.16 /17/18/19/24/26	MIDR062045E	GBox: Fuller		90 -> 91		1511			430	10	38 x 45	
350.17 /18/19/24/26 365.17/19/24	MIDR063540G	GBox: B9/B18		90 -> 91		9222			430	20	50 x 55	
350.17 /18/19/24/26 365.17/19/24	MIDR063540G	GBox: Fuller		90 -> 91		1511			430	10	38 x 45	
370.16 /22	MIVS083530	GBox: B9/B18		83 -> 85		9222			430	20	50 x 55	
370.16 /22	MIVS083530	GBox: Fuller		83 -> 85		1511			430	10	38 x 45	
380.17 /18/19/22/24/25/26	MIDR063540H	GBox: B9/B18		90 -> 91		9222			430	20	50 x 55	
380.17 /18/19/22/24/25/26	MIDR063540H	GBox: Fuller 14613		90 -> 91		1511			430	10	38 x 45	
390.16 /17/22/24	MIVR083530	GBox: B9/B18		85 -> 89		9222			430	20	50 x 55	
390.16 /17/22/24	MIVR083530	GBox: Fuller		85 -> 89		1511			430	10	38 x 45	
420.17 /19/24/35	MIVR083530G	GBox: B9/B18		88 -> 91		9222			430	20	50 x 55	
420.17 /19/24/35	MIVR083530G	GBox: ZF 16S-190		88 -> 91		1511			430	10	38 x 45	
420.17 /19/24/35	MIDR063540J	GBox: B9/B18		88 -> 91		9222			430	20	50 x 55	
420.17 /19/24/35	MIDR063540J	GBox: ZF 16S-190		88 -> 91		1511			430	10	38 x 45	
S												
90	720	GBox: 321		83 ->		0696			250	10	28 x 35	
90	PerkinsT4-38	GBox: ZFS5-24				0235			280	10	29 x 35	
SB 2 LE		GBox: 321		70 -> 79		0696			250	10	28 x 35	
SB 2 MBD		GBox: 321		-> 79		0696			250	10	28 x 35	
SAVIEM												
12.215 - 19.215 - 22.215	MAN2356HM					1571	7917		380	10	36 x 45	
12.230 - 19.230 - 22.230 - 32.230	MAN2356HM					1571	7917		380	10	36 x 45	
13.168 - 15.168 - 19.192 - 19.268			OE with predamper	78 -> 81		1696	7994		350	10	36 x 45	
19.240 - 26.240 - 32.240			OE with predamper	74 -> 81		1606	7917		380	10	36 x 45	
SG												
2 - 3	712 - 817	GBox: 321		69 -> 79		0696			250	10	28 x 35	
SG 2 - SG 3	712 - 817	GBox: 321		79 ->		0696			250	10	28 x 35	
SG 5		GBox: ZFS5-24		79 ->					250			
SG 5 D		GBox: 321		69 ->		0696			250	10	28 x 35	
SM												
10 - 10 T - 12 - 12 T - 15.186			OE with predamper	74 -> 79		1966	7917		350	10	32 x 40	
170.00		GBox: ZF	OE with predamper	-> 79		1966	7917		350	10	32 x 40	
19.240 - 26.240 - 32.240	MAN2356	GBox: 343.02		75 -> 79			7917		380			
200	MAN2456	GBox: Saviem		71 -> 74					380			
21.180			OE with predamper	76 -> 78		1966			350	10	32 x 40	
21.240	MAN2356	GBox: 343.032		74 -> 79			7917		380			
240	MAN2156	GBox: Saviem		71 -> 79					380			
240	MAN2156	GBox: ZFAK6-80		77 -> 79			7917		380			
280 - 300	MAN2156	GBox: Fuller RTO 9509		77 -> 79		1951	7917		420	10	36 x 45	
280 - 300	MAN2156	GBox: Fuller RTO 9509		77 -> 79		1951	7917		420	10	36 x 45	
32.256 - 340 - 340 T	MAN2858	GBox: ZF		76 -> 79		1951	7917		420	10	36 x 45	
SP												
5		GBox: 321		75 ->		0696			250	10	28 x 35	
T-Serie												
380 - 430 - 460	DTI11	GBox: MT 2214B / MT 2514B	+	13 ->					430	24		
380 - 430 - 460	DTI11	GBox: AT - ATO		13 ->					430	24		
440 - 480 - 520	DTI13	GBox: MT 2214B / MT 2514B	+	13 ->					430	24		
440 - 480 - 520	DTI13	GBox: AT - ATO		13 ->					430	24		












		 				  	Ø	Z	Splines	
E. SASSONE										
TB										
191 A - B - C - E - F - G	MIDS062030	GBox: 6 G.		78 -> 81		2136		380	16	40 x 45
191 B - C - E - F - G	MIDS062030	GBox: 6 G.		81 ->		2136		380	16	40 x 45
231 A - B - C - E - F - G	MIDS062030			78 -> 81		2349		430	16	40 x 45
231 B - C - E - F - G	MIDS062030	GBox: 10 G.		81 ->		2349		430	16	40 x 45
TBH										
260 6x4 - 280 6x4		GBox: BM8.120		78 ->		0287		430	20	49,2 x 55
280	MIDR063540		PTO			1925		420	10	36 x 45
TF										
230 A - 230 A Turbo	MIDSO62030			77 -> 79		2349		430	16	40 x 45
TL										
TLM 280	MIDS063540	GBox: Fuller RTO 9509		80 -> 86		1511		430	10	38 x 45
TLM 280	MIDS063540	GBox: B9/B18		80 ->		2688		430	20	49,2 x 55
TLR 280 - A - A1 - C - E	BM8120			74 -> 83		0287		430	20	49,2 x 55
TP										
3 MB 35 - 39 4x4		GBox: 321		75 -> 79		0696		250	10	28 x 35
3 MB 35 - 39 4x4		GBox: 321		79 -> 83		0696		250	10	28 x 35
TR										
280 - 280 A		GBox: B9.150		74 -> 84		2688		430	20	49,2 x 55
305 A - 320 - 320 A - Turbo 4x2	MIVS083530	GBox: BM8.120/3		74 -> 78		0287		430	20	49,2 x 55
M 2000 - M 2000 Military		GBox: ZFS5-24		92 ->				250		
M 10000	MIDS062045B	GBox: B18		92 ->		2688		430	20	49,2 x 55
M 10000	MIDS062045B	GBox: B9		-> 92		2688		430	20	49,2 x 55
M 10000 Military	MIDR062045	GBox: B9.150				2688		430	20	49,2 x 55
85 - 90										
85.150 TI 4x4	MIDS060212B	GBox: ZFS5-35+BT232S		85 ->		1576		350	10	31 x 38
90 B		GBox: ZF		78 -> 80				250		
90 B 6		GBox: 321		78 -> 80		0696		250	10	28 x 35
100										
110.150	MIDS060212B	GBox: ZF		85 ->		1576		350	10	31 x 38
110.170		GBox: ZF		85 ->				350	10	
130 B	797	GBox: ZF		78 -> 80		2772		310	10	31 x 38
130 TB	797	GBox: ZF		76 -> 80				350	10	
150 B	798	GBox: ZF		76 -> 80		1576		350	10	31 x 38
700										
700 KB - 770 K - 770 KB	MDO42030			75 -> 79						
770 KB 6	MIDO62030					2136		380	16	40 x 45
770 KB - KBK	MD42030	GBox: ZF S5-35		74 -> 78		2772		310	10	31 x 38
770 KB - KBK	MDO42030	GBox: ZF		78 -> 79		1576		350	10	31 x 38
800										
880 KB	MDO42030	GBox: BXSL 109		74 -> 78						
880 KB - 881 KB - 881 KBD	MDO42030	GBox: ZF		78 -> 79		1576		350	10	31 x 38
880 KB - 881 KB - 881 KBD	MDO42030	GBox: ZF S5-35		-> 78		2772		310	10	31 x 38
900										
950 KB 6S - KBT 6S	MIDO62030	GBox: BDSL061		78 -> 79		2349		430	16	40 x 45
950 KB - KBT	MIDO62030			-> 79				380		
950 KB - KBT	MIDO62030			76 -> 79		2136		380	16	40 x 45
950 - 951 KB	MDO42030	GBox: ZF		73 -> 79		1576		350	10	31 x 38
RENAULT TRUCKS										
BUS										
ARES										
-> 99										
Ares		GBox: B8 TBV				9222		430	20	50 x 55
Ares		GBox: ZF 8S-180		-> 01		9216		430	10	41 x 51
Ares		GBox: ZF 6S-85				9220		430	10	36 x 45
Ares		GBox: ZF 10AS2301		-> 01		9216	7987	430	10	41 x 51
Ares	DCI11	GBox: ZF 6S-1600		-> 01		9216		430	10	41 x 51












		 				 E. SASSONE			Ø	Z	Spines	
Ares	F2B	GBox: 6S-1600	OE with Predamper				2789	7995	400	10	41 x 51	
AXER -> 99												
C 956							2789	7995	400	10	41 x 51	
E 7												
E 7 C	798	GBox: ZFS5-35		75 ->			1576		350	10	31 x 38	
E 7 L - M - N	MAN2156								380			
E 7 L - M - N	MAN2356								380			
E 53												
Serie E 53	MAN 2356			71 -> 79					380			
FR 1												
FR 1		GBox: ZF S6-150		90 -> 92			9220		430	10	36 x 45	
FR 1		GBox: B9		90 -> 92			9222		430	20	50 x 55	
FR 1	MIDR062045	GBox: ZF S8 - 180		92 ->			1511		430	10	38 x 45	
FR 1	MIDR062045	GBox: ZF S6-90 - S6-85		92 ->			9220		430	10	36 x 45	
FR 1	MIDR062045M3	GBox: B8L		92 ->			9222		430	20	50 x 55	
FR 1 E - T - GT	MIDR062045	GBox: ZF S6-90 - ZF S6-85		92 ->			9220		430	10	36 x 45	
FR 1 E - T - GT	MIDR062045	GBox: ZF S8-180		92 ->			1511		430	10	38 x 45	
FR 1 E - T - GT	MIDR062045	GBox: B9/B8L		92 ->			9222		430	20	50 x 55	
ILIADÉ -> 99												
Iliade		GBox: B 8 170R1 TBV		96 -> 97			9222		430	20	50 x 55	
Iliade		GBox: B9 - B8 170R5 TBV		97 ->			9222		430	20	50 x 55	
Iliade		GBox: ZF S6-85		-> 97			9220		430	10	36 x 45	
Iliade		GBox: ZF S6-85		97 ->			9220		430	10	36 x 45	
Iliade		GBox: ZF S8-180		-> 97			9216		430	10	41 x 51	
Iliade		GBox: ZF S8-180	10.1997->	97 ->			9216		430	10	41 x 51	
KAROSA -> 99												
MIHR 062045							9220		430	10	36 x 45	
OBRADORE -> 99												
Obradore	MIDR062045M1	GBox: B9/B8L		96 ->			9222		430	20	50 x 55	
Obradore	MIDR062045M41	GBox: ZF S8-180		96 ->			1511		430	10	38 x 45	
PR												
8				86 ->			2196		350	16	40 x 45	
RÉCREO -> 99												
C 935	MIHR062045A	GBox: 5P 115		96 ->			9220		430	10	36 x 45	
C 955							2789	7995	400	10	41 x 51	
S												
45		Chass. 365->					0743		350	10	36 x 45	
53	MAN	Chass. 1512->					0743		350	10	36 x 45	
105	MAN0846	GBox: RV1332		92 ->			0743		350	10	36 x 45	
TRACER -> 99												
332	MIHR062045	GBox: G406		-> 92			9249		430	16	40 x 45	
332	MIHR062045	GBox: G406		93 ->			9249		430	16	40 x 45	
ROBUR												
1800 - 3000												
1800 - 2002 - 2500 - 3000							1955		250	10	26 x 32	
SCANIA												
65												
CF 65	K422-1	Mot. D11					1615		420	10	36 x 45	
75												
B 75 - CF 75	K422-1	Mot. D11					1615		420	10	36 x 45	
L 75 - LS 75	K422-1	Mot. DS10					1615		420	10	36 x 45	
76												
L 76 - LS 76	K422-1	Mot. D11 - DS11					1615		420	10	36 x 45	
80 - 81												
L 80 - LB 80 - L 81 - LB 81	K422-1	Mot. D8 - DS8					1615		420	10	36 x 45	












		 				  	E. SASSONE			Ø	Z	Spines	
L 80 - LB 80 - L 81 - LB 81	K422-3	Mot. D8 - DS8				1615		420	10	36 x 45			
85 - 86													
L 85 - LB 85 - L 86 - LB 86	K422-1	Mot. D8 - DS8				1615		420	10	36 x 45			
L 85 - LB 85 - L 86 - LB 86	K422-3	Mot. D8 - DS8				1615		420	10	36 x 45			
LBS 85 - LS 85	K422-3	Mot. D8 - DS8				1615		420	10	36 x 45			
LS 85	K422-1	Mot. D8 - DS8				1615		420	10	36 x 45			
110													
L 110 - LB - LBS - LBT - LS - LT	K422-1			-> 75		1615		420	10	36 x 45			
L 110 - LB - LBS - LBT - LS - LT	K422-4			76 ->		1938		420	10	36 x 45			
111													
BF 111	K422-4	Mot. D - DS11				1938		420	10	36 x 45			
L 111	K422-3	GBox: G770 - GR870				2367		420	22	41 x 45			
L 111	K422-1	GBox: G760 - GR860				1615		420	10	36 x 45			
L 111	K422-9	GBox: G770 - GR870				2367		430	22	41 x 45			
L 111	K422-4	GBox: G760 - GR860				1938		420	10	36 x 45			
LB 111	K422-9	GBox: G770 - GR870				2367		430	22	41 x 45			
LB 111	K422-9	GBox: G770 - GR870				2367		420	22	41 x 45			
LB 111	K422-4	GBox: G760 - GR860				1938		420	10	36 x 45			
LB 111	K422-1	GBox: G760 - GR860				1615		420	10	36 x 45			
LBS 111 - LS 111	K422-4	GBox: G760 - GR860				1938		420	10	36 x 45			
Serie 2													
82	K422-9	Mot. DN8 - DS8		82 -> 88		2367		430	22	41 x 45			
92	K422-9	Mot. DN8 - DS8		85 -> 88		2367		430	22	41 x 45			
92	K422-8		+	85 -> 88		2125		420	22	41 x 45			
112	K422-9	Mot. DN8 - DS8				2367		430	22	41 x 45			
112	K422-8		+	81 -> 86		2125		420	22	41 x 45			
142	K384-4	Chass. -> 4263275		80 -> 88		2242		380	22	41 x 45			
142	K384-4	Chass. -> 4263275	Double disc	80 -> 88		2242		380	22	41 x 45	2243		
142	K384-8	Chass. -> 4263275		80 -> 88		2242		380	22	41 x 45			
142	K384-8	Chass. -> 4263275	Double disc	80 -> 88		2242		380	22	41 x 45	2243		
142	K432-6	Chass. 4263276->	+	80 -> 88		2597		430	22	41 x 45			
Serie 3													
93 - 113 - 143	K402-1		+	88 -> 96		6251		400	24	41 x 45			
93 - 113 - 143	K402-3		+	88 -> 96				400	24				
93 - 113 - 143	K402-4		+ PTO	88 -> 96				400	24				
93 - 113 - 143	K422-8		+ PTO	88 -> 96		2125		420	22	41 x 45			
93 - 113 - 143	K422-9			88 -> 96		2367		430	22	41 x 45			
93 - 113 - 143	K422-12			88 -> 96		9330		420	24	45 x 50			
93 - 113 - 143	K422-13	Chass. 1196681 - 1217685	PTO	88 -> 96		9330		420	24	45 x 50			
93 - 113 - 143	K432-3		OE with predamper	88 -> 96		2367		420	22	41 x 45			
93 - 113 - 143	K432-5		+	88 -> 96		2597		430	22	41 x 45			
93 - 113 - 143	K432-6		+	88 -> 96		2597		430	22	41 x 45			
93 - 113 - 143	K432-10/14		+	88 -> 96		9278		430	24	45 x 50			
93 - 113 - 143	K432-13		+ PTO	88 -> 96		9219		430	24	45,1 x 50,2			
Serie 4													
94 - 114 - 124 - 144 - 164	K402-4		+ PTO	95 -> 04				400	24				
94 - 114 - 124 - 144 - 164	K402-5			95 -> 04				400	24				
94 - 114 - 124 - 144 - 164	K432-13		+ PTO	95 -> 04		9219		430	24	45,1 x 50,2			
94 - 114 - 124 - 144 - 164	K432-15			95 -> 04		9219		430	24	45,1 x 50,2			
94 - 114 - 124 - 144 - 164	K432-16			95 -> 04		9219		430	24	45,1 x 50,2			
94 - 114 - 124 - 144 - 164	K432-16			95 -> 04		9278		430	24	45 x 50			
94 - 114 - 124 - 144 - 164	K432-17			95 -> 04		9219		430	24	45,1 x 50,2			
94 - 114 - 124 - 144 - 164	K432-19			95 -> 04		9338		430	24	46 x 50			
94 - 114 - 124 - 144 - 164	K432-30/31/32			95 -> 04		9219	7989	430	24	45,1 x 50,2			
94 - 114 - 124 - 144 - 164	K432-33			95 -> 04		9338	7989	430	24	46 x 50			
Serie P - G - R - T													












						  	E. SASSONE			Ø	Z	Spines	
P - G - R - T Serie	K432-20			04 ->			9338	7989	430	24	46 x 50		
P - G - R - T Serie	K432-25		+ PTO	04 ->			9338		430	24	46 x 50		
P - G - R - T Serie	K432-26			04 ->			9338	7989	430	24	46 x 50		
P - G - R - T Serie	K432-27/44			04 ->			9338	7989	430	24	46 x 50		
P - G - R - T Serie	K432-33/35/39			04 ->			9338	7989	430	24	46 x 50		
P - G - R - T Serie	K432-36/37			04 ->			9338	7989	430	24	46 x 50		
P - G - R - T Serie	K432-38			04 ->			9338	7989	430	24	46 x 50		
P - G - R - T Serie	K432-40/41/42		PTO	04 ->			9338		430	24	46 x 50		
P - G - R - T Serie	K432-45		PTO	04 ->			9338		430	24	46 x 50		
P - G - R - T Serie	K432-46		PTO	04 ->			9338		430	24	46 x 50		
P - G - R - T Serie	K432-48			04 ->			9338	7989	430	24	46 x 50		
P - G - R - T Serie	K432-49		PTO	04 ->					430				
P - G - R - T Serie	K432-54			04 ->					430				
P - G - R - T Serie	K432-55			04 ->				7989	430				
P - G - R - T Serie	K432-62			04 ->			9338	7989	430	24	46 x 50		
P - G - R - T Serie	K432-62		PTO	04 ->			9338		430	24	46 x 50		
P 124/420 tractor & dump truck							2446		380	10	41 x 51		
SCANIA		BUS											
BUS													
B 116							1938		420	10	36 x 45		
BR 85 - BR 86		Mot. DS8					1615		420	10	36 x 45		
BR 116		GBox: G764 - G774					2367		430	22	41 x 45		
BR 116		GBox: G764					1938		420	10	36 x 45		
BR 140 - BR 145		Mot. DS8					1615		420	10	36 x 45		
CR 85		Mot. DS8					1615		420	10	36 x 45		
K 82							1938		420	10	36 x 45		
K 94 / L94 / N94 / 114 / 124	K402-5			95 ->					400	24			
K 94 / L94 / N94 / 114 / 124	K432-8		+	95 ->			9278		430	24	45 x 50		
K 94 / L94 / N94 / 114 / 124	K432-15			95 ->			9219		430	24	45,1 x 50,2		
K 94 / L94 / N94 / 114 / 124	K432-16			95 ->			9219		430	24	45,1 x 50,2		
K 94 / L94 / N94 / 114 / 124	K432-17			95 ->			9219		430	24	45,1 x 50,2		
K 94 / L94 / N94 / 114 / 124	K432-18			95 ->					430				
K 94 / L94 / N94 / 114 / 124	K432-30/32			95 ->			9278	7989	430	24	45 x 50		
K 112		Mot. DSC11					2747	7917	420	10	36 x 45		
K 112		Mot. DS11					2747	7906	420	10	36 x 45		
K 112							2367		420	22	41 x 45		
K 112							2367		430	22	41 x 45		
K 112							1938		420	10	36 x 45		
BUS Serie 3		89 -> 97											
K 93 CL - K 113 - K 113 CLB	K402-1		+	90 -> 97			6251		400	24	41 x 45		
K 93 CL - K 113 - K 113 CLB	K402-3		+	90 -> 97					400	24			
K 93 CL - K 113 - K 113 CLB	K422-9			90 -> 97			2367		430	22	41 x 45		
K 93 CL - K 113 - K 113 CLB	K422-12			90 -> 97			9330		420	24	45 x 50		
K 93 CL - K 113 - K 113 CLB	K432-3			90 -> 97			9330		420	24	45 x 50		
K 93 CL - K 113 - K 113 CLB	K432-9			90 -> 97					430				
K 93 CL - K 113 - K 113 CLB	K432-10			90 -> 97			9219		430	24	45,1 x 50,2		
K 93 CL - K 113 - K 113 CLB	K432-11/12			90 -> 97					430				
K 93 CL - K 113 - K 113 CLB	K432-14			90 -> 97			9219		430	24	45,1 x 50,2		
SETRA		BUS											
Serie 400		01 ->											
Comfort Class S 415 GT - S 416	OM457.952			03 ->			9297		430	10	41 x 51		
ComfortClass S 415 GT - GT HD	OM457.944/965			03 ->			9297		430	10	41 x 51		
Comfort Class S 416/417 GT-HD	OM457.944/961	GBox: Powershift	for: 2200 [Nm]	03 ->			9297		430	10	41 x 51		
Comfort Class S 416/417 GT-HD	OM457.944/961	GBox: Powershift	for: 2300 [Nm]	03 ->			9297		430	10	41 x 51		
S 415 - 416 - 417 HDH	OM457LA	GBox: Powershift	for: 2200 [Nm]	07 ->			9297	7987	430	10	41 x 51		












						  	E. SASSONE			Ø	Z	Splines	
S 415 - 416 - 417 HDH	OM457LA	GBox: Powershift	for: 2300 [Nm]	07 ->			9297	7988	430	10	41 x 51		
Top Class S 431 DT	OM542.948	GBox: Powershift	for: 2300 [Nm]	02 ->			9297		430	10	41 x 51		
SINOTRUCK(CNHTC)													
STEYR KING													
ZZ4256V324HD1/U6HBM			324 kW				9216		430	10	41 x 51		
ZZ5517V5777D1			324 kW				9216		430	10	41 x 51		
HOWO													
JK6127HQA	WD615.95C		279 kW			8999	9349	7995	430	10	45 x 50		
JK6128H			243 kW				9350		430	10	36 x 45		
JK6128HD	WD615.95C		249 kW			8999	9349		430	10	45 x 50		
JK6108H			180 kW				9350		430	10	36 x 45		
SISU													
E													
E 12			Double disc				9251		400	20	50 x 55	6153	
E 12 M		GBox: ZF 16S-151	PTO				9216		430	10	41 x 51		
SK													
SK 171 - SK 181				85 ->			0620	7910	380	10	36 x 45		
SL													
SL 171 - SL 181				85 ->			0620	7910	380	10	36 x 45		
SM													
SM Serie	Cummins			95 ->			6038	7999	430	10	41 x 51		
STEYR													
6 ...													
6 S 10 - 6 S 16	D0824FL/LFL		OE with predamper	-> 96			6367		330	10	31 x 38		
6 S 10 - 6 S 16	D0824FL/LFL						6294		362	10	31 x 38		
6 S 10 - 6 S 16	D0824FL/LFL						6294		362	10	31 x 38		
7 ...													
7 G 1 F/K - 7 GA 1 F/K								7917	380				
8 ...													
8 S 10 - 8 S 15 - 8 S 16	D0824FL/LFL		OE with predamper	-> 96			6367		330	10	31 x 38		
8 S 10 - 8 S 15 - 8 S 16	D0824FL/LFL						6294		362	10	31 x 38		
8 S 10 - 8 S 15 - 8 S 16	D0824FL/LFL						6294		362	10	31 x 38		
8 S 18	WD612.63												
8 S 22	D0826LFL			-> 94			1576		350	10	31 x 38		
8 S 22	D0826LFL		OE with predamper	94 ->			1576		350	10	31 x 38		
9 ...													
9 G4 F/K - 9 GNFA/L								7917	380				
9 S 14	WD612.24								310				
9 S 15 - 9 S 16	D0824LFL		OE with predamper	-> 96			6367		330	10	31 x 38		
9 S 15 - 9 S 16	D0824LFL						6294		362	10	31 x 38		
9 S 15 - 9 S 16	D0824LFL						6294		362	10	31 x 38		
9 S 18	WD612.71		OE with predamper				1696		350	10	36 x 45		
9 S 22	D0826LFL			-> 94			1576		350	10	31 x 38		
9 S 22	D0826LFL			94 ->			1576		350	10	31 x 38		
10 ...													
10 S 14	WD612.24								310	10			
10 S 15 - 10 S 16	D0824LFL		OE with predamper	-> 96			6367		330	10	31 x 38		
10 S 15 - 10 S 16	D0824LFL						6294		362	10	31 x 38		
10 S 15 - 10 S 16	D0824LFL						6294		362	10	31 x 38		
10 S 18	WD612.71		OE with predamper				1696		350	10	36 x 45		
10 S 22	D0826LFL			-> 94			1576		350	10	31 x 38		
10 S 22	D0826LFL												
11 ...													
11 S 15 - 11 S 16	D0824LFL		OE with predamper	-> 96			6367		330	10	31 x 38		
11 S 15 - 11 S 16	D0824LFL			-> 96			6294		362	10	31 x 38		











		 				  	E. SASSONE			Ø	Z	Spines	
11 S 15 - 11 S 16	D0824LFL			-> 96		6294		362	10	31 x 38			
11 S 15 - 11 S 16 (T72)	D0824LFL			96 ->	8989	9247		395	10	36 x 45			
11 S 15 - 11 S 16 (T72)	D0824LFL			96 ->		6294		362	10	31 x 38			
11 S 15 - 11 S 16 (T72)	D0824LFL			96 ->		6294		362	10	31 x 38			
11 S 18	WD612.63		OE with predamper			1696		350	10	36 x 45			
12 ...													
11 S 18	WD612.71		OE with predamper			1696		350	10	36 x 45			
12 S 14	WD612.24							310	10				
12 S 15 - 12 S 16	D0824LFL		OE with predamper			6367		330	10	31 x 38			
12 S 15 - 12 S 16	D0824LFL					6294		362	10	31 x 38			
12 S 15 - 12 S 16	D0824LFL					6294		362	10	31 x 38			
12 S 15 - 12 S 16 (T72)	D0824LFL			96 ->	8989	9247		395	10	36 x 45			
12 S 15 - 12 S 16 (T72)				96 ->		6294		362	10	31 x 38			
12 S 15 - 12 S 16 (T72)				96 ->		6294		362	10	31 x 38			
12 S 21	WD612.75		OE with predamper			1606		380	10	36 x 45			
12 S 22 - 12 S 26	D0826			96 ->	8989	9247		395	10	36 x 45			
13 ...													
13 S 15 - 13 S 16	D0824LFL		OE with predamper	-> 96		6367		330	10	31 x 38			
13 S 15 - 13 S 16	D0824LFL			-> 96		6294		362	10	31 x 38			
13 S 15 - 13 S 16	D0824LFL			-> 96		6294		362	10	31 x 38			
13 S 15 - 13 S 16 (T72)	D0824LFL			96 ->	8989	9247		395	10	36 x 45			
13 S 15 - 13 S 16 (T72)	D0824LFL			96 ->		6294		362	10	31 x 38			
13 S 15 - 13 S 16 (T72)	D0824LFL			96 ->		6294		362	10	31 x 38			
13 S 18	WD612.63		OE with predamper			1696		350	10	36 x 45			
13 S 22 - 13 S 26	D0826			96 ->	8989	9247		395	10	36 x 45			
14 ...													
14 S 14	WD612.24							310	10				
14 S 15 - 14 S 16	D0824LFL		OE with predamper	-> 96		6367		330	10	31 x 38			
14 S 15 - 14 S 16	D0824LFL			-> 96		6294		362	10	31 x 38			
14 S 15 - 14 S 16	D0824LFL			-> 96		6294		362	10	31 x 38			
14 S 15 - 14 S 16 (T72)	D0824LFL			96 ->	8989	9247		395	10	36 x 45			
14 S 15 - 14 S 16 (T72)	D0824LFL			96 ->		6294		362	10	31 x 38			
14 S 15 - 14 S 16 (T72)	D0824LFL			96 ->		6294		362	10	31 x 38			
14 S 18	WD612.71		OE with predamper			1696		350	10	36 x 45			
14 S 21	WD612.75		OE with predamper			1606		380	10	36 x 45			
14 S 22 - 14 S 26	D0826			96 ->	8989	9247		395	10	36 x 45			
15 ...													
15 S 15 - 15 S 16	D0824LFL		OE with predamper	-> 96		6367		330	10	31 x 38			
15 S 15 - 15 S 16	D0824LFL			-> 96		6294		362	10	31 x 38			
15 S 15 - 15 S 16	D0824LFL			-> 96		6294		362	10	31 x 38			
15 S 15 - 15 S 16 (T72)	D0824LFL			96 ->	8989	9247		395	10	36 x 45			
15 S 15 - 15 S 16 (T72)	D0824LFL			96 ->		6294		362	10	31 x 38			
15 S 15 - 15 S 16 (T72)	D0824LFL			96 ->		6294		362	10	31 x 38			
15 S 18	WD612.71		OE with predamper			1696		350	10	36 x 45			
15 S 21	WD612.75		OE with predamper			1606		380	10	36 x 45			
15 S 22 - 15 S 26	D0826			95 ->	8989	9247		395	10	36 x 45			
16 ...													
16 S 18	WD612.71		OE with predamper			1696		350	10	36 x 45			
16 S 21	WD612.75		OE with predamper			1606		380	10	36 x 45			
17 ...													
17 S 18	WD612.63												
18 ...													
18 S 26	WD612.34		OE with predamper			1606		380	10	36 x 45			
19 ...													
19 S 28			PTO - OE with PD			1931		420	10	36 x 45			
19 S 29 - 19 S 34	D2865LF24			94 ->	Y918	8996	9216	7999	430	10	41 x 51		












		 				  	E. SASSONE			Ø	Z	Spines	
19 S 29 - 19 S 34	D2865LF24		PTO	94 ->		9216		430	10	41 x 51			
19 S 31	WD615.68		OE with predamper			1931	7996	420	10	36 x 45			
19 S 31	WD615.68		PTO - OE with PD			1931		420	10	36 x 45			
19 S 37	WD815.66					2387		430	10	41 x 51			
19 S 40 - 19 S 46	D2840		Double disc			9248		400	10	41 x 51	6130		
19 S 40 - 19 S 46	D2840				Y918	8996	9216	7999	430	10	41 x 51		
19 S 40 - 19 S 46	D2840			-> 94		9216		430	10	41 x 51			
22 ...													
22 S 34	WD615.68		OE with predamper			1931	7996	420	10	36 x 45			
22 S 34	WD815.69					2387		430	10	41 x 51			
22 S 37	WD815.66					2387		430	10	41 x 51			
23 ...													
23 S 34				94 ->	Y918	8996	9216	7999	430	10	41 x 51		
23 S 34	D2865LF21		PTO	94 ->			9216		430	10	41 x 51		
23 S 40 - 23 S 46	D2866/2876			94 ->	Y918	8996	9216	7999	430	10	41 x 51		
25 ...													
25 S 22 - 25 S 26	D0826LF			95 ->		8989	9247		395	10	36 x 45		
26 ...													
26 S 29					Y918	8996	9216	7999	430	10	41 x 51		
26 S 29	D2865		PTO			9216		430	10	41 x 51			
26 S 31	WD615.68		OE with predamper			1931	7996	420	10	36 x 45			
26 S 32	WD615.68		OE with predamper			6382	7987	420	10	41 x 50			
26 S 34	WD815.69					2387		430	10	41 x 51			
26 S 34					Y918	8996	9216	7999	430	10	41 x 51		
26 S 34	D2865		PTO	94 ->		9216		430	10	41 x 51			
26 S 37	WD815.66					2387		430	10	41 x 51			
26 S 40 - 26 S 46					Y918	8996	9216	7999	430	10	41 x 51		
26 S 40 - 26 S 46	D2866		PTO			9216		430	10	41 x 51			
32 ...													
32 S 31	WD615.68		OE with predamper			1931	7996	420	10	36 x 45			
32 S 34	WD815.69					2387		430	10	41 x 51			
32 S 34	WD815.74					1931	7996	420	10	36 x 45			
32 S 37	WD815.66					2387		430	10	41 x 51			
33 ...													
33 S 40					Y918	8996	9216	7999	430	10	41 x 51		
33 S 40	D2866		PTO			9216		430	10	41 x 51			
33 S 46	D2840		Double disc			9248		400	10	41 x 51	6130		
33 S 46	D2876				Y918	8996	9216	7999	430	10	41 x 51		
33 S 46	D2876					9216		430	10	41 x 51			
35 ...													
35 S 36 - 35 S 41	D2866LF31			98 ->	Y918	8996	9216	7999	430	10	41 x 51		
35 S 36 - 35 S 41	D2866LF31		PTO	98 ->			9216		430	10	41 x 51		
41 ...													
41 S 36 /40/41/46	D2876LF03/35			98 ->	Y918	8996	9216	7999	430	10	41 x 51		
41 S 36 /40/41/46	D2866LF35						9216		430	10	41 x 51		
42 ...													
42 S 40 - 42 S 46	D2866			96 ->	Y918	8996	9216	7999	430	10	41 x 51		
42 S 40 - 42 S 46	D2866						9216		430	10	41 x 51		
60 - 991													
90						3726		350	22	41 x 45			
791	70. 77. 90		OE with predamper			1696	7917	350	10	36 x 45			
880 Z						1513		350	10	32 x 40			
890 - 990	614.03		OE with predamper			1966		350	10	32 x 40			
891	WD612.60		OE with predamper			1696	7917	350	10	36 x 45			
990	WD614.01		PTO					380					
991	WD615.00.		OE with predamper			1606	7917	380	10	36 x 45			












		 				  	Ø	Z	Splines		
E. SASSONE											
1090 - 2891											
1090 - A	WD610.42					3726		350	22	41 x 45	
1100 - A	WD610.40					3726		350	22	41 x 45	
1108 - A	WD610.44					3726		350	22	41 x 45	
1200 - A	WD610.43					3726		350	22	41 x 45	
1290	614 - 70						7917	380			
1290	WD614.60						7917	380			
1290 - 1490	WD815.60						7917	430			
1290 - 1490	D1815.60					1931	7917	420	10	36 x 45	
1290 - 1490	WD614.01		PTO ID: 80/3					380			
1291 - 1491	69. 71. 75		OE with predamper			1931	7996	420	10	36 x 45	
1291 - 1491	WD615.60		OE with predamper			1606	7917	380	10	36 x 45	
1291 - 1491	WD615.78	GBox: ZF 16 S 130	OE with predamper			1931		420	10	36 x 45	
1291 - 1491	WD815.61					1931	7996	420	10	36 x 45	
1291 - 1491	WD815.62					1931	7996	420	10	36 x 45	
1291 - 1491	WD815.67					1931	7996	420	10	36 x 45	
1291 - 1491	WD815.61/69		PTO - OE with PD			1931	7996	420	10	36 x 45	
1391	WD612.60		OE with predamper			1696	7917	350	10	36 x 45	
1490	WD614.60						7917	B			
1891	69. 71. 75		OE with predamper			1931	7996	420	10	36 x 45	
1891	WD815.61					1931	7996	420	10	36 x 45	
1891	WD815.62					1931	7996	420	10	36 x 45	
1891	WD815.67					1931	7996	420	10	36 x 45	
1891	WD815.61/69		PTO - OE with PD			1931	7996	420	10	36 x 45	
1920	WD614E						7917	380			
2891	69. 71. 75		OE with predamper			1931	7917	420	10	36 x 45	
2891	WD615.92		OE with predamper			1931	7996	420	10	36 x 45	
2891	WD815.67					1931	7996	420	10	36 x 45	
PINZGAUER											
712 - 716 - 717 - 720						6347		240	10	23 x 29	
SL											
SL 10 H 210 - 9 G	4F						7917	380			
TG-A											
18 S 31 /36/41	D2866LF26/37	GBox: ZF Ecosplit-3		00 ->		9216	7999	430	10	41 x 51	
18 S 31 /36/41	D2866LF26/37	GBox: ZF Ecosplit-3	Double disc	00 ->		9248		400	10	41 x 51	6130
18 S 31 /36/41	D2866LF26/37	GBox: ZF 16S-151/181	PTO	00 ->		9216		430	10	41 x 51	
18 S 31 /36/41	D2866LF26/37	GBox: AS-Tronic		00 ->		9216	7987	430	10	41 x 51	
18 S 31 /36/41	D2866LF26/37	GBox: AS-Tronic		00 ->		9216	7988	430	10	41 x 51	
18 S 46 /51	D2876LF04/08	GBox: ZF Ecosplit-3		00 ->		9216	7999	430	10	41 x 51	
18 S 46 /51	D2876LF04/08	GBox: ZF Ecosplit 3		00 ->		9297	7999	430	10	41 x 51	
18 S 46 /51	D2876LF04/08	GBox: ZF Ecosplit-3	Double disc	00 ->		9248		400	10	41 x 51	6130
18 S 46 /51	D2876LF04/08	GBox: ZF 16S-151/185	PTO	00 ->		9216		430	10	41 x 51	
18 S 46 /51	D2876LF04/08	GBox: AS-Tronic		00 ->		9216	7987	430	10	41 x 51	
18 S 46 /51	D2876LF04/08	GBox: AS-Tronic		00 ->		9216	7988	430	10	41 x 51	
18 S 46 /51	D2876LF04/08	GBox: AS-Tronic		00 ->		9297		430	10	41 x 51	
26 S 31 /36	D2866LF26/37	GBox: ZF Ecosplit-3		00 ->		9216	7999	430	10	41 x 51	
26 S 31 /36	D2866LF26/37	GBox: ZF Ecosplit-3	Double disc	00 ->		9248		400	10	41 x 51	6130
26 S 31 /36	D2866LF26/37	GBox: ZF-AS-Tronic		00 ->		9216	7987	430	10	41 x 51	
26 S 31 /36	D2866LF26/37	GBox: ZF-AS-Tronic		00 ->		9216	7988	430	10	41 x 51	
26 S 31 /36	D2866LF26/37	GBox: ZF 16S-151/181		00 ->		9216		430	10	41 x 51	
TAM											
NKW											
75 - 5000								280			
110 T-10						1719		310	10	32 x 40	
128 T-8								310			












		 				  	E. SASSONE			Ø	Z	Splines	
125 - 5500 - 6500							1574			350	10	32 x 40	
150 T11 B - BV							1513			350	10	32 x 40	
190 T15			OE with predamper				1606			380	10	36 x 45	
260 T17 - T22 - T26							9329			420	10	36 x 45	
TAM	BUS												
Bus													
75 A5 - 6										280			
120 B3					Y918	8996	9216	7999		430	10	41 x 51	
125 A 11T/P - 3000 A - 3500 AS - D 125							1513			350	10	32 x 40	
190 107M - A11 - A110 - A94 - A102 - A131			OE with Predamper	90			1606			380	10	36 x 45	
260							1931	7908		420	10	36 x 45	
260 A113/116/117/119/120/180 321 A119 331 A119							9329			420	10	36 x 45	
331 A119		ZF Trans.					9329			420	10	36 x 45	
3500 AS 3500 D150							1513			350	10	32 x 40	
TVM Marbus B3 090 TH - TL - TLL	D0836LOH		Euro 1 - 2			8994	9247	7992		395	10	36 x 45	
TVM Marbus B4 080 TS	D0834LOH02		Euro 3			8994	9247	7992		395	10	36 x 45	
TEMSA	BUS												
OPALIN													
Opalin 9	D0836LOH56		Euro 4			8994	9320			395	10	36 x 45	
Opalin 9	D0836LOH56		Euro 3			8994	9247			395	10	36 x 45	
SAFARI													
Safari 13	DAFXE315C1	GBox: ZF 8S-180			Y916	8996	9216	7995		430	10	41 x 51	
VAN HOOL	BUS												
A 120													
A 120	MAN						1951	7906		420	10	36 x 45	
A 120	DAF						1615			420	10	36 x 45	
8 ...													
812 - 813 - 814 - 815A/C - 815 TL	MAN240/280PS						1931	7906		420	10	36 x 45	
815	DAFDKX1160						1931	7917		420	10	36 x 45	
815	DBOM422A						1931	7917		420	10	36 x 45	
815	DBOM422LA		OE with Predamper				1931	7917		420	10	36 x 45	
815	MAND2866FH		OE with Predamper				1931			420	10	36 x 45	
815	MAND2866KOH		OE with Predamper				1931	7917		420	10	36 x 45	
815	MAND2866OH							7917		420			
815	MAND2866TOH						1931	7917		420	10	36 x 45	
815 - A - C	Fiat						1615			420	10	36 x 45	
815 A	DAF						1931	7906		420	10	36 x 45	
815 - A - TD 824	Fiat						1936	7906		420	10	36 x 45	
815 GT	5LF						1931	7917		420	10	36 x 45	
815 GT	DMOM422/A						1931	7917		420	10	36 x 45	
815 TLC	MAND2866LUH	GBox: ZF6S-85					9222			430	10	50 x 55	
816 (Altano Royal)	MAND2866		OE with Predamper				1931	7917		420	10	36 x 45	
818	MAND2566MKUH						1931	7917		420	10	36 x 45	
818	MAND2866KUH		OE with Predamper				1931	7917		420	10	36 x 45	
T 811	MAN		OE with Predamper				1606	7917		380	10	36 x 45	
T 815 UL	2866LOH07	GBox: 6-85 - ZF Trans.	OE with Predamper				1931			420	10	36 x 45	
TD 824	OM422LA		OE with Predamper				1931	7917		420	10	36 x 45	
TD 824 E	DBOM422LA						1931	7917		420	10	36 x 45	
TD 827	D2866LOH		Double disc				9245	7999		400	10	41 x 51	6146
9 ...													
915	MAN2866LOH2	GBox: ZF 8S180					6380			430	10	41 x 50	
T 911 - T 915 - T 917 - T 918	D2866LOH29	GBox: ZF 8S-180	+ Double disc				9248			400	10	41 x 51	6130
TD 924 - TD 927	D2876LOH02	GBox: ZF 8S-180	338 kW			8996	6295			430	10	41 x 51	
TD 924 - TD 927	D2876LOH02	GBox: ZF 8S-180	+ Double disc				9248			400	10	41 x 51	6130












											Ø	Z	Splines	
E. SASSONE														
VOLKSWAGEN														
L 80														
4.3				103 kW	95 -> 00			2089		325		29x35		
VOLVO														
F 7														
F 7	KF115B	Chass. -> 2162			78 -> 85			2060		380		36 x 45		
F 7	KF115B	Chass. 2163->			78 -> 85			2060		380	10	36 x 45		
F 7	KF214C	GBox: R52	Double disc		78 -> 85			1587		350	10	36 x 45		
F 7	KF214F	GBox: R/SR62	Double disc		78 -> 85			1986	7921	350	10	41 x 51	1987	
F 7	KF214F	GBox: R/SR62	Double disc		78 -> 85			1986	7921	350	10	41 x 51	1987	
F 10														
TD 100	KF215L	GBox: MR62	Double disc		77 ->			6258	7921	380	10	41 x 51	6257	
TD 100	KF215K	GBox: MR62	Double disc		77 ->			6258	7921	380	10	41 x 51	6257	
TD 100 - 101	KF214F/H	GBox: R/SR62	Double disc		77 ->			1986	7921	350	10	41 x 51	1987	
TD 100 - 101	K116B	GBox: R/SR62			77 ->			1941	7920	430	10	41 x 51		
TD 101 - 102 - 103	KFD214A	GBox: R/SR1400 - 1700	+ Double disc		83 ->			1986		350	10	41 x 51	1987	
TD 101 - 102 - 103	KFD117B/C	GBox: R/SR1400 - 1700	+ OE with Predamper		83 ->			6035		430	10	41 x 51		
TD 101 - 102 - 103	KFD117B/C	GBox: R/SR1400 - 1700	+		83 ->			6035		430	10	41 x 51		
F 12														
TD 120	KF215K	GBox: MR62B	Double disc		77 ->			6258	7921	380	10	41 x 51	6257	
TD 120 - 121	KF215D/G	GBox: R/SR70 - 71	Double disc		77 ->			6255	7921	380	10	41 x 51		
TD 120 - 121	KF215F	GBox: MR62	Double disc		77 ->			6258	7921	380	10	41 x 51	6257	
TD 121 - 122 - 123	KFD214A	GBox: R/SR1400 - 1700	+ Double disc		83 ->			1986		350	10	41 x 51	1987	
TD 121 - 122 - 123	KFD215A	GBox: R/SR1400 - 1700	+ Double disc		83 ->			6255		380	10	41 x 51	6256	
TD 121 - 122 - 123	KFD215A	GBox: R/SR1400 - 1700	+ Double disc		83 ->			9258		380	10	41 x 50	6166	
TD 122 - 123	KFD117D	GBox: R/SR1400 - 1700	+		87 ->			9216		430	10	41 x 51		
F 16														
TD 162 - 163	KFD216A	Chass. -> 382112			87 ->			6034		400	10	41 x 51		
TD 162 - 163	KFD216A	Chass. 382113->	Double disc					9243		400	10	41 x 51	6145	
F 86														
F 86		Mot. TD 70 B - E								380				
F 86 from 32 t.		Mot. TD 70 B - E	Double disc					1586	7939	350	10	36 x 45	1587	
F 88														
F 88		Mot. TD 100 A	Double disc					1668	7921	380	10	36 x 45	1669	
F 88		Mot. TD 100 - B	Double disc					1586		350	10	36 x 45	1587	
F 88 6x2 LHD		Chass. 33995 - 46790	Double disc					1668	7921	380	10	36 x 45	1669	
F 88 6x2 LHD		Chass. 46791->	Double disc					1586		350	10	36 x 45	1587	
F 88 6x2 - 6x4 RHD		Mot. TD 100 A	Double disc					1668	7921	380	10	36 x 45	1669	
F 88 T		Mot. TD 100 A						2061	7920	420		36 x 45		
F 89														
F 89		Mot. TD 110 - 120 A						2061	7920	420		36 x 45		
F 89		Mot. TD 120 A	Double disc					1668	7921	380	10	36 x 45	1669	
FB - Serie														
FB 86		Mot. TD 70 B - E								380				
FB 86 from 32 t.		Mot. TD 70 B - E	Double disc					1586	7939	350	10	36 x 45	1587	
FB 88		Mot. TD 100 - B	Double disc					1586		350	10	36 x 45	1587	
FB 88		Mot. TD 100 A						2061	7920	420		36 x 45		
FB 88 T		Mot. TD 100 A						2061	7920	420		36 x 45		
FB 89		Mot. TD 110 - 120 A						2061	7920	420		36 x 45		
FB 89		Mot. TD 120 A	Double disc					1668	7921	380	10	36 x 45	1669	
FE														
240-18 /22/26 280-18 /22/26	CS39A-O				06 ->			9285		395	10	36 x 45		
320-18 /22/26					06 ->			9322		395	10	36 x 45		
FE 6														
TD 61	KB114B	GBox: S5-35			85 ->			0475	7941	350	10	31 x 38		















									Ø	Z	Spines	
E. SASSONE												
TD 61	KB114C	GBox: S5-65		85 ->					350	10		
TD 61	KB115C	GBox: S5-65		85 ->			2060	7939	380	10	36 x 45	
FE 7												
TD 71 - 73	KFD117A	GBox: R52B	+	85 ->					430	10		
TD 71 - 73	KFD117B	GBox: R1000	+	85 ->			6035		430	10	41 x 51	
FH												
400	CS43B-O/OR	Mot. D13A400 - D13B400	+	05 ->			9348	7986	430	24	46 x 50	
400	CS43B-O/OR	Mot. D13A400 - D13B400	294 kW	05 ->			9348	7986	430	24	46 x 50	
400	CS43B-O/OR	Mot. D13A400 - D13B400	+	05 ->			9348	7986	430	24	46 x 50	
400	CD38B-O	Mot. D13A400 - D13B400	+	05 ->			9263		380	24	46 x 50	
400	CD40B-O	Mot. D13A400 - D13B400	+ Double disc	05 ->			9256		400	24	45 x 50,2	6145
420		Mot. D13C	+	09 ->					430	24		
420		Mot. D13C		09 ->					430	24		
440	CS43B-O/OR	Mot. D13A440 - D13B440	+	05 ->			9348	7986	430	24	46 x 50	
440	CS43B-O/OR	Mot. D13A440 - D13B440		05 ->			9348	7986	430	24	46 x 50	
440	CD38B-O	Mot. D13A440 - D13B440	+	05 ->			9263		380	24	46 x 50	
440	CD40B-O	Mot. D13A440 - D13B440	+ Double disc	05 ->			9256		400	24	45 x 50,2	6145
460		Mot. D13C	+	09 ->					430	24		
460		Mot. D13C		09 ->					430	24		
460		Mot. D13K	+						430	24		
460		Mot. D13K							430	24		
480	CS43B-O/OR	Mot. D13A480	+	05 ->			9348	7986	430	24	46 x 50	
480	CS43B-O/OR	Mot. D13A480		05 ->			9348	7986	430	24	46 x 50	
480	CD38B-O	Mot. D13A480	+	05 ->			9263		380	24	46 x 50	
480	CD40B-O	Mot. D13A480	+ Double disc	05 ->			9256		400	24	45 x 50,2	6145
500		Mot. D13C	+	09 ->					430	24		
500		Mot. D13C		09 ->					430	24		
520	CS43B-O/OR	Mot. D13A520	+	05 ->			9348	7986	430	24	46 x 50	
520		Mot. D13A520		05 ->			9348	7986	430	24	46 x 50	
520	CD38B-O	Mot. D13A520	+	05 ->			9263		380	24	46 x 50	
520	CD40B-O	Mot. D13A520	+ Double disc	05 ->			9256		400	24	45 x 50,2	6145
540		Mot. D13C	+	09 ->					430	24		
540		Mot. D13C		09 ->					430	24		
FH 12												
D 12 A	CL43S-O	GBox: R/SR1700 - 1900	+	93 ->			9216		430	10	41 x 51	
D 12 A	CL38D-O	GBox: R/SR1700 - 1900	+	93 ->			9258		380	10	41 x 50	6166
D 12 A	CL38D-O	GBox: R/SR1700 - 1900	+ Double disc	93 ->			9258		380	10	41 x 50	6166
FH 12/340	CL38D-O	Mot. D12A	+	93 ->			9258		380	10	41 x 50	6166
FH 12/340	CL38D-O	Mot. D12A	+ Double disc	93 ->			9258		380	10	41 x 50	6166
FH 12/340	CL38D-O	Mot. D12C	+ Double disc	93 ->			9258		380	10	41 x 50	6166
FH 12/340	CL38D-O	Mot. D12C	+ Double disc	93 ->			9258		380	10	41 x 50	6166
FH 12/340	CL43S-O	Mot. D12C	+	93 ->			9216		430	10	41 x 51	
FH 12/340	CL43S-O	Mot. D12A - C	+	93 ->			9216		430	10	41 x 51	
FH 12/380 - FH 12/420	CD38B-O	Mot. D12D380	+	93 ->			9263		380	24	46 x 50	
FH 12/380 - FH 12/420	CL39D-C		+ Double disc	93 ->			9256		400	24	45 x 50,2	6145
FH 12/380 - FH 12/420	CD40B-O	Mot. D12D380	+ Double disc	93 ->			9256		400	24	45 x 50,2	6147
FH 12/380 - FH 12/420	CD40B-O	Mot. D12D380	+ Double disc	93 ->			9256		400	24	45 x 50,2	6147
FH 12/380 - FH 12/420	CL38D-O	Mot. D12A	+	93 ->			9258		380	10	41 x 50	6166
FH 12/380 - FH 12/420	CL38D-O	Mot. D12A	+ Double disc	93 ->			9258		380	10	41 x 50	6166
FH 12/380 - FH 12/420	CL38D-O	Mot. D12C	+ Double disc	93 ->			9258		380	10	41 x 50	6166
FH 12/380 - FH 12/420	CL38D-O	Mot. D12C	+ Double disc	93 ->			9258		380	10	41 x 50	6166
FH 12/380 - FH 12/420	CS43B-O	Mot. D12D380	+	93 ->			9341		430	24	46 x 50	
FH 12/380 - FH 12/420	CL43S-O	Mot. D12C	+	93 ->			9216		430	10	41 x 51	
FH 12/380 - FH 12/420	CL43S-O	Mot. D12A - C	+	93 ->			9216		430	10	41 x 51	
FH 12/380 - FH 12/420	CS43B-O	Mot. D12D380	+	93 ->			9341		430	24	46 x 50	
FH 12/380 - FH 12/420	CS43B-O	Mot. D12D380	+	93 ->			9341		430	24	46 x 50	












		 				  	E. SASSONE			Ø	Z	Spines	
FH 12/460	CL39D-C		+ Double disc	98 ->		9256				400	24	45 x 50,2	6145
FH 12/460	CD40B-O	Mot. D12D460	+ Double disc	98 ->		9256				400	24	45 x 50,2	6147
FH 12/460	CD40B-O	Mot. D12D460	+ Double disc	98 ->		9256				400	24	45 x 50,2	6147
FH 12/460	CL40D-O	Mot. D12C460	+ Double disc	98 ->		9243				400	10	41 x 51	6145
FH 12/460	CS43B-O	Mot. D12D460		98 ->		9348				430	24	46 x 50	
FH 12/460	CS43B-O	Mot. D12D460	+	98 ->		9348				430	24	46 x 50	
FH 12/460	CL43S-O	Mot. D12C460		98 ->		9216				430	10	41 x 51	
FH 12/460	CL43S-O	Mot. D12C	+	98 ->		9216				430	10	41 x 51	
FH 12/500	CL39D-C		+ Double disc	01 ->		9256				400	24	45 x 50,2	6145
FH 12/500	CD40B-O	Mot. D12D500	+ Double disc	01 ->		9256				400	24	45 x 50,2	6147
FH 12/500	CD40B-O	Mot. D12D500	+ Double disc	01 ->		9256				400	24	45 x 50,2	6147
FH 12/500	CS43B-O	Mot. D12D500		01 ->		9348				430	24	46 x 50	
FH 16													
FH 16/470	CL40D-O	Chass. -> A291151	+ Double disc	93 ->		9243				400	10	41 x 51	6145
FH 16/470	CL40D-O	Chass. A291152->	+ Double disc	93 ->		9243				400	10	41 x 51	6145
FH 16/470	CL40D-O	Chass. A291152->	+ Double disc	93 ->		9243				400	10	41 x 51	6145
FH 16/520	CL40D-O	Chass. -> A291151	+ Double disc	93 -> 02		9243				400	10	41 x 51	6145
FH 16/520	CL40D-O	Chass. A291152->	+ Double disc	93 -> 02		9243				400	10	41 x 51	6145
FH 16/520	CL40D-O	Chass. A291152->	+ Double disc	93 -> 02		9243				400	10	41 x 51	6145
FH 16/540 - 600		Mot. D16G								430	24		
FH 16/540 - 550 - 610	CD40B-O		+ Double disc	03 ->		9256				400	24	45 x 50,2	6145
FH 16/540 - 550 - 610	CD40B-O	Mot. D16E540 - D16C550	+ Double disc	03 ->		9256				400	24	45 x 50,2	6147
FH 16/580	CD40B-O		+ Double disc	06 ->		9256				400	24	45 x 50,2	6145
FH 16/580	CD40B-O	Mot. D16E580	+ Double disc	06 ->		9256				400	24	45 x 50,2	6147
FH 16/4700 - 750		GBox: ATO 3112/D								430	24		
FH 565 / NH 565													
FH 565 / NH 565	CL40D-O		+ Double disc			9243				400	10	41 x 51	6145
FH 565 / NH 565	CL40D-O		+ Double disc			9243				400	10	41 x 51	6145
FL 6													
FL 180 - 205G - 220 - 250	KB114E/F	Chass. B265000->		00 ->		2233				350	10	36 x 45	
FL 180 - 205G - 220 - 250	KB114G	Chass. B265000->		00 ->		2233				350	10	36 x 45	
FL 180 - 205G - 220 - 250	KB115	Chass. B265000->		00 ->		2060				380	10	36 x 45	
FL 180 - 205G - 220 - 250	KB115A	Chass. B265000->		00 ->		2060				380	10	36 x 45	
FL 608 - 610 - 611 - 612 - 614 - 615	KB113C	Chass. -> B166079		85 -> 00		2458	7939			330	10	31 x 38	
FL 608 - 610 - 611 - 612 - 614 - 615	KB114C	Chass. -> B166079		85 -> 00						350	10		
FL 608 - 610 - 611 - 612 - 614 - 615	KB114B/D	Chass. -> B166079		85 -> 00		0475	7941			350	10	31 x 38	
FL 608 - 610 - 611 - 612 - 614 - 615	KB114B	Chass. B166080 - B264999		85 -> 00		0475				350	10	31 x 38	
FL 608 - 610 - 611 - 612 - 614 - 615	KB114D	Chass. B166080 - B264999		85 -> 00		0475				350	10	31 x 38	
FL 608 - 610 - 611 - 612 - 614 - 615	KB115	Chass. -> B166079		85 -> 00		2060	7939			380	10	36 x 45	
FL 608 - 610 - 611 - 612 - 614 - 615	KV115B	Chass. -> B166079		85 -> 00									
FL 608 - 610 - 611 - 612 - 614 - 615	KB115	Chass. B166080 - B264999		85 -> 00		2060	7939			380	10	36 x 45	
FL 608 - 610 - 611 - 612 - 614 - 615	KB115A	Chass. B166080 - B264999		85 -> 00		2060	7939			380	10	36 x 45	
FL 616 - 617 - 618 - 619 - 626	KB114B	Chass. B166080 - B264999		91 -> 00		0475				350	10	31 x 38	
FL 616 - 617 - 618 - 619 - 626	KB114C	Chass. -> B166079		91 -> 00						350	10		
FL 616 - 617 - 618 - 619 - 626	KB114D	Chass. B166080 - B264999		91 -> 00		0475				350	10	31 x 38	
FL 616 - 617 - 618 - 619 - 626	KB115/A	Chass. B166080 - B264999		91 -> 00		2060	7939			380	10	36 x 45	
FL 616 - 617 - 618 - 619 - 626	KV115B	Chass. -> B166079		91 -> 00		2060	7939			380	10	36 x 45	
FL 616 - 617 - 618 - 619 - 626	KV115B	Chass. -> B166079		91 -> 00		2060				380	10	36 x 45	
FL 7													
TD 71 - 73	KFD117A	Chass. -> 900816	+	85 ->		6035				430	10	41 x 51	
TD 71 - 73	KFD117A	GBox: R52B	+	85 ->						430	10		
TD 71 - 73	KFD214A	GBox: R/SR - 1400	+ Double disc	85 ->		1986				350	10	41 x 51	1987
TD 71 - 73	KFD214A	GBox: R/SR - 1400	+ Double disc	85 ->		1986				350	10	41 x 51	1987
TD 71 - 73	KFD116A	Chass. 358958->				6121				400	10	41 x 51	
FL 10													
TD 101 - 102 - 103	KFD214A	GBox: R/SR1400 - 1700	+ Double disc	85 ->		1986				350	10	41 x 51	1987












		 				  	E. SASSONE			Ø	Z	Splines	
TD 101 - 102 - 103	KFD214A	GBox: R/SR - 1400	+ Double disc	85 ->		1986			350	10	41 x 51	1987	
TD 101 - 102 - 103	KFD214A	GBox: SR62	+ Double disc	85 ->		1986			350	10	41 x 51	1987	
TD 101 - 102 - 103	KFD116B	GBox: R/SR1400/1700		85 ->		6121			400	10	41 x 51		
TD 101 - 102 - 103	KFD117B/C	GBox: R/SR1400 - 1700	+ OE with Predamper	85 ->		6035			430	10	41 x 51		
TD 101 - 102 - 103	KFD117B/C	GBox: R/SR1400 - 1700	+	85 ->		6035			430	10	41 x 51		
FL 10/260 - 280 - 285 - 290 - 320 - 360 FL 10H/320 - 360	KFD116B	GBox: R/SR1400/1700		85 -> 98		6121			400	10	41 x 51		
FL 10/260 - 280 - 285 - 290 - 320 - 360 FL 10H/320 - 360	KFD117B	GBox: R/SR1400/1700	+	85 -> 98		6035			430	10	41 x 51		
FL 10/260 - 280 - 285 - 290 - 320 - 360 FL 10H/320 - 360	KFD117C/H	GBox: R/SR1400/1700	+	85 -> 98		6035			430	10	41 x 51		
FL 10/260 - 280 - 285 - 290 - 320 - 360 FL 10H/320 - 360	KFD117C/H	GBox: R/SR1400/1700	+ OE with Predamper	85 -> 98		6035			430	10	41 x 51		
FL 10/260 - 280 - 285 - 290 - 320 - 360 FL 10H/320 - 360	KFD214A	GBox: R/SR62	+ Double disc	85 -> 98		1986			350	10	41 x 51	1987	
FL 10/260 - 280 - 285 - 290 - 320 - 360 FL 10H/320 - 360	KFD214A	GBox: R/SR1400/1700	+ Double disc	85 -> 98		1986			350	10	41 x 51	1987	
FL 10/260 - 280 - 285 - 290 - 320 - 360 FL 10H/320 - 360	KFD214A	GBox: R/SR1400 - 1700	+ Double disc	85 -> 98		1986			350	10	41 x 51	1987	
FL 12													
D 12 A	CL43S-O	GBox: R/SR1700 - 1900	+	95 ->		9216			430	10	41 x 51		
FL 12/380 - 420 FL 12H/380 - 420	CL38D-O	GBox: R/SR1700 - 1900	+	95 -> 98		9258			380	10	41 x 50	6166	
FL 12/380 - 420 FL 12H/380 - 420	CL38D-O	GBox: R/SR1700 - 1900	+ Double disc	95 -> 98		9258			380	10	41 x 50	6166	
FL II													
FL 240 - 260 - 280 - 290-12/ 14/15/16/18		GBox: ZF		06 ->		9285			395	10	36 x 45		
FLC													
FLC 140	KB112			96 -> 00					310	10			
FM													
FM 300		Mot. D9A300 - D9B300		05 ->		9317			430	24	45 x 50		
FM 300		Mot. D9A300 - D9B300	+	05 ->		9328			430	24	45 x 50		
FM 300		Mot. D9A300 - D9B300	+	05 ->		9327			430	24	45 x 50		
FM 330	CD38B-O	Mot. D11C330	+	05 ->		9263			380	24	46 x 50		
FM 330	CD40B-O	Mot. D11C330	+ Double disc	05 ->		9256			400	24	45 x 50,2	6145	
FM 330	CS43B-O	Mot. D11C330		05 ->		9317			430	24	45 x 50		
FM 330	CS43B-OR	Mot. D11C330		05 ->		9348			430	24	46 x 50		
FM 330	CS43B-OR	Mot. D11C330	+	05 ->		9348			430	24	46 x 50		
FM 340		Mot. D9A340 - D9B340		05 ->		9317			430	24	45 x 50		
FM 340		Mot. D9A340 - D9B340	+	05 ->		9341			430	24	46 x 50		
FM 340		Mot. D9A340 - D9B340	+	05 ->		9341			430	24	46 x 50		
FM 360	CS43B-O/OR	Mot. D13A360 - D13B360		05 ->		9348			430	24	46 x 50		
FM 360	CS43B-O/OR	Mot. D13A360 - D13B360	+	05 ->		9348			430	24	46 x 50		
FM 360	CS43B-O/OR	Mot. D13A360 - D13B360		05 ->		9348			430	24	46 x 50		
FM 360	CS43B-O/OR	Mot. D13A360 - D13B360		05 ->		9348			430	24	46 x 50		
FM 360	CD38B-O	Mot. D13A360 - D13B360	+	05 ->		9263			380	24	46 x 50		
FM 360	CD40B-O	Mot. D13A360 - D13B360	+ Double disc	05 ->		9256			400	24	45 x 50,2	6145	
FM 370	CD38B-O	Mot. D11C370	+	05 ->		9263			380	24	46 x 50		
FM 370	CD40B-O	Mot. D11C370	+ Double disc	05 ->		9256			400	24	45 x 50,2	6145	
FM 370	CS43B-O	Mot. D11C370		05 ->		9317			430	24	45 x 50		
FM 370	CS43B-OR	Mot. D11C370		05 ->		9348			430	24	46 x 50		
FM 370	CS43B-OR	Mot. D11C370	+	05 ->		9348			430	24	46 x 50		
FM 380		Mot. D9B380		05 ->		9317			430	24	45 x 50		
FM 380		Mot. D9B380	+	05 ->		9341			430	24	46 x 50		
FM 380		Mot. D9B380	+	05 ->		9341			430	24	46 x 50		
FM 380	CD38B-O	Mot. D13C380	+	05 ->		9263			380	24	46 x 50		
FM 380	CD40B-O	Mot. D13C380	+ Double disc	05 ->		9256			400	24	45 x 50,2	6145	
FM 380	CS43B-O	Mot. D13C380		05 ->		9348			430	24	46 x 50		
FM 380	CS43B-OR	Mot. D13C380		05 ->		9348			430	24	46 x 50		
FM 400	CS43B-O	GBox: VT2009B		05 ->		9348			430	24	46 x 50		
FM 400	CS43B-OR	GBox: VT2009B		05 ->		9348			430	24	46 x 50		
FM 400	CS43B-O/OR	GBox: VT2214B - VT2514B	+	05 ->		9348			430	24	46 x 50		
FM 400	CS43B-O/OR	GBox: AT2412C - AT2512C		05 ->		9348			430	24	46 x 50		
FM 400	CS43B-O/OR	GBox: VT2009B		05 ->		9348			430	24	46 x 50		
FM 400	CD38B-O	Mot. D13A400 - D13B400	+	05 ->		9263			380	24	46 x 50		



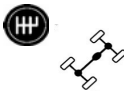







		 				  	E. SASSONE			Ø	Z	Spines	
FM 400	CD38B-O	Mot. D13A400 - D13B400	+	05 ->		6166			380	8	88 x 103		
FM 400	CD40B-O		+ Double disc	05 ->		9256			400	24	45 x 50,2	6145	
FM 410	CD38B-O	Mot. D11C410	+	05 ->		9263			380	24	46 x 50		
FM 410	CD40B-O	Mot. D11C410	+ Double disc	05 ->		9256			400	24	45 x 50,2	6145	
FM 410	CS43B-O	Mot. D11C410		05 ->		9317			430	24	45 x 50		
FM 410	CS43B-OR	Mot. D11C410		05 ->		9348			430	24	46 x 50		
FM 410	CS43B-OR	Mot. D11C410	+	05 ->		9348			430	24	46 x 50		
FM 420	CD38B-O	Mot. D13C420	+	05 ->		9263			380	24	46 x 50		
FM 420	CD40B-O	Mot. D13C420	+ Double disc	05 ->		9256			400	24	45 x 50,2	6145	
FM 420	CS43B-O	Mot. D13C420		05 ->		9348			430	24	46 x 50		
FM 420	CS43B-OR	Mot. D13C420		05 ->		9348			430	24	46 x 50		
FM 420	CS43B-OR	Mot. D13C420	+	05 ->		9348			430	24	46 x 50		
FM 420		Mot. D13K	+	05 ->					430	24			
FM 420		Mot. D13K		05 ->					430	24			
FM 440	CS43B-O/OR	Mot. D13A440 - D13B440	+	05 ->		9348			430	24	46 x 50		
FM 440	CS43B-O/OR	Mot. D13A440 - D13B440		05 ->		9348			430	24	46 x 50		
FM 440	CD38B-O	Mot. D13A440 - D13B440	+	05 ->		9263			380	24	46 x 50		
FM 440	CD38B-O	Mot. D13A440 - D13B440	+	05 ->		6166			380	8	88 x 103		
FM 440	CD40B-O	Mot. D13A440 - D13B440	+ Double disc	05 ->		9256			400	24	45 x 50,2	6145	
FM 450	CD38B-O	Mot. D11C450	+	05 ->		9263			380	24	46 x 50		
FM 450	CD40B-O	Mot. D11C450	+ Double disc	05 ->		9256			400	24	45 x 50,2	6145	
FM 450	CS43B-O	Mot. D11C450		05 ->		9348			430	24	46 x 50		
FM 450	CS43B-OR	Mot. D11C450		05 ->		9348			430	24	46 x 50		
FM 450	CS43B-OR	Mot. D11C450	+	05 ->		9348			430	24	46 x 50		
FM 460	CD38B-O	Mot. D13C460	+	05 ->		9263			380	24	46 x 50		
FM 460	CD40B-O	Mot. D13C460	+ Double disc	05 ->		9256			400	24	45 x 50,2	6145	
FM 460	CS43B-O	Mot. D13C460		05 ->		9348			430	24	46 x 50		
FM 460	CS43B-OR	Mot. D13C460		05 ->		9348			430	24	46 x 50		
FM 460	CS43B-OR	Mot. D13C460	+	05 ->		9348			430	24	46 x 50		
FM 460		Mot. D13K	+	05 ->					430	24			
FM 460		Mot. D13K		05 ->					430	24			
FM 480	CS43B-O/OR	Mot. D13A480	+	05 ->		9348			430	24	46 x 50		
FM 480	CS43B-O/OR	Mot. D13A480		05 ->		9348			430	24	46 x 50		
FM 480	CD38B-O	Mot. D13A480	+	05 ->		9263			380	24	46 x 50		
FM 480	CD38B-O	Mot. D13A480	+	05 ->		6166			380	8	88 x 103		
FM 480	CD40B-O	Mot. D13A480	+ Double disc	05 ->		9256			400	24	45 x 50,2	6145	
FM 500	CD38B-O	Mot. D13C500	+	05 ->		9263			380	24	46 x 50		
FM 500	CD40B-O	Mot. D13C500	+ Double disc	05 ->		9256			400	24	45 x 50,2	6145	
FM 500	CS43B-O	Mot. D13C500		05 ->		9348			430	24	46 x 50		
FM 500	CS43B-OR	Mot. D13C500		05 ->		9348			430	24	46 x 50		
FM 500	CS43B-OR	Mot. D13C500	+	05 ->		9348			430	24	46 x 50		
FM 500		Mot. D13K	+	05 ->					430	24			
FM 500		Mot. D13K		05 ->					430	24			
FM 520	CS43B-O/OR	GBox: VT2214B - VT2514B	+	08 ->		9348			430	24	46 x 50		
FM 520	CS43B-O/OR	GBox: AT2412C - AT2512C		08 ->		9348			430	24	46 x 50		
FM 520	CD38B-O		+	08 ->		9263			380	24	46 x 50		
FM 520	CD38B-O		+	08 ->		6166			380	8	88 x 103		
FM 520	CD40B-O		+ Double disc	08 ->		9256			400	24	45 x 50,2	6145	
FM 7													
FM 7/250 - 7/290	CL43S-0	GBox: VT2014 - 2514	+	98 -> 01		9216			430	10	41 x 51		
FM 7/250 - 7/290	CL43S-0	GBox: VT2014 - 2514	+	98 -> 01		9216			430	10	41 x 51		
FM 9													
FM 9/260 - 9/300	CS43B-O/OR	GBox: VT1708B - VT2009B	+	01 -> 05		9328			430	24	45 x 50		
FM 9/260 - 9/300	CS43B-O/OR	GBox: VT2214B - VTO2214B	+	01 -> 05		9328			430	24	45 x 50		
FM 9/260 - 9/300	CS43B-O/OR	GBox: VT2412B	+	01 -> 05		9328			430	24	45 x 50		
FM 9/260 - 9/300		GBox: VT2214B / VTO2214B	+	01 -> 05		9328			430	24	45 x 50		

		 				  	E. SASSONE			Ø	Z	Spines	
FM 9/340 - 9/380	CS43B-O/OR	GBox: VT1708B - VT2009B	+	01 -> 05			9341		430	24	46 x 50		
FM 9/340 - 9/380	CS43B-O/OR	GBox: VT2214B - VTO2214B	+	01 -> 05			9341		430	24	46 x 50		
FM 10													
FM 10/320 - 10/360	CL43S-O/OR	GBox: S/SR1400/1700	OE with predamper				6035		430	10	41 x 51		
FM 12													
FM 12/340	CD38B-O	GBox: VT2009B	+	98 -> 05			9263		380	24	46 x 50		
FM 12/340	CD38B-O	GBox: VT2009B	+	98 -> 05			6166		380	8	88 x 103		
FM 12/340	CL39D-C		+ Double disc	98 -> 05			9256		400	24	45 x 50,2	6145	
FM 12/340	CD40B-O	Mot. D12D340	+ Double disc	98 -> 05			9256		400	24	45 x 50,2	6147	
FM 12/340	CD40B-O	Mot. D12D340	+ Double disc	98 -> 05			9256		400	24	45 x 50,2	6147	
FM 12/340	CL38D-O	Mot. D12C340	+ Double disc	98 -> 05			9258		380	10	41 x 50	6166	
FM 12/340	CL38D-O	Mot. D12C340	+ Double disc	98 -> 05			9258		380	10	41 x 50	6166	
FM 12/340	CL40D-O	Mot. D12C340	+ Double disc	98 -> 05			9243		400	10	41 x 51	6145	
FM 12/340	CL43S-O	Mot. D12C340	+	98 -> 05			9216		430	10	41 x 51		
FM 12/340	CL43S-O	Mot. D12C340	+	98 -> 05			9341		430	24	46 x 50		
FM 12/340	CS43B-O	Mot. D12D340	+	98 -> 05			9341		430	24	46 x 50		
FM 12/380	CD38B-O	Mot. D12D380	+	98 -> 05			9263		380	24	46 x 50		
FM 12/380	CD38B-O	GBox: VT2009B	+	98 -> 05			6166		380	8	88 x 103		
FM 12/380	CL39D-C		+ Double disc	98 -> 05			9256		400	24	45 x 50,2	6145	
FM 12/380	CD40B-O	Mot. D12D380	+ Double disc	98 -> 05			9256		400	24	45 x 50,2	6147	
FM 12/380	CD40B-O	Mot. D12D380	+ Double disc	98 -> 05			9256		400	24	45 x 50,2	6147	
FM 12/380	CL38D-O	Mot. D12C380	+ Double disc	98 -> 05			9258		380	10	41 x 50	6166	
FM 12/380	CL38D-O	Mot. D12C380	+ Double disc	98 -> 05			9258		380	10	41 x 50	6166	
FM 12/380	CL40D-O	Mot. D12C380	+ Double disc	98 -> 05			9243		400	10	41 x 51	6145	
FM 12/380	CL43S-O	Mot. D12C380	+	98 -> 05			9216		430	10	41 x 51		
FM 12/380	CL43S-O	Mot. D12C380	+	98 -> 05			9216		430	10	41 x 51		
FM 12/380	CS43B-O	Mot. D12D380	+	98 -> 05			9341		430	24	46 x 50		
FM 12/420	CD38B-O	Mot. D12D420	+	98 -> 05			9263		380	24	46 x 50		
FM 12/420	CL39D-C		+ Double disc	98 -> 05			9256		400	24	45 x 50,2	6145	
FM 12/420	CD40B-O	Mot. D12D420	+ Double disc	98 -> 05			9256		400	24	45 x 50,2	6147	
FM 12/420	CD40B-O	Mot. D12D420	+ Double disc	98 -> 05			9256		400	24	45 x 50,2	6147	
FM 12/420	CL38D-O	Mot. D12C420	+ Double disc	98 -> 05			9258		380	10	41 x 50	6166	
FM 12/420	CL38D-O	Mot. D12C420	+ Double disc	98 -> 05			9258		380	10	41 x 50	6166	
FM 12/420	CL40D-O	Mot. D12C420	+ Double disc	98 -> 05			9243		400	10	41 x 51	6145	
FM 12/420	CL43S-O	Mot. D12C420	+	98 -> 05			9216		430	10	41 x 51		
FM 12/420	CL43S-O	Mot. D12C420	+	98 -> 05			9216		430	10	41 x 51		
FM 12/420	CS43B-O	Mot. D12D420	+	98 -> 05			9341		430	24	46 x 50		
FM 12/460 4x2	CD38B-O	Mot. D12D460	+	03 ->			9263		380	24	46 x 50		
FM 12/460 4x2	CD38B-O	GBox: VT2009B	+	03 ->			6166		380	8	88 x 103		
FM 12/460 4x2	CL39D-C		+ Double disc	03 ->			9256		400	24	45 x 50,2	6145	
FM 12/460 4x2	CD40B-O	Mot. D12D460	+ Double disc	03 ->			9256		400	24	45 x 50,2	6147	
FM 12/460 4x2	CD40B-O	Mot. D12D460	+ Double disc	03 ->			9256		400	24	45 x 50,2	6147	
FM 12/460 4x2	CL38D-O	Mot. D12C460	+ Double disc	03 ->			9258		380	10	41 x 50	6166	
FM 12/460 4x2	CL38D-O	Mot. D12C460	+ Double disc	03 ->			9258		380	10	41 x 50	6166	
FM 12/460 4x2	CL40D-O	Mot. D12C460	+ Double disc	03 ->			9243		400	10	41 x 51	6145	
FM 12/460 4x2	CL43S-O	Mot. D12C460	+	03 ->			9216		430	10	41 x 51		
FM 12/460 4x2	CL43S-O	Mot. D12C460	+	03 ->			9216		430	10	41 x 51		
FM 12/460 4x2	CS43B-O	Mot. D12D460		03 ->			9348		430	24	46 x 50		
FM 12/460 4x2	CS43B-O/OR	Mot. D12D460	+	03 ->			9348		430	24	46 x 50		
FM 12/460 4x2	CS43B-O/OR	Mot. D12D460	+	03 ->			9348		430	24	46 x 50		
FMX													
330	CD38B-O	Mot. D11C330	+	10 ->			9263		380	24	46 x 50		
330	CD40B-O	Mot. D11C330	+ Double disc	10 ->			9256		400	24	45 x 50,2	6145	
330	CS43B-O	Mot. D11C330		10 ->			9317		430	24	45 x 50		
330	CS43B-OR	Mot. D11C330		10 ->			9348		430	24	46 x 50		
330	CS43B-OR	Mot. D11C330	+	10 ->			9348		430	24	46 x 50		

		 				  	E. SASSONE						
380	CD38B-O	Mot. D13C380	+	10 ->		9263		380	24	46 x 50			
380	CD40B-O	Mot. D13C380	+ Double disc	10 ->		9256		400	24	45 x 50,2	6145		
380	CS43B-O	Mot. D13C380		10 ->		9348		430	24	46 x 50			
380	CS43B-OR	Mot. D13C380		10 ->		9348		430	24	46 x 50			
380	CS43B-OR	Mot. D13C380	+	10 ->		9348		430	24	46 x 50			
FS 7													
TD 71 - 73	KFD116A			85 ->		6121		400	10	41 x 51			
FS 7 - FS 718/230 - FS 718/260	KFD116A/B	GBox: R1000 - SR1400		90 -> 96		6121		400	10	41 x 51			
G - Serie													
G 88		Mot. TD 100 A	Double disc			1668	7921	380	10	36 x 45	1669		
G 88		Mot. T 100 A - B				2061	7920	420		36 x 45			
G 88 6x2 LHD		Chass. 33995 - 46790	Double disc			1668	7921	380	10	36 x 45	1669		
G 88 6x2 LHD		Chass. 46791->				1587		350	10	36 x 45			
G 88 6x2 - 6x4 RHD		Chass. 42121 - 46790	Double disc			1668	7921	380	10	36 x 45	1669		
G 89		Mot. TD 110 - 120 A				2061	7920	420		36 x 45			
G 89		Mot. TD 120 A	Double disc			1668	7921	380	10	36 x 45	1669		
N 7													
TD 70	KF115B	GBox: R52 - R52B		73 ->		2060		380	10	36 x 45			
TD 70	KF214C	GBox: R51 - 52 - R52B	Double disc	73 ->		1587	7939	350	10	36 x 45			
TD 70	KF214F	GBox: R/SR62	Double disc	73 ->		1986	7921	350	10	41 x 51	1987		
TD 70	KF214F	GBox: SR62	Double disc	73 ->		1986	7921	350	10	41 x 51	1987		
N 10													
TD 100	KF116	GBox: R/SR61		73 -> 83		2061	7920	420		36 x 45			
TD 100	KF214E	GBox: R/SR61	Double disc	73 -> 83		1586	7921	350	10	36 x 45	1587		
TD 100	KF215B	GBox: MR61	Double disc	73 -> 83		1668	7921	380	10	36 x 45	1669		
TD 100	KF215L	GBox: MR62	Double disc	73 ->		6258	7921	380	10	41 x 51	6257		
TD 100 - 101 - 102	KF214F/H	GBox: R/SR62	Double disc	73 ->		1986	7921	350	10	41 x 51	1987		
TD 100 - 101 - 102	KF214F/H	GBox: R/SR62	Double disc	73 ->		1986	7921	350	10	41 x 51	1987		
TD 100 - 101 - 102	KF116B	GBox: R/SR62		73 ->		1941	7920	420	10	41 x 51			
TD 100 - 101 - 102	KF215K	GBox: MR62B	Double disc	77 ->		6258	7921	380	10	41 x 51	6257		
TD 101 - 102	KFD117B/C	GBox: R/SR1400 - 1700	+ OE with Predamper	80 ->		6035		430	10	41 x 51			
TD 101 - 102	KFD117B/C	GBox: R/SR1400 - 1700	+	80 ->		6035		430	10	41 x 51			
TD 101 - 102	KFD214A	GBox: R/SR1400 - 1700	+ Double disc	86 ->		1986		350	10	41 x 51	1987		
TD 101 - 102	KFD214A	GBox: R/SR1400 - 1700	+ Double disc	86 ->		1986		350	10	41 x 51	1987		
N 12													
TD 120	KF215B	GBox: R/SR61 - MR61B		73 -> 83		1668	7921	380	10	36 x 45			
TD 120 - 121	KF215K	GBox: MR62B	Double disc	73 ->		6258	7921	350	10	41 x 51	6257		
TD 120 - 121	KF215F	GBox: R/SR62	Double disc	73 ->		6258	7921	380	10	41 x 51	6257		
TD 121 - 122	KF215D/G	GBox: R/SR70 - 71	Double disc	83 ->		6255	7921	380	10	41 x 51			
TD 121 - 122	KF215D/G	GBox: R/SR70 - 71	Double disc	83 ->		6255	7921	380	10	41 x 51			
TD 121 - 122	KFD214A	GBox: R/SR1400 - 1700	+ Double disc	86 ->		1986		350	10	41 x 51	1987		
TD 121 - 122	KFD214A	GBox: R/SR1400 - 1700	+ Double disc	86 ->		1986		350	10	41 x 51	1987		
TD 121 - 122	KFD215A	GBox: R/SR1400 - 1700	+ Double disc	86 ->		6255		380	10	41 x 51	6256		
TD 121 - 122	KFD215A	GBox: R/SR1400 - 1700	+ Double disc	86 ->		9258		380	10	41 x 50	6166		
TD 121 - 122	KFD215A	GBox: R/SR1400 - 1700	+ Double disc	86 ->		9258		380	10	41 x 50	6166		
N 88													
N 88		Mot. TD100 - D100 - B				2061	7920	420		36 x 45			
NB - Serie													
NB 86 to 32 t.		Mot. TD 70						380					
NB 86 from 32 t.		Mot. TD 70 - E - EF	Double disc			1586	7939	430	24	36 x 45	1587		
NB 88		Mot. TD100 - D100 - B				2061	7920	420		36 x 45			
NH 12													
NH 12 - NH 12/380 - NH 12/420	CD40B-O		+ Double disc	99 ->		9256		400	24	45 x 50,2	6147		
NH 12 - NH 12/380 - NH 12/420	CL43S-O		+	99 ->		9216		430	10	41 x 51			
NH 12 - NH 12/380 - NH 12/420	CS43B-O	GBox: VT2412B	+	99 ->		9341		430	24	46 x 50			
NH 12 - NH 12/380 - NH 12/420	CS43B-O			99 ->		9348		430	24	46 x 50			

		 				  	E. SASSONE			Ø	Z	Spines	
NH 12 - NH 12/380 - NH 12/420	CS43B-O	GBox: VT2412B		99 ->		9341		430	24	46 x 50			
NH 12 - NH 12/380 - NH 12/420	CS43B-O	GBox: VT2214B/VT02214B	+	99 ->		9341		430	24	46 x 50			
NH 12 - NH 12/380 - NH 12/420	CS43B-O	GBox: VT2214B/VT02214B	+	99 ->		9341		430	24	46 x 50			
NH 12 - NH 12/380 - NH 12/420	CS43B-O	GBox: SR1400/SR1700/SR1900	+	99 ->		9341		430	24	46 x 50			
NL 10 S													
TD 101 - 102 - 103	KFD117C	GBox: R/SR1400 - 1700	+ OE with Predamper	91 ->		6035		430	10	41 x 51			
NL 12 S													
TD 121 - 122 - 123	KFD214A	GBox: R/SR1400 - 1700	+ Double disc	86 ->		1986		350	10	41 x 51	1987		
TD 121 - 122 - 123	KFD214A	GBox: R/SR1400 - 1700	+ Double disc	86 ->		1986		350	10	41 x 51	1987		
TD 121 - 122 - 123	KFD215A	GBox: R/SR1400 - 1700	+ Double disc	91 ->		6255		380	10	41 x 51	6256		
TD 121 - 122 - 123	KFD215A	GBox: R/SR1400 - 1700	+ Double disc	91 ->		9258		380	10	41 x 50	6166		
TD 121 - 122 - 123	KFD215A	GBox: R/SR1400 - 1700	+ Double disc	91 ->		9258		380	10	41 x 50	6166		
VOLVO PENTA													
Benzinmotor													
230 - 250 - 251 - AQ - BB - MB		max. torque [Nm]: 425	Coupling			6400		287	26	32 x 34,6			
AQ - BB		max. torque [Nm]: 425	Coupling			6401		287	26	32 x 34,6			
Dieselmotor													
AD - MD - TAM - TMD		max. torque [Nm]: 425	Coupling			6400		287	26	32 x 34,6			
AD - D - KAD - TAM - TMD		max. torque [Nm]: 820	Coupling			6399		287	26	32 x 34,6			
AQAD - MD - TAM - TMD		max. torque [Nm]: 425	Coupling			6401		287	26	32 x 34,6			
AQAD - MD - TAM - TMD		max. torque [Nm]: 425	Coupling			6400		287	26	32 x 34,6			
AQD - MD		max. torque [Nm]: 425	Coupling			6401		287	26	32 x 34,6			
D3-190		max. torque [Nm]: 800	Coupling			9339		275	26	32 x 34,6			
D4 - D6 - DPH - DPR		max. torque [Nm]: 1500	Coupling					314	26				
DP - DPX		max. torque [Nm]: 820	Coupling			6399		287	26	32 x 34,6			
DP - DPX		max. torque [Nm]: 425	Coupling			6400		287	26	32 x 34,6			
VOLVO		BUS											
B 6		91 ->											
B 6 / B 6 BLE		Chass. 5000->				0475		350	10	31 x 38			
B 6 - F - FA		Mot. TD 60		78 ->		0475	7941	350	10	31 x 38			
B 7		92 ->											
B 7		Chass. 20000->				2060	7939	380	10	36 x 45			
B7R / B7R LE	KFD116B		+					400	10				
B7R / B7R LE	KFD117	GBox: S6-85				9323		430	10	36 x 45			
B7R / B7R LE	KFD117	GBox: S6-90				9323		430	10	36 x 45			
B7R / B7R LE	KFD117C	GBox: S6-820 - S6-1550						400	10				
B7R / B7R LE	KFD117E	GBox: EGS-V/VR	+ OE with Predamper			6035		430	10	41 x 51			
B7R / B7R LE		GBox: 6S-1380BD	+			9323		430	10	36 x 45			
B 9													
B 9 M		GBox: S6-65		79 ->		2060		380	10	36 x 45			
B 9 M		GBox: S6-80		79 ->		2061		420	10	36 x 45			
B 9		02 ->											
B 9		GBox: ZF6S-1600	+	05 ->		9216	7986	430	10	41 x 51			
B 9		GBox: EGS-V / EGS-VR	+	05 ->		9341	7986	430	24	46 x 50			
B 9		GBox: AT2412C		05 ->		9317	7986	430	24	45 x 50			
B 10		78 -> 01											
B 10 B	KFD117C/D	Chass. -> 393	+			9216		430	10	41 x 51			
B 10 B	KFD117E	Chass. 394->	+			9216		430	10	41 x 51			
B 10 B	KFD116B	Chass. -> 7014	+					400	10				
B 10 B	KFD117	Chass. 7015->	+			9323		430	10	36 x 45			
B 10 R		Mot. THD 100 D - E		78 ->		2061		420	10	36 x 45			
B 10 M	KFD214A	GBox: S6-80 - S6-90				2061		420	10	36 x 45			
B 10 M	KFD214A	Chass. 11500 - 11540	Double disc			1586	7939	350	10	36 x 45	1587		
B 10 M	KFD214A	Chass. -> 25456	+ OE with Predamper			6035		430	10	41 x 51			
B 10 M	KFD214A	Chass. -> 25456	+			6035		430	10	41 x 51			

		 				  	E. SASSONE			Ø	Z	Spines	
B 10 M	KFD214A	Chass. 25457->	+				9216		430	10	41 x 51		
B 10 M	KFD214A	Chass. 20001 - 25456	+ Double disc				1986		350	10	41 x 51	1987	
B 10 M	KFD214A	Chass. 20001 - 25456	+				1986		350	10	41 x 51	1987	
B 10 M	KFD116B	Chass. 52526->	+						400	10			
B 10 M	KFD117	Chass. 52526->	+				9323		430	10	36 x 45		
B 12 92 ->													
B 12		Mot. TD 73 E							400	10			
B 12		Mot. TD 122 FH - FL	+	92 ->			9216		430	10	41 x 51		
B 12		Mot. D12A420	+	92 ->			9216		430	10	41 x 51		
B 12 M (Chassis)	KFD117E	GBox: EGS-V - EGS-VR	+				9341		430	24	46 x 50		
B 12 M (Chassis)	KFD117F	GBox: 6S-1600					9216		430	10	41 x 51		
B 12 M (Chassis)		GBox: VT2412B	+				9341		430	24	46 x 50		
B 51 - B 59													
B 57 - BB 57		Chass. -> 9780		72 ->			2060	7939	380	10	36 x 45		
B 57 - BB 57		Chass. 9781->		72 ->			2060		380	10	36 x 45		
B 57 - BB 57		GBox: K 191		72 ->			2060		380	10	36 x 45		
B 58		Mot. THD 100 DD					2061		420	10	36 x 45		
B 58		Mot. D					2061	7920	420	10	36 x 45		
B 609 - B 7000													
B 609 - B 610		Mot. TD 60		78 ->			0475	7941	350	10	31 x 38		
C 10													
C 10 M		Mot. THD 101 G - K	Double disc	84 ->			1586	7939	350	10	36 x 45	1587	
8500													
8500		GBox: EGS-VR	+				9341		430	24	46 x 50		
8500		GBox: VT-2412B (I-Shift)	+				9341		430	24	46 x 50		
8500		GBox: ZF 6S-1600	+				9216		430	10	41 x 51		
8700													
8700		GBox: EGS-VR	+				9341		430	24	46 x 50		
8700		GBox: VT-2412B (I-Shift)	+				9341		430	24	46 x 50		
8700		GBox: ZF 6S-1600	+				9216		430	10	41 x 51		
8700		GBox: EGS-VR Chass. -> 6485	+ OE with Predamper				6035		430	10	41 x 51		
8700		Chass. 6486->	+				9328		430	24	45 x 50		
9700 01 ->													
9700		GBox: EGS-VR	+	01 ->			9341		430	24	46 x 50		
9700		GBox: VT-2412B (I-Shift)	+	01 ->			9341		430	24	46 x 50		
9700		GBox: ZF 6S-1600	+	01 ->			9216		430	10	41 x 51		
9700		Mot. DH12E460		07 ->			9317		430	24	45 x 50		
9700		Mot. D12C420		09 ->			9341		430	24	46 x 50		
9700		Mot. D12C460		09 ->			9341		430	24	46 x 50		
9900 01 ->													
9900		Mot. DH12D420	+	01 ->			9341		430	24	46 x 50		
9900		Mot. DH12D420	+	01 ->			9341		430	24	46 x 50		
9900		GBox: EGS-VR	+	01 ->			9341		430	24	46 x 50		
9900		GBox: VT-2412B (I-Shift)	+	01 ->			9341	7986	430	24	46 x 50		
9900		Mot. D12C420		09 ->			9341		430	24	46 x 50		
9900		Mot. DH12E460		07 ->			9317		430	24	45 x 50		
9900		Mot. D12C460		09 ->			9341		430	24	46 x 50		
YaMZ													
LKW													
LKW		GBox: ZF 6S-850				8982	6378	7992	362	10	38 x 45		
LKW	YaMZ 184						6231		362	10	38 x 45		
LKW	YaMZ 182						6232		362	10	38 x 45		
LKW		GBox: ZF 6S-850				8996	6295		430	10	41 x 51		
YAROVIT													
YAROVIT													

						  	E. SASSONE			Ø	Z	Splines	
4443	DeutzBF6M101	GBox: ZF 16 S 221			Y918	8996	9216	7999	430	10	41 x 51		
YUTONG		BUS											
ZK													
ZK 6100 HB - ZK 6118 HA	C245-20	GBox: Qijiang QJ805					9350		430	10	36 x 45		
ZK 6120 HA	CumminsC30020	GBox: ZF S6-90					9350		430	10	36 x 45		
ZK 6831 HE	EQB210-22	GBox: Qijiang QJ805				8993	9285	7990	395	10	36 x 45		
ZIL													
LKW													
LKW						8996		7999	430				