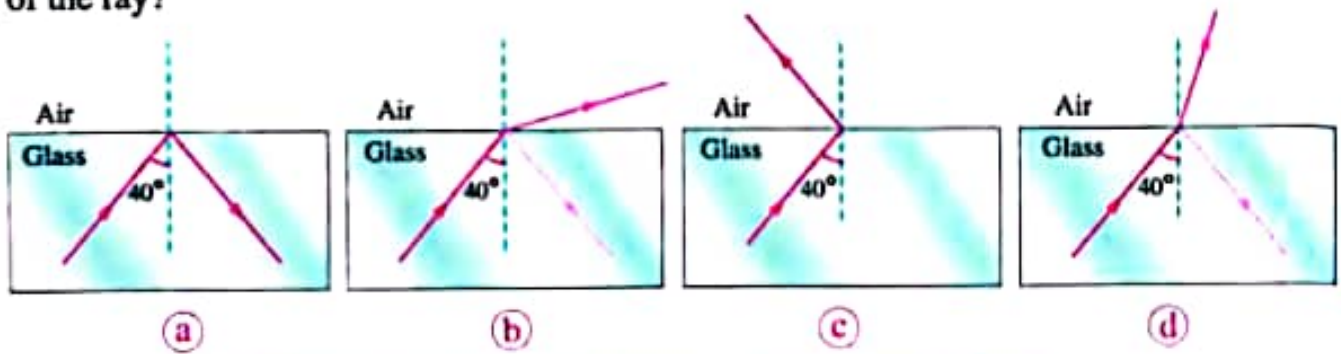
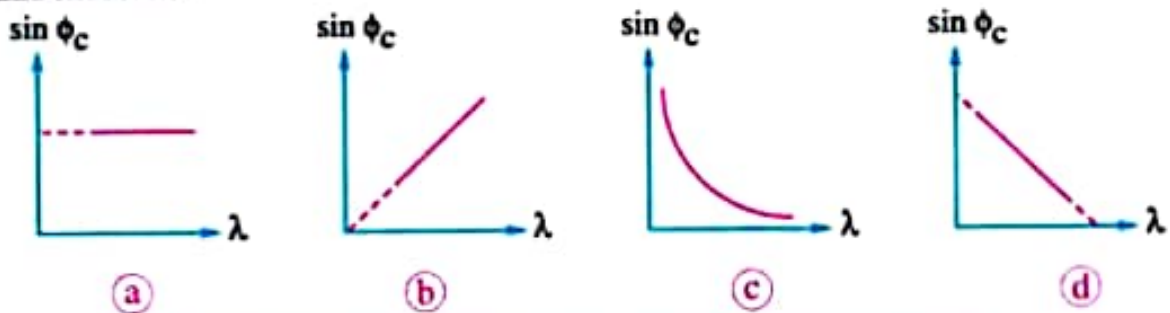


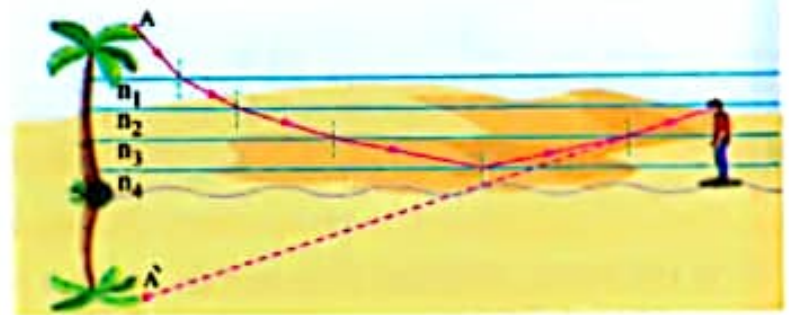
- 23 A light ray is incident with an angle of incidence 40° on the boundary surface between glass of refractive index 1.5 and air, so which of the following figures represents the path of the ray?



- 24 Which of the following graphs represents the relation between the sine of the critical angle ($\sin \phi_c$) of a medium surrounded by air and the wavelength (λ) of the incident light in this medium?



- 25 The opposite figure shows the occurrence of mirage, hence the correct order of refractive indices of air layers is



- (a) $n_3 < n_2 < n_1$
 (b) $n_1 < n_2 < n_3$
 (c) $n_2 < n_1 < n_3$
 (d) $n_3 < n_1 < n_2$

- 26 * The opposite figure represents a light ray passing from medium x to medium y towards medium z, so the relation among the absolute refractive indices for these media n_x , n_y and n_z is



- (a) $n_x < n_y < n_z$ (b) $n_z < n_y < n_x$
 (c) $n_z < n_x < n_y$ (d) $n_y < n_x < n_z$