

First : MCQ

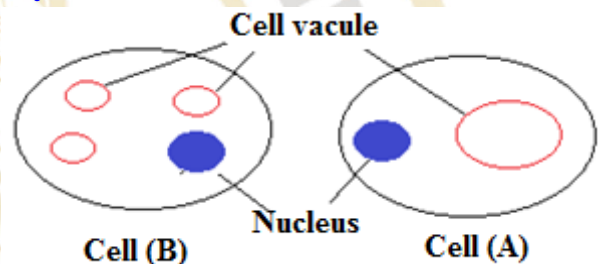
1- Which of the following structures in a living cell performs the function of the person shown in the picture?



- A. Cell wall
 B. Mitochondria
 C. Nucleus
D. Plasma membrane

2-The figure represents two cells (A) and (B). Study it and then answer:

Which of the following is true regarding the types of cells?



- A. Cell (A) is animal, while cell (B) is plant.
B. Cell (A) is plant, while cell (B) is animal.
 C. Both (A) and (B) are animal cells.
 D. Both (A) and (B) are plant cells.

3- When studying a living organism, it was found to be:

(Autotrophic, complex in structure, multicellular, has a cell wall, and is immobile).

To which of the following kingdoms does this organism belong?

- A- Protists B- Fungi C- Plants D- Animals

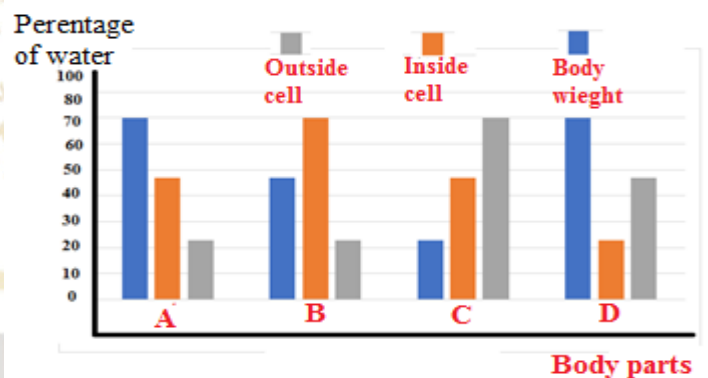
4- Which of the following represents a main difference between golden algae and yeast fungus

- a) Type of nutrition
- b) Presence of a nucleus
- c) Cell type
- d) Presence of cytoplasm"

5- Which of the following plays a fundamental role in regulating an organism's body temperature?

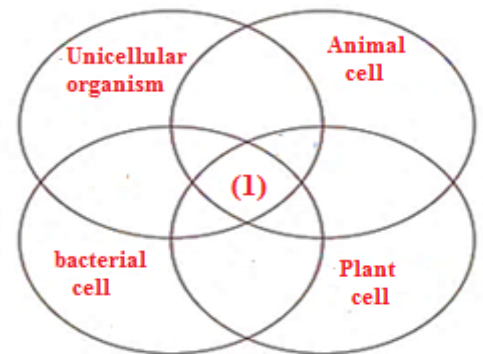
- A- Carbohydrates
- B- Water
- C- Lipids
- D- Mineral salts

6- The opposite figure shows the percentage of water in different parts of the body of a mammal. Study it and then: Which of the following represents the correct percentage of water in the body mass, inside cells, and outside cells, respectively?



- A- (A)
- B- (B)
- C- (C)
- D- (D)

7 - Study the schematic diagram opposite, which shows the components of the fine structure of the cells of four different organisms, then determine: Which component is represented by the number (1)?



A- Cell membrane

B- Cellulose wall

C- Chloroplast

D- Peptidoglycan

8- If you know that enzyme (X) is sensitive to changes in temperature, which of the following curves represents the activity of this enzyme?

