


Block Cavity Trays

Stepped leaded cavity tray system for Blockwork construction of 225mm course heights

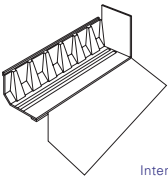
Application

- At abutment of a pitched roof with a cavity wall
- On external walls not exceeding 150mm thickness, built from blockwork or stone with regular course heights including mortar of approx 225mm
- On roof pitches of 15 degrees and above
- Cavity widths of between 50mm-125mm

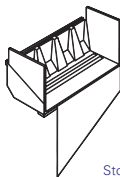


Features and Benefits

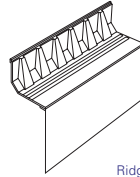
- Supplied with factory fitted lead flashing ready to cut to suit the pitch of the roof and type of roof covering
- 150mm high back upstand exceeds minimum requirements
- Permanent stopend protects the perpendicular joint and cuts out water backtracking along the blockwork
- Angled section between cavity tray base and rear upstand automatically sheds water to the outer leaf
- Choice of two lengths; 625mm for roof pitches of 25 deg or above; 1250mm for roof pitches of 12.5-22.5 deg.
- Fitted with Code 4 milled lead as standard
- Unleaded trays also available



Intermediate tray
long lead (LH)



Stopend starter tray
short lead (LH)



Ridge tray
(LH/RH)

Product Codes for 225mm BLOCK/STONE coursing 100mm external wall thickness

Description	Length	Product Codes to suit cavity widths of		
		50-74mm	75-99mm	100-125mm
Intermediate Tray RH	Varies	8201	8203	8205
Intermediate Tray LH	Varies	8202	8204	8206
Catchment Starter Tray RH	450mm	8231	8233	8235
Catchment Starter Tray LH	450mm	8232	8234	8236
Corner Starter Tray RH	550mm	7241	7243	7245
Corner Starter Tray LH	550mm	7242	7244	7246
Ridge Tray	420mm	8261	8262	8263

NB – Trays to suit 125mm and 150mm external wall thickness also available on request
For calculating quantities of stepped cavity trays required, please contact icon building products technical department.