


# Technical Data Sheet

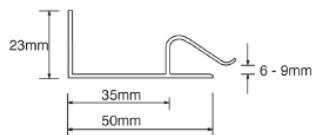
## Soffit Ventilator Strip

### PRODUCT

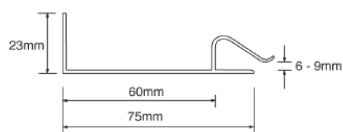


### INSTALLATION

1. For roof pitches above 15° use ISV37 and for pitches below 15° use ISV38 soffit vent.
2. The soffit board should be 6mm, thicker boards can be accommodated but it may be necessary to chamfer the edge of the board for ease of installation. Ensure the ventilator is fixed securely to the back of the fascia board using the holes provided. Screws are preferable.
3. Ventilation must be provided along the full length of the eaves and both sides of the building to create a cross flow ventilation.



ISV37  
10,000mm<sup>2</sup> airflow



ISV38  
25,000mm<sup>2</sup> airflow

### USES

- At the eaves for roof ventilation
- On roofs where the eaves incorporate a soffit board
- With soffit boards 6-10mm thick
- Must be used with rafter ventilation
- Can be used with all common soffit board material

### FEATURES & BENEFITS

- Effective, unobtrusive, quick and easy to install
- Lightweight and durable
- 4mm slots comply with BS5250:2002
- Supplied in 2.44m lengths
- Suitable for new build or refurbishment applications
- Resistant to decay, UV stabilised and colourfast
- Prevents large insect ingress
- Available in White Brown and Black
- Can be used to comply with roof space ventilation requirements of Building Regulation Approved documents

### Product Details

Size	2.4m long
Material	Manufactured by extrusion in UPVC
Colour	WHITE , BROWN & BLACK
Code	ISV37 & ISV38
Weight	5 kg
Packaging	10 per carton

