

TECHNICAL REPORT

No. LCTR 1558 002 20

Base part: ID4-LCTR 1558 002 20

Suffix (Extension): 01

Inspection concerning

Reference axle

performed according to

**Regulation (EU) No. 2015/68 consolidated to
Regulation (EU) No 2018/828**

Annex VII, Appendix 1

Type: PLZ30135

Manufacturer name and address:

**PALAZOĞLU TARIM ALETLERİ SANAYİ VE TİCARET LİMİTED
ŞİRKETİ
YENİ KANDIRA YOLU ÜZERİ 11. KM
İZMİT/KOCAELİ/TURKEY**

Type approval previously granted: **not applicable**

Contents:

1. General
2. Test details
Index

A reproduction of this report and its annexes, except in full, is prohibited without the written permission of Luxcontrol s.a.

■ **Luxcontrol SA**

1, Av. des Terres Rouges
BP 349
L-4004 Esch-sur-Alzette
LUXEMBOURG

Tél:++352-54.77.11-1
Fax:++352-54.77.11-203
E-Mail:info@luxcontrol.com
Int.:www.luxcontrol.com
N ident: LU 113 536 61
RC Lux.: B15664

BGL BNP Paribas
IBAN: LU56 0030 1610 0727 0000
BIC: BGLULL
Dexia-BIL
IBAN: LU48 0026 1824 1543 2600
BIC: BILLULL





1. General

Manufacturer:

**PALAZOĞLU TARIM ALETLERİ
SANAYİ VE TİCARET LİMİTED
ŞİRKETİ
YENİ KANDIRA YOLU ÜZERİ 11. KM
İZMİT/KOCAELİ/TURKEY**

~~Vehicle~~ Type

~~Or component of ESA or STU:~~ **PLZ30135**

2. Test details

	Inspector	Location of test:	Date of receipt of test item:	Date of test:
Main report	Erdal Çınarcı (Type Approval Engineer) Burak Yılmaz (Type Approval Engineer)	YENİ KANDIRA YOLU ÜZERİ 11. KM İZMİT/KOCAELİ/TURKEY	10.12.2019	10.12.2019
Extension 01	Erdal Çınarcı (Type Approval Engineer)	YENİ KANDIRA YOLU ÜZERİ 11. KM İZMİT/KOCAELİ/TURKEY	10.01.2020	10.01.2020

2.1. Remarks

2.1.1. Main report:

Not applicable.

2.1.2. Extension 01:

For details of changes made, please see Annex B.

All the changes have been assessed and found in compliance.





3. Statement of compliance

The inspections items and measurements carried out have shown the compliance of the type described in this technical report and the attached Annexes with the requirements of the standard as stated on page 1.

İstanbul-Turkey, August 10,2020

Luxcontrol s.a.
Service Homologation-automobile

Erdal Çınarcı
Ingénieur-Inspecteur

Zehra Doğan
Ingénieur-Stagiaire

Annexes





Details to the information package, including a summary in chronological order, concerning extensions and/or amendments

Type-approval previously granted: not applicable

Main Report

Technical Report No.:	LCTR 1558 002 20	3 Pages
	Index	1 Page

List of Annexes:

A: Test results	6 Pages
B: Information folder	5 Pages

Extension 01

Technical report No:	LCTR 1558 002 20	3 Pages
	Index	1 Page

List of Annexes:

A: Test results	6 Pages
B: Information folder	6 Pages

Reason of Extension

Amendment /Updated

- Addition of category R3b and R4b categories
- Addition of Type III test result
- Updated to last level amendment (EU) 2018/828

Content of the information folder:


- Manufacturer's information document no. PLZ-30135-2018/828 dated 10.08.2020 acc. to EU 2018/828 (page 1 to 6)





1. Test results:


Note: Test report as prescribed in section 3.9 of Annex 7 of EU 2018/828

- 1.1. Axle manufacturer name and address:
PALAZOĞLU TARIM ALETLERİ SANAYİ VE TİCARET
LİMİTED ŞİRKETİ
YENİ KANDIRA YOLU ÜZERİ 11. KM
İZMİT/KOCAELİ/TURKEY
- 1.1.1. Make of axle manufacturer: 
- 1.2. Brake manufacturer name and address:
See item 1.1.
300X135
- 1.2.1. Brake identifier ID2-: 300X135
- 1.2.2. Automatic brake adjustment device:
- ~~Integrated*~~
- Non-integrated*
**Strikethrough, as appropriate.*
- 1.3. Manufacturer's information document: PLZ-30135-2018/828

2. Test Record

The following data is recorded for each test:

- 2.1. Test code: LCTR 1558 002 20
- 2.2. Test specimen: Axle with drum brake
Test variant: S-Cam brake
- 2.2.1. Axle code: See below
- 2.2.1.1. Axle identifier: ID1- PLZ30135
- 2.2.1.2. Identification of tested axle: PLZ30135
- 2.2.1.3. Test axle load (Fe identifier) [daN]: ID3- 8731





2.2.2.	Brake:	See below
2.2.2.1.	Brake identifier:	ID2- 300 x 135
2.2.2.2.	Identification of tested brake:	300 x 135
2.2.2.3.	Maximum stroke capability of the brake: <i>Note: Applies to disc brakes only.</i>	NA mm
2.2.2.4.	Effective length of the cam shaft: <i>Note: Applies to drum brakes only.</i>	550 mm
2.2.2.5.	Material variation: <i>Note: As per paragraph 3.8 (m) of this Annex.</i>	NA
2.2.2.6.	Brake: - Drum* - Disc * <i>*Strikethrough, as appropriate.</i>	
2.2.2.6.1.	Actual test mass of drum/ disc : <i>*Strikethrough, as appropriate.</i>	29 kg
2.2.2.6.2.	Nominal external diameter of disc: <i>Note: Applies to disc brakes only.</i>	NA mm
2.2.2.6.3.	Type of cooling of the disc: - Ventilated * - Non-ventilated * <i>*Strikethrough, as appropriate.</i>	
2.2.2.6.4.	Integrated hub: - With * - Without * <i>*Strikethrough, as appropriate.</i>	
2.2.2.6.5.	Disc with integrated drum: - With parking brake function * - Without parking brake function * <i>*Strikethrough, as appropriate.</i> <i>Note: Applies to disc brakes only.</i>	



- 2.2.2.6.6. Geometric relationship between disc friction surfaces and disc mounting:
NA
Examples: One piece, casted, connection on action side.
- 2.2.2.6.7. Base material: Grey Cast Iron
- 2.2.2.7. Brake:
- Lining*
- Pad*
**Strikethrough, as appropriate.*
- 2.2.2.7.1. Manufacturer: EREN BALATACILIK SANAYİ VE TİCARET A.Ş.
- 2.2.2.7.2. Make: EREN
- 2.2.2.7.3. Type: EREN M750
- 2.2.2.7.4. Method of attachment: Riveted
- Lining*
- Pad on the brake shoe*
- Back plate*
**Strikethrough, as appropriate.*
- 2.2.2.7.5.

Thickness of back plate:	--	mm*
Weight of shoes:	4	kg*

**Strikethrough, as appropriate.*
- 2.2.2.7.6. Base material: Steel (St 37)
- Back plate*
- Brake shoe*
**Strikethrough, as appropriate.*
- 2.2.3. Automatic brake adjustment device: See below
**Not applicable in the case of integrated automatic brake adjustment device.*
- 2.2.3.1. Manufacturer name and address:
GEÇGEL METAL DÖKÜM MAK. OTO. SAN. TİC. LTD. ŞTİ.
Konya Org. San. Bölgesi Büyük Kayacık Mah. Yaylacık Cad.
Güneştepe Sok. No:5 Selçuklu/Konya/Turkey
- 2.2.3.2. Make: GOS
- 2.2.3.3. Type: 65027



2.2.3.4. Version: NA

2.2.4. Wheel(s): 385/65 R22,5

2.2.4.1. Reference tyre rolling radius (R_e) at test axle load (F_e): 517 mm

2.2.4.2. Data of the fitted wheel during testing:

Tyre Size	Rim Size	X_e (mm)	D_e (mm)	E_e (mm)	G_e (mm)
385/65 R22,5	11,75X22,5	158	187	95	29

2.2.5. Lever length l_e : 185 mm

2.2.6. Brake Actuator: See below

2.2.6.1. Manufacturer: ARFESAN A.Ş.

2.2.6.2. Make: ARFESAN

2.2.6.3. Type: 30 "

2.2.6.4. (Test) identification number: BC 0078.0

2.3. Test results: See below

Note: Corrected to take account of rolling resistance of $0.02 \cdot F_e$ (in case of vehicles of categories R_a) and $0.01 \cdot F_e$ (in case of vehicles of categories R_b)

2.3.1. In the case of vehicles of categories R1, R2,R3a,R4a and R3b where the sum of technically permissible masses per axle does not exceed 10.000 kg, has been subject to the Type I test:

Test Type	0	I	
Annex 7, paragraph:	3.5.1.4	3.5.2.2/3	3.5.2.4
Test speed (km/h)	40	40	40
Brake actuator pressure p_e (kPa)	650	100	650
Braking period (min) or (km)	--	1,7	--
Braking force developed T_e (daN)	4753	646	3880
Brake efficiency T_e/F_e	0,54	0,07	0,44
Actuator stroke s_e (mm)	65	--	65
Brake input torque C_e (Nm)	2297	--	2297
Brake input threshold torque $C_{0,e}$ (Nm)	20	--	20



- 2.3.2. In the case of vehicles of categories
-R3a, R4a
-R3b where the sum of technically permissible masses per axle does not exceed 10.000 kg.
-R3b and R4b where the sum of technically permissible masses per axle exceeds 10.000 kg, has been subject to the Type III test:

Test Type	0	III	
Annex 7, paragraph:	3.5.1.2.	3.5.3.1.	3.5.3.2.
Initial test speed (km/h)	60	60	60
Final test speed (km/h)	0	47	0
Brake actuator pressure p_e (kPa)	650	410	650
Number of brake applications	--	20	--
Duration of brake cycle (s)	--	60	--
Braking force developed T_e (daN)	4053	2427	3211
Brake efficiency T_e/F_e	0,51	0,30	0,40
Actuator stroke s_e (mm)	65	--	65
Brake input torque C_e (Nm)	2297	--	2297
Brake input threshold torque $C_{0,e}$ (Nm)	20	--	20

- 2.3.3. *This item is to be completed only when the brake has been subject to the test procedure defined in paragraph 4 of Annex 19 to this regulation, to verify the cold performance characteristics of the brake by means of the brake factor (BF).*

2.3.3.1. Brake factor B_F :

2.3.3.2. Declared threshold torque $C_{0,dec}$: Nm

2.3.4. Performance of the automatic brake adjustment device, if applicable.

2.3.4.1. Free running according to paragraph 3.6.3 of Annex 7:

- Yes*
- ~~No*~~

*Strikethrough, as appropriate.



3. Application Range

Application range specifies the axle/brake variants that are covered in this test report, by showing which variables are covered by the individual test codes.

NA

4. This test has been carried out and the results reported, in accordance with Annex 7, Appendix 1 to Regulation (EU) No. 2018/828

Yes

At the end of the test defined in paragraph 3.6 of Annex 7, Appendix 1, the requirements of paragraph 2.2.2.8.1 of Annex I are deemed to be fulfilled.

Yes

Note: Only to be completed when an automatic brake wear adjustment device is installed.

5. Remarks

The inspection results are only applicable to items, which have been tested.

6. Test facilities

Calibration of measuring and test equipment used to carry out the inspections is in accordance with the standard stated on page 1 of this report and with ISO 17025.

	TRAILER AXLE & BRAKE INFORMATION DOCUMENT	Date	02.01.2020
		Document Nr.	PLZ-30135-2018/828
	Regulation (EU) No 2015/68 Consolidated to Regulation (EU) No 2018/828 Annex VII	Revision Nr.	01
		Revision Date	10.08.2020
		Page	1 / 6

REASON FOR EXTENSION

- Addition of category R3b and R4b categories
- Addition of Type III test result
- Updated to last level amendment 2018/828/EU

	TRAILER AXLE & BRAKE INFORMATION DOCUMENT	Date	02.01.2020
		Document Nr.	PLZ-30135-2018/828
	Regulation (EU) No 2015/68 Consolidated to Regulation (EU) No 2018/828 Annex VII	Revision Nr.	01
		Revision Date	10.08.2020
		Page	2 / 6

1. GENERAL

Name and address of axle or vehicle manufacturer

PALAZOĞLU TARIM ALETLERİ SANAYİ VE TİCARET LİMİTED ŞİRKETİ
YENİ KANDIRA YOLU ÜZERİ 11. KM
İZMİT/KOCAELİ/TURKEY

1.1. Commercial Description

PLZ30135

1.2. Category

R3&R4

2. AXLE DATA

2.1. Manufacturer (name and address)

PALAZOĞLU TARIM ALETLERİ SANAYİ VE TİCARET LİMİTED ŞİRKETİ
YENİ KANDIRA YOLU ÜZERİ 11. KM
İZMİT/KOCAELİ/TURKEY

2.1.1 Make of manufacturer



2.2. Type / variant

PLZ30135

2.3. Axle identifier

ID1- PLZ30135

2.4. Test axle load (F_e)

8731 daN

2.5. Wheel and brake data according to the following Figures 1A and 1B

Figure 1A

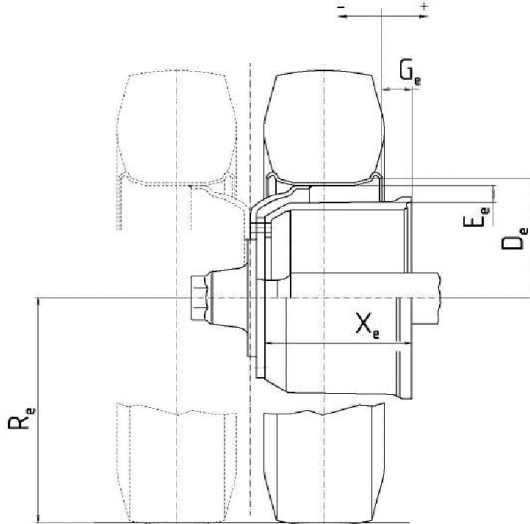
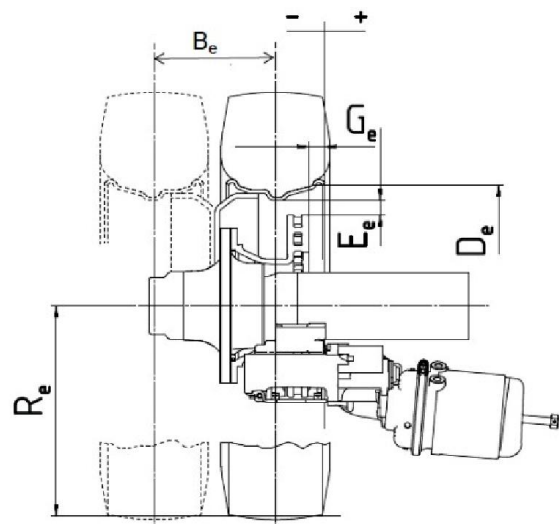


Figure 1B



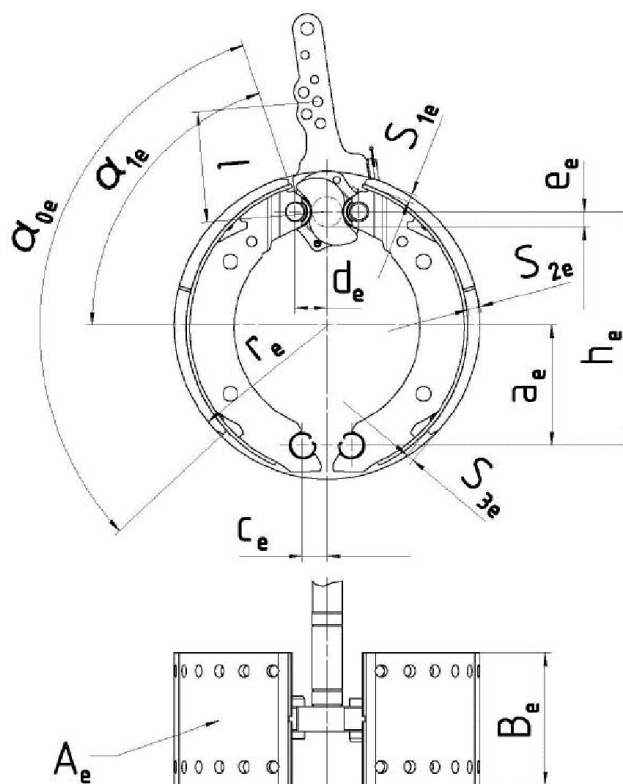
Tyre	Rim	D_e (mm)	E_e (mm)	G_e (mm)	R_e (mm)	B_e (mm)	X_e (mm)
385/65 R22,5	11,75x22,5	187	95	29	517	--	158

3. BRAKE

3.1. *General Information*

- 3.1.1. Name PALAZOĞLU
- 3.1.2. Manufacturer (Name and address) **See Item 1.**
- 3.1.3. Type of brake Drum Brake
- 3.1.3.1. Variant **S-Cam Brake**
- 3.1.4. Brake identifier ID2- 300x135
- 3.1.5. Brake data according to the following Figures 2A and 2B
- 3.1.6. Brake Factor (B_f) 4,9

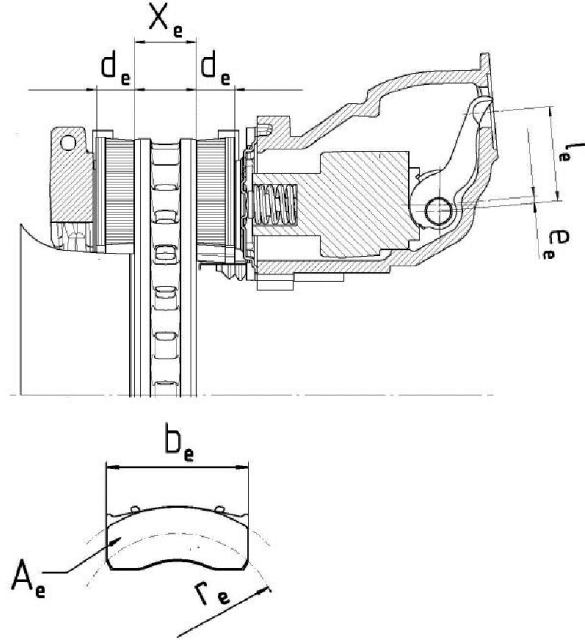
Figure 2A



a_e (mm)	h_e (mm)	c_e (mm)	d_e (mm)	e_e (mm)	α_{0e} (°)	α_{1e} (°)	B_e (mm)	r_e (mm)	A_e (cm ²)	S_{1e} (mm)	S_{2e} (mm)	S_{3e} (mm)
114	215	50	22	13	150	85	135	147	114	9	10	9

	TRAILER AXLE & BRAKE INFORMATION DOCUMENT	Date	02.01.2020
		Document Nr.	PLZ-30135-2018/828
	Regulation (EU) No 2015/68 Consolidated to Regulation (EU) No 2018/828 Annex VII	Revision Nr.	01
		Revision Date	10.08.2020
		Page	4 / 6

Figure 2B



X_e (mm)	d_e (mm)	e_e (mm)	l_e (mm)	b_e (mm)	A_e (cm ²)	r_e (mm)
--	--	--	--	--	--	--

3.2. Drum brake data

3.2.1. Brake adjustment device (external/internal) **External**

3.2.1.1. Manufacturer (Name and address) Geçgel Metal Döküm Mak. Oto. San. Tic. Ltd. Şti.
Konya Organize San. Bölgesi Büyük Kayacık Mah.
Yaylacık Cad. Güneştepe Sok. No:5
Selçuklu/ Konya / Turkey

3.2.1.2. Make GOS

3.2.1.3. Type 65027

3.2.1.4. Version NA

3.2.2. Declared maximum brake input torque (C_{max}) 2800 Nm

3.2.3. Mechanical efficiency (η) 0,9

3.2.4. Declared brake input threshold torque ($C_{0,dec}$) 20 Nm

3.2.5. Efficiency length of the cam shaft 550 mm

	TRAILER AXLE & BRAKE INFORMATION DOCUMENT	Date	02.01.2020
		Document Nr.	PLZ-30135-2018/828
	Regulation (EU) No 2015/68 Consolidated to Regulation (EU) No 2018/828 Annex VII	Revision Nr.	01
		Revision Date	10.08.2020
		Page	5 / 6

3.3. Brake drum


3.3.1.	Max. diameter of friction surface (wear limit)	398 mm
3.3.2.	Base material	Grey Cast Iron
3.3.3.	Declared mass	29 kg
3.3.4.	Nominal mass	29 kg
3.3.5.	Permitted range of the brake drum mass	25-30 kg

3.4. Brake Lining

3.4.1.	Manufacturer (Name and address)	EREN BALATACILIK SANAYİ VE TİCARET A.Ş. 13. Sokak No: 6 KOSBİ Kemalpaşa / İzmir / Turkey
3.4.2.	Make	EREN
3.4.3.	Type	EREN M750
3.4.4.	Identification (type identification on lining)	N/A
3.4.5.	Minimum thickness (wear limit)	10 mm
3.4.6.	Method of attaching friction material to brake shoe	Riveted
3.4.6.1.	Worst case of attachment (in the case of more than one)	N/A
3.4.6.2.	Base material of the brake shoe	Steel (St 37)
3.4.6.3.	Range of the weight of the brake shoes (without brake lining)	4 kg

3.5. Disk brake data

3.5.1.	Connection type to the axle (axial, radial, integrated etc.)	N/A
3.5.2.	Brake adjustment device (external / integrated)	N/A
3.5.3.	Max. actuation stroke	N/A
3.5.4.	Declared maximum input force (Th_{Amax})	N/A
3.5.4.1.	Declared maximum brake input torque (C_{max}) $C_{max} = Th_{Amax} * l_e$	N/A
3.5.5.	Friction radius (r_e)	N/A

	TRAILER AXLE & BRAKE INFORMATION DOCUMENT	Date	02.01.2020
		Document Nr.	PLZ-30135-2018/828
	Regulation (EU) No 2015/68 Consolidated to Regulation (EU) No 2018/828 Annex VII	Revision Nr.	01
		Revision Date	10.08.2020
		Page	6 / 6

3.5.7.	Input/output ratio (i) (I_e/e_e)	N/A
3.5.8.	Mechanical efficiency (η)	N/A
3.5.9.	Declared brake input threshold force ($Th_{A0,dec}$)	N/A
3.5.9.1.	$C_{0,dec} = Th_{A0,dec} * I_e$	N/A
3.5.10.	Minimum rotor thickness (wear limit)	N/A
3.6.	<i>Brake disc data</i>	
3.6.1.	Disc type description	N/A
3.6.2.	Connection/mounting to the hub	N/A
3.6.3.	Ventilation (yes/no)	N/A
3.6.4.	Declared mass	N/A
3.6.5.	Nominal mass	N/A
3.6.6.	Declared external diameter	N/A
3.6.7.	Minimum external diameter	N/A
3.6.8.	Inner diameter of friction ring	N/A
3.6.9.	Width of ventilation channel (if appl.)	N/A
3.6.10.	Base material	N/A
3.7.	<i>Brake pad data</i>	
3.7.1.	Manufacturer and address	N/A
3.7.2.	Make	N/A
3.7.3.	Type	N/A
3.7.4.	Identification (type identification on pad back plate)	N/A
3.7.5.	Minimum thickness (wear limit)	N/A
3.7.6.	Method of attaching friction material to pad back plate	N/A
3.7.6.1.	Worst case of attachment (in case of more than one)	N/A