



Finance report 2021

St John's Community Church


Chase Terrace

Subject to independent examiners sign-off

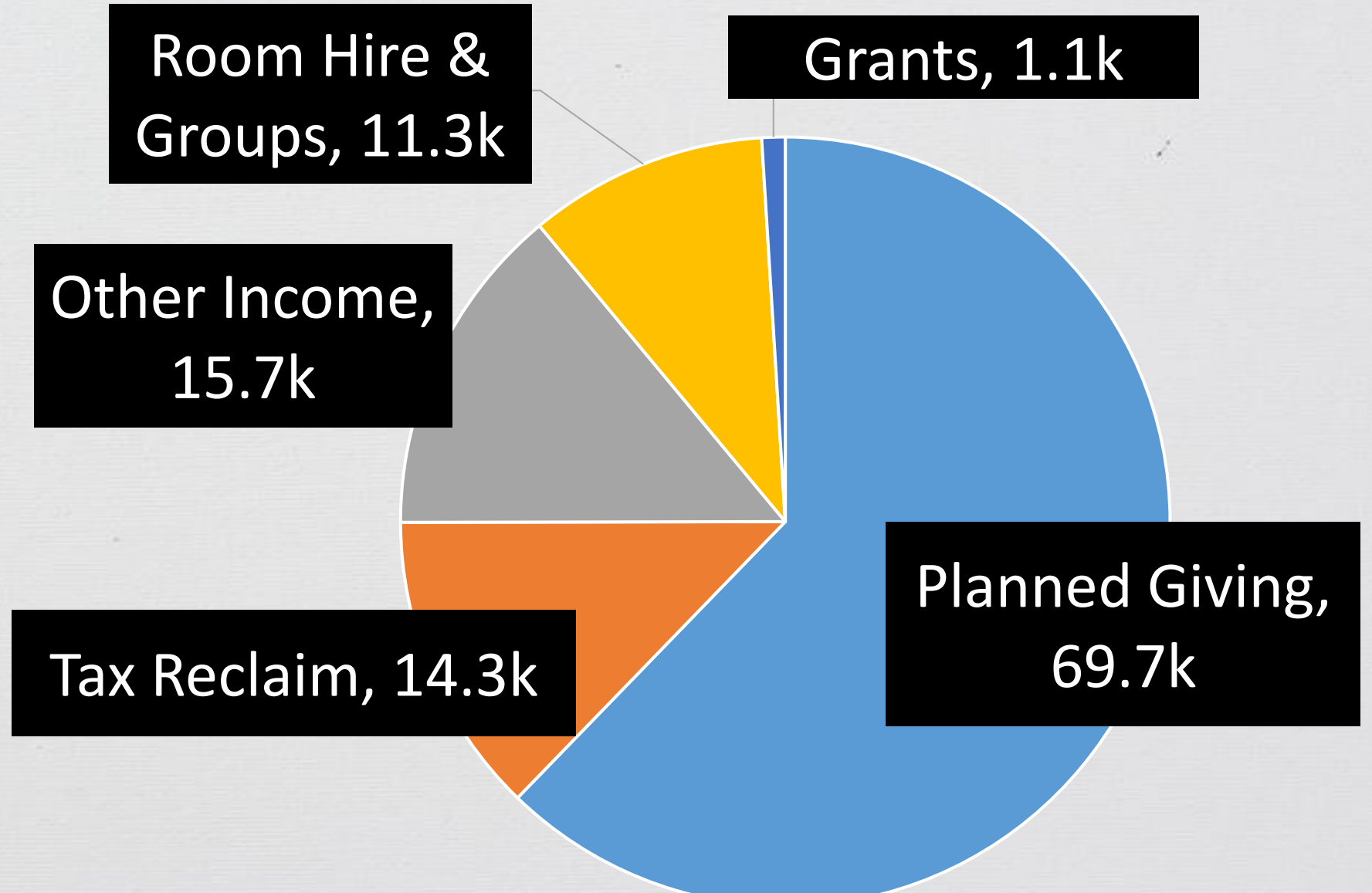


Income

	2018	2019	2020	2021
Unrestricted	118,055	122,438	97,676	112,030
Restricted	940	817	11,915	57
Total Income	118,995	122,255	109,591	112,087




Income



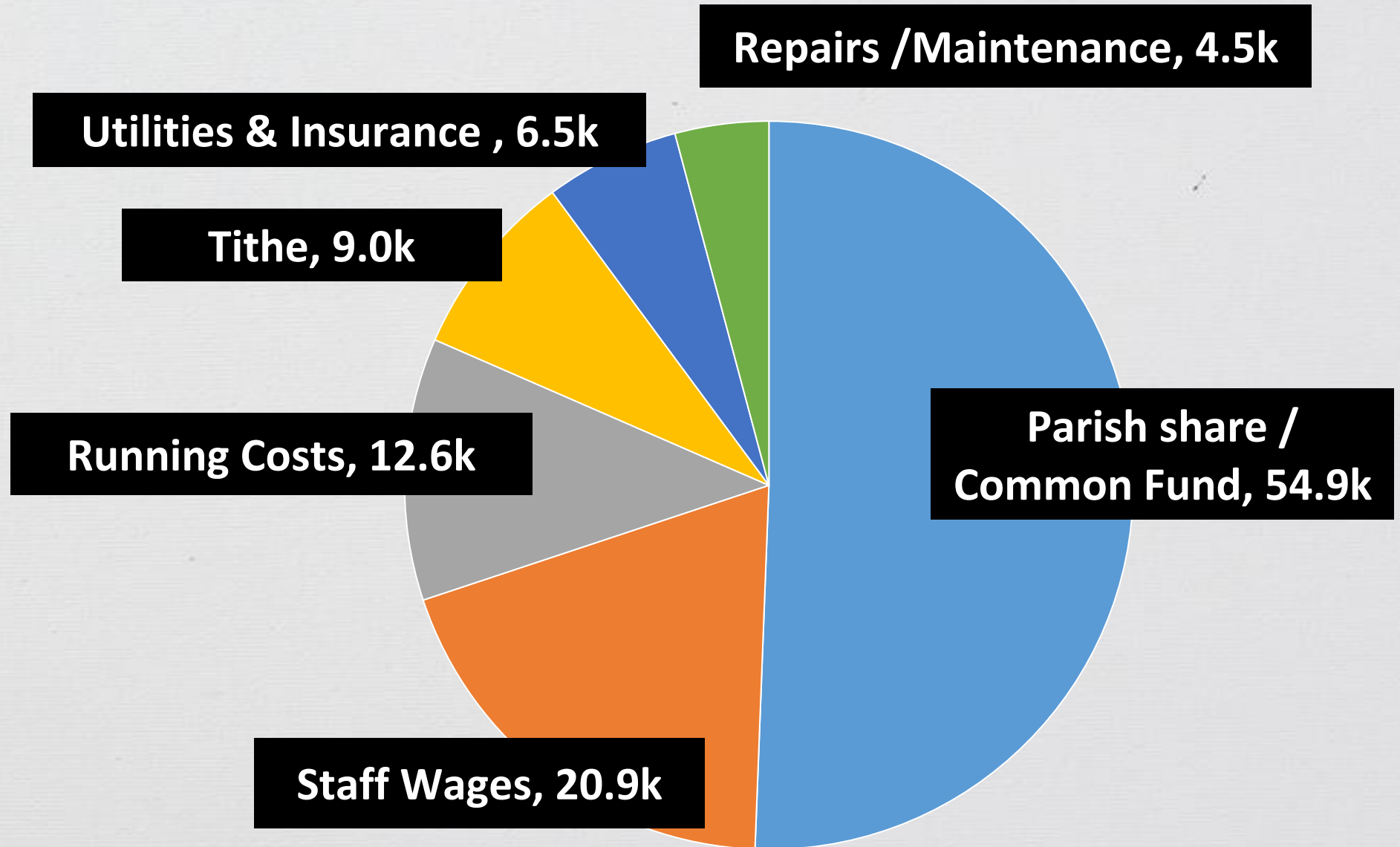


Expenditure

	2018	2019	2020	2021
Unrestricted	120,900	118,421	103,832	107,770
Restricted	6,052	7,453	7,758	4,310
Total Expenditure	126,952	125,874	111,590	112,080



Expenditure

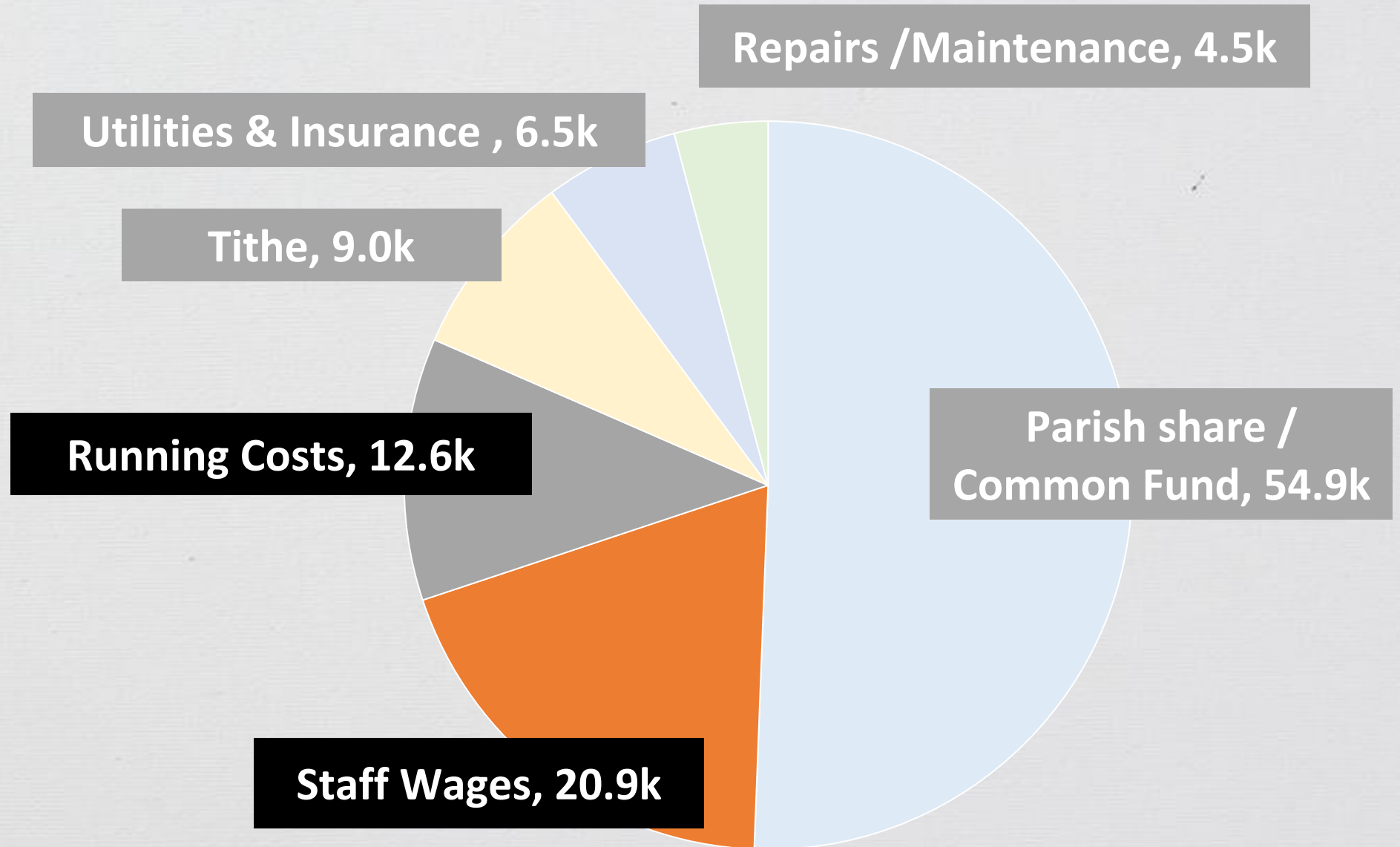


Expenditure

- Wages, pensions, housing
- Training future curates
- Central departments
- Supports the General Synod

Parish share /
Common Fund, 54.9k

Expenditure



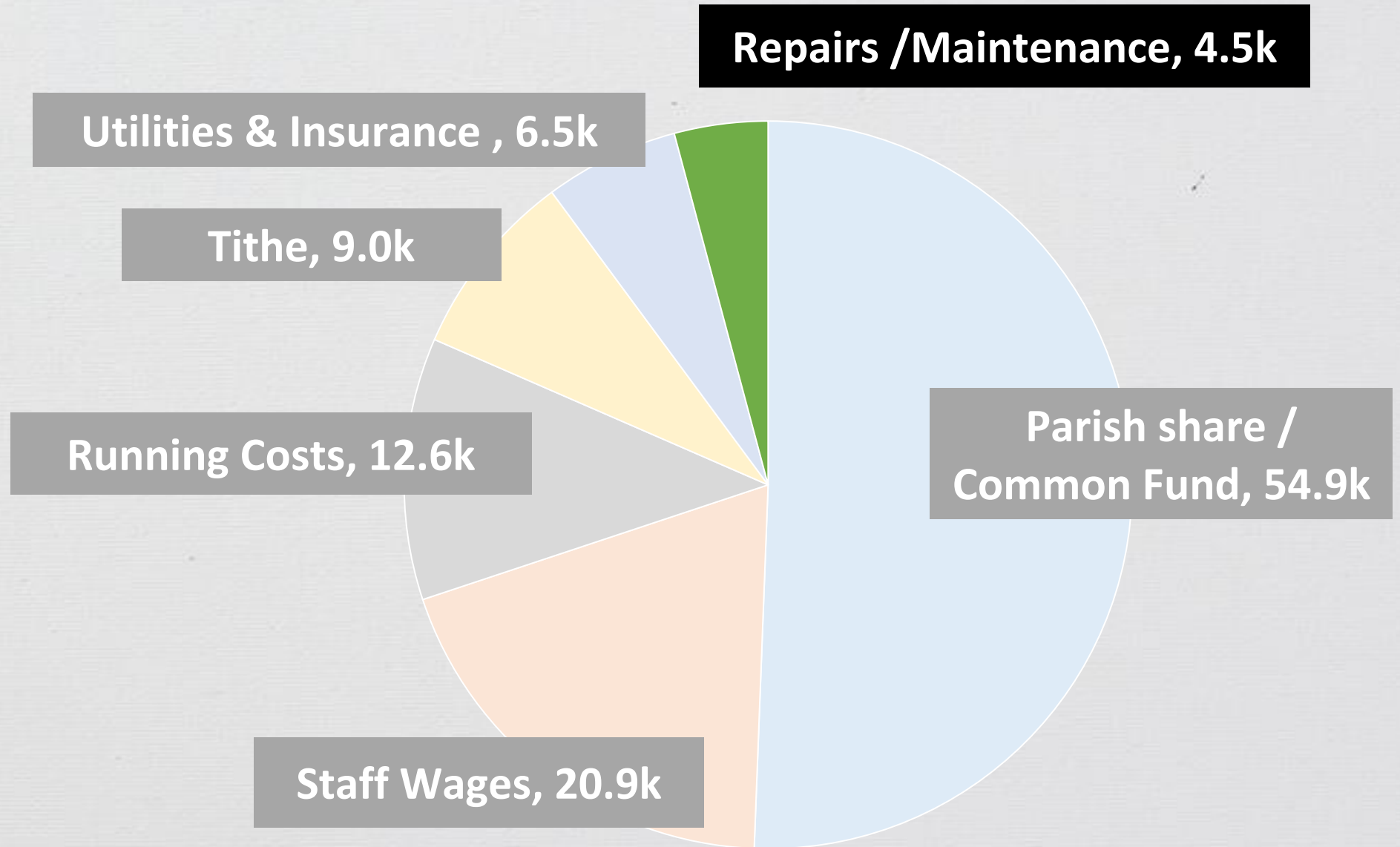


Expenditure

Tithe, 9.0k

- Light for Children £2.2k
- Pathway Project £1.7k
- UCB radio £0.6k
- Foodbank £0.6k
- Youthnet £0.6k
- Burntwood Be A Friend £1k

Expenditure




Still with me?





In/Out Summary

	2018	2019	2020	2021
Income	£118,995	£122,255	£109,591	£112,087
Expenditure	£126,952	£125,874	£111,590	£112,080
Difference	-£7,957	-£3,619	-£1,999	+£7





Account Summary

	2018	2019	2020	2021
Fixed Assets (buildings & contents)	£5.4k	£5.6k	£8k	£9,940
Net Assets (money in the bank after outstanding payments are paid)	£155k	£153k	£148k	£146,909
Total Assets	£161k	£159k	£157k	£156,549
Difference Year on Year	-£8k	-£3.6k	-£2k	+£0,007





1. OUTSTANDING TITHE
2. CHILDREN'S PROVISION
3. QUINQUENNIAL
4. CHURCH WINDOWS
5. GENERAL MAINTENANCE & REPAIRS (BOILER, PAINT ETC...)
6. COMMON FUND 2023

DANKE!
THANK YOU!
MERCI!
GRAZIE!
GRACIAS!
DANK JE WEL!

.....